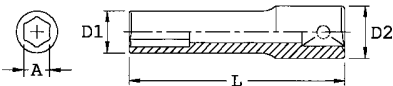
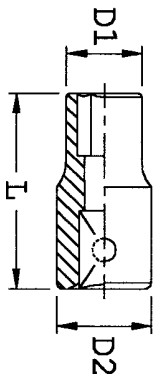
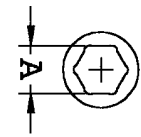


Impact Sockets



1/4

Impact Sockets



Metric Impact Sockets - 6 Point

ITEM NO.	A mm	D1 mm	D2 mm	Length mm	Weight g	PCS 	G.W. KGS	CUFT 	CODE @
212503	3	6.1	12.0	25	10	300	4.0	0.69	000190
212504	4	7.3	12.0	25	10	300	4.0	0.69	000190
2125045	4.5	7.9	12.0	25	10	300	4.0	0.69	000190
212505	5	8.5	12.0	25	10	300	4.0	0.69	000190
2125055	5.5	9.1	12.0	25	10	300	4.0	0.69	000190
212506	6	9.7	12.0	25	10	300	4.0	0.69	000190
212507	7	11.0	12.0	25	12	300	4.5	0.69	000190
212508	8	12.0	12.0	25	12	300	4.5	0.69	000190
212509	9	13.0	13.0	25	14	300	5.5	0.69	000190
212510	10	14.0	14.0	25	16	300	6.0	0.69	000190
212511	11	16.0	16.0	25	22	300	8.0	0.69	000190
212512	12	17.0	17.0	25	24	300	8.0	0.69	000190
212513	13	18.0	18.0	25	28	300	9.5	0.69	000190
212514	14	20.0	20.0	25	38	300	12.5	0.69	000190

SAE Impact Sockets - 6 Point

ITEM NO.	A Inch	D1 mm	D2 mm	Length mm	Weight g	PCS 	G.W. KGS	CUFT 	CODE @
292504	1/8	6.2	12.0	25	10	300	4.0	0.69	000190
292506	3/16	8.2	12.0	25	10	300	4.0	0.69	000190
292507	7/32	9.2	12.0	25	10	300	4.0	0.69	000190
292508	1/4	10.2	12.0	25	10	300	4.0	0.69	000190
292509	9/32	11.2	12.0	25	12	300	4.5	0.69	000190
292510	5/16	12.0	12.0	25	12	300	4.5	0.69	000190
292511	11/32	13.0	13.0	25	16	300	9.0	0.69	000190
292512	3/8	14.0	14.0	25	16	300	9.0	0.69	000190
292514	7/16	16.0	16.0	25	22	300	7.5	0.69	000190
292516	1/2	18.0	18.0	25	30	300	10.0	0.69	000190
292518	9/16	20.0	20.0	25	38	300	12.5	0.69	000190

Metric Deep Impact Sockets - 6 Point

ITEM NO.	A mm	D1 mm	D2 mm	Length mm	Weight g	PCS 	G.W. KGS	CUFT 	CODE @
215204	4	7.3	12.0	50	18	200	4.5	0.60	000305
2152045	4.5	7.9	12.0	50	18	200	4.5	0.60	000305
215205	5	8.5	12.0	50	18	200	4.5	0.60	000305
2152055	5.5	9.1	12.0	50	18	200	4.5	0.60	000305
215206	6	9.7	12.0	50	20	200	5.0	0.60	000305
215207	7	11.0	12.0	50	24	200	6.0	0.60	000305
215208	8	12.0	12.0	50	24	200	6.0	0.60	000305
215209	9	13.2	12.0	50	26	200	6.5	0.60	000305
215210	10	14.0	12.5	50	34	200	8.0	0.60	000305
215211	11	16.0	13.0	50	36	200	8.5	0.60	000305
215212	12	17.0	13.5	50	38	200	8.5	0.60	000305
215213	13	18.0	14.0	50	45	200	10.0	0.60	000305
215214	14	19.7	14.5	50	54	200	12.0	0.60	000305

SAE Deep Impact Sockets - 6 Point

ITEM NO.	A Inch	D1 mm	D2 mm	Length mm	Weight g	PCS 	G.W. KGS	CUFT 	CODE @
295206	3/16	8.2	12.0	50	18	200	5.0	0.60	000305
295207	7/32	9.2	12.0	50	18	200	5.0	0.60	000305
295208	1/4	10.2	12.0	50	20	200	5.0	0.60	000305
295209	9/32	11.2	12.0	50	22	200	5.5	0.60	000305
295210	5/16	12.0	12.0	50	22	200	5.5	0.60	000305
295211	11/32	13.0	12.0	50	26	200	6.5	0.60	000305
295212	3/8	14.0	12.5	50	34	200	8.0	0.60	000305
295214	7/16	16.0	13.0	50	40	200	9.0	0.60	000305
295216	1/2	18.0	14.0	50	42	200	9.5	0.60	000305
295218	9/16	20.0	14.5	50	50	200	11.0	0.60	000305

Accessories

A Impact Adapter

ITEM NO.	Female Drive	Male Drive	Length mm	Weight g	PCS	G.W. KGS	CUFT	CODE @
290030	1/4"	3/8"	25	15	750	12.5	0.52	000230

B Impact Universal Joint

ITEM NO.	Outside Diameter	Length mm	Weight g	PCS	G.W. KGS	CUFT	CODE @
700106	16mm	35	45	200	10.0	0.60	000755


C Impact Bit Holders

ITEM NO.	Hex Shank	Length mm	Weight g	PCS	G.W. KGS	CUFT	CODE @
263508	1/4"	35	30	200	7.0	0.52	000475
263510	5/16"	35	35	200	8.0	0.52	000495

Uses with air impact wrenches and bits can offer high-torque capabilities.

D Impact Extension Bars

ITEM NO.	Length mm	Weight g	PCS	G.W. KGS	CUFT	CODE @
210002	50	25	750	20.0	0.52	000180
210003	75	35	750	27.5	0.52	000195
210004	100	45	240	12.0	0.30	000300
210006	150	65	240	17.0	0.30	000350



TF-255MS 55 Piece Metric & SAE Impact Socket Set

Item No.	Description	Item No.	Description
1/4" Dr. Metric Impact Socket:			
212503	3mm Impact Socket	2152055	5.5mm Deep Impact Socket
212504	4mm Impact Socket	215206	6mm Deep Impact Socket
2125045	4.5mm Impact Socket	215207	7mm Deep Impact Socket
212505	5mm Impact Socket	215208	8mm Deep Impact Socket
2125055	5.5mm Impact Socket	215209	9mm Deep Impact Socket
212506	6mm Impact Socket	215210	10mm Deep Impact Socket
212507	7mm Impact Socket	215211	11mm Deep Impact Socket
212508	8mm Impact Socket	215212	12mm Deep Impact Socket
212509	9mm Impact Socket	215213	13mm Deep Impact Socket
212510	10mm Impact Socket	215214	14mm Deep Impact Socket
212511	11mm Impact Socket	1/4" Dr. SAE Deep Impact Socket:	
212512	12mm Impact Socket	295206	3/16" Deep Impact Socket
212513	13mm Impact Socket	295207	7/32" Deep Impact Socket
212514	14mm Impact Socket	295208	1/4" Deep Impact Socket
1/4" Dr. SAE Impact Socket:			
292504	1/8" Impact Socket	295209	9/32" Deep Impact Socket
292506	3/16" Impact Socket	295210	5/16" Deep Impact Socket
292507	7/32" Impact Socket	295211	11/32" Deep Impact Socket
292508	1/4" Impact Socket	295212	3/8" Deep Impact Socket
292509	9/32" Impact Socket	295214	7/16" Deep Impact Socket
292510	5/16" Impact Socket	295216	1/2" Deep Impact Socket
292511	11/32" Impact Socket	295218	9/16" Deep Impact Socket
292512	3/8" Impact Socket	Accessory:	
292514	7/16" Impact Socket	210002	Extension Bar 50mmL
292516	1/2" Impact Socket	210003	Extension Bar 75mmL
292518	9/16" Impact Socket	210004	Extension Bar 100mmL
1/4" Dr. Metric Deep Impact Socket:			
215204	4mm Deep Impact Socket	210006	Extension Bar 150mmL
2152045	4.5mm Deep Impact Socket	263508	Impact Bit Holder
215205	5mm Deep Impact Socket	290030	Impact Adapter 1/4"F x 3/8"M
		700106	Impact Universal Joint
			Blow Case



TF-255MS

1760 g 12 Sets / 22 Kgs / 1.16 CUFT CODE : 012000



Impact Socket Sets



TD-210S



TD-211M



TF-211S



TF-214M



IE-2349

IE-2349 9 Piece Impact Extension Bar Set

Item No.	Description
1/4" Dr. Impact Extension Bar:	
210002	2" Impact Extension Bar
210004	4" Impact Extension Bar
210006	6" Impact Extension Bar
3/8" Dr. Impact Extension Bar:	
380005	1-3/4" Impact Extension Bar
380029	3" Impact Extension Bar
380036	6" Impact Extension Bar
1/2" Dr. Impact Extension Bar:	
480002	2" Impact Extension Bar
480036	5" Impact Extension Bar
480320	10" Impact Extension Bar

Plastic Tray

1170 g CODE : 002560

10 Sets / 13 Kgs / 0.93 CUFT

TF-211S 11 Piece SAE Impact Socket Set

Item No.	Description
1/4" Dr. Impact Socket:	
292504	1/8" Impact Socket
292506	3/16" Impact Socket
292507	7/32" Impact Socket
292508	1/4" Impact Socket
292509	9/32" Impact Socket
292510	5/16" Impact Socket
292511	11/32" Impact Socket
292512	3/8" Impact Socket
292514	7/16" Impact Socket
292516	1/2" Impact Socket
292518	9/16" Impact Socket
Socket Holder	

260 g CODE : 001990

40 Sets / 12 Kgs / 0.71 CUFT

TD-210S 10 Piece SAE Deep Impact Socket Set

Item No.	Description
1/4" Dr. Deep Impact Socket:	
295206	3/16" Deep Impact Socket
295207	7/32" Deep Impact Socket
295208	1/4" Deep Impact Socket
295209	9/32" Deep Impact Socket
295210	5/16" Deep Impact Socket
295211	11/32" Deep Impact Socket
295212	3/8" Deep Impact Socket
295214	7/16" Deep Impact Socket
295216	1/2" Deep Impact Socket
295218	9/16" Deep Impact Socket

Socket Holder

360 g CODE : 002890

20 Sets / 8 Kgs / 0.71 CUFT

TD-211M 11 Piece Metric Deep Impact Socket Set

Item No.	Description
1/4" Dr. Deep Impact Socket:	
215204	4mm Deep Impact Socket
215205	5mm Deep Impact Socket
2152055	5.5mm Deep Impact Socket
215206	6mm Deep Impact Socket
215207	7mm Deep Impact Socket
215208	8mm Deep Impact Socket
215209	9mm Deep Impact Socket
215210	10mm Deep Impact Socket
215211	11mm Deep Impact Socket
215212	12mm Deep Impact Socket
215213	13mm Deep Impact Socket

Socket Holder

400 g CODE : 003190

20 Sets / 9 Kgs / 0.71 CUFT

TF-214M 14 Piece Metric Impact Socket Set



Item No.	Description
1/4" Dr. Impact Socket:	
212503	3mm Impact Socket
212504	4mm Impact Socket
2125045	4.5mm Impact Socket
212505	5mm Impact Socket
2125055	5.5mm Impact Socket
212506	6mm Impact Socket
212507	7mm Impact Socket
212508	8mm Impact Socket
212509	9mm Impact Socket
212510	10mm Impact Socket
212511	11mm Impact Socket
212512	12mm Impact Socket
212513	13mm Impact Socket
212514	14mm Impact Socket

Socket Holder

310 g CODE : 002530



40 Sets / 13 Kgs / 0.71 CUFT

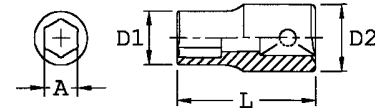
Metric Impact Sockets - 6 Point

ITEM NO.	A mm	D1 mm	D2 mm	Length mm	Weight g	PCS 	G.W. KGS	CUFT 	CODE @
313007	7	12	19	28	40	300	14.5	0.69	000135
313008	8	14	19	28	40	300	14.5	0.69	000135
313009	9	15	19	28	42	300	14.5	0.69	000135
313010	10	16	19	28	45	300	15.0	0.69	000135
313011	11	17	19	30	45	300	15.0	0.69	000135
313012	12	19	19	30	45	300	15.0	0.69	000135
313013	13	20	20	30	48	300	15.5	0.69	000135
313014	14	22	22	30	55	300	17.5	0.69	000135
313015	15	24	24	30	70	300	22.0	0.69	000155
313016	16	24	24	30	70	300	22.0	0.69	000170
313017	17	25	25	32	80	300	25.0	0.69	000190
313018	18	26	26	32	90	300	28.0	0.69	000210
313019	19	28	28	32	95	300	29.5	0.69	000230
313020	20	30	30	32	98	300	30.0	0.69	000265
313021	21	30	30	32	100	300	31.0	0.69	000300
313022	22	32	32	32	105	300	32.5	0.69	000385





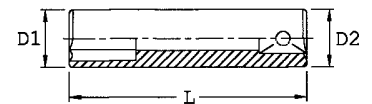
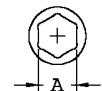
SAE Impact Sockets - 6 Point

ITEM NO.	A Inch	D1 mm	D2 mm	Length mm	Weight g	PCS 	G.W. KGS	CUFT 	CODE @
393010	5/16	14	19	28	40	300	14.0	0.69	000135
393011	11/32	14	19	28	42	300	14.0	0.69	000135
393012	3/8	15	19	28	45	300	14.5	0.69	000135
393014	7/16	17	19	30	45	300	14.5	0.69	000135
393016	1/2	19	19	30	45	300	14.5	0.69	000135
393018	9/16	22	22	30	55	300	17.5	0.69	000135
393019	19/32	24	24	30	70	300	22.0	0.69	000155
393020	5/8	24	24	30	70	300	22.0	0.69	000170
393022	11/16	25	25	32	90	300	28.0	0.69	000190
393024	3/4	28	28	32	95	300	29.5	0.69	000230
393025	25/32	30	30	32	98	300	30.5	0.69	000265
393026	13/16	30	30	32	100	300	31.0	0.69	000300
393028	7/8	32	32	32	105	300	32.5	0.69	000385



Metric Deep Impact Sockets - 6 Point

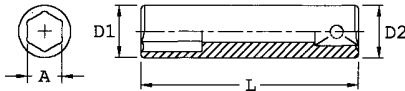
ITEM NO.	A mm	D1 mm	D2 mm	Length mm	Weight g	PCS 	G.W. KGS	CUFT 	CODE @
316307	7	12	19	63	100	200	22.0	0.69	000210
316308	8	14	19	63	100	200	22.0	0.69	000210
316309	9	15	19	63	100	200	22.0	0.69	000210
316310	10	16	19	63	100	200	22.0	0.69	000210
316311	11	17	19	63	100	200	22.0	0.69	000210
316312	12	19	19	63	100	200	22.0	0.69	000210
316313	13	20	20	63	100	200	22.0	0.69	000210
316314	14	22	22	63	120	200	25.0	0.69	000210
316315	15	24	24	63	130	200	27.0	0.69	000250
316316	16	24	24	63	140	200	29.0	0.69	000250
316317	17	25	25	63	170	200	31.0	0.69	000275
316318	18	26	26	63	190	120	24.0	0.35	000275
316319	19	28	28	63	200	120	25.0	0.35	000300
316320	20	30	30	63	210	120	26.0	0.35	000340
316321	21	30	30	63	220	120	27.5	0.37	000360
316322	22	32	32	63	240	120	30.0	0.37	000420





Impact Sockets

SAE Deep Impact Sockets - 6 Point



ITEM NO.	A	D1	D2	Length	Weight	PCS	G.W.	CUFT	CODE
	Inch	mm	mm	mm	g		KGS		@
396310	5/16	14	19	63	100	200	22.0	0.60	000210
396311	11/32	14	19	63	100	200	22.0	0.60	000210
396312	3/8	15	19	63	100	200	22.0	0.60	000210
396314	7/16	17	19	63	100	200	22.0	0.60	000210
396316	1/2	19	19	63	100	200	22.0	0.60	000210
396318	9/16	22	22	63	120	200	25.0	0.60	000210
396319	19/32	24	24	63	130	200	27.0	0.60	000250
396320	5/8	24	24	63	140	200	29.0	0.60	000250
396322	11/16	25	25	63	170	200	31.0	0.60	000275
396324	3/4	28	28	63	200	120	25.0	0.35	000300
396325	25/32	30	30	63	210	120	26.0	0.37	000340
396326	13/16	30	30	63	220	120	27.5	0.37	000360
396328	7/8	32	32	63	240	120	30.0	0.37	000420

Accessories

A Impact Extension Bars

ITEM NO.	Length	Weight	PCS	G.W.	CUFT	CODE
	mm	g		KGS		@
380005	45	45	300	14.5	0.38	000180
380029	75	80	140	12.5	0.44	000195
380036	150	150	120	19.0	0.30	000360
380037	200	195	100	20.5	0.34	000415

A



B Impact Adapters

ITEM NO.	Female Drive	Male Drive	Length	Weight	PCS	G.W.	CUFT	CODE
			mm	g		KGS		@
380040	3/8"	1/2"	35	60	300	19.0	0.69	000195
380020	3/8"	1/4"	30	30	300	10.0	0.69	000215

High quality steel and precise heat treatments provide these adapters with the outstanding qualities required for impact use.

B



C Impact Bit Holders

ITEM NO.	Hex Shank	Length	Weight	PCS	G.W.	CUFT	CODE
		mm	g		KGS		@
380031	1/4"	75	100	140	15.0	0.44	000415
380032	1/4"	28	45	300	14.5	0.69	000280
380033	5/16"	30	50	300	16.0	0.69	000280

It is finished with electro-painting. Uses with air impact wrenches and bits can offer high-torque capabilities.

C



D Impact Universal Joint

ITEM NO.	Outside Diameter	Length	Weight	PCS	G.W.	CUFT	CODE
		mm	g		KGS		@
700107	26mm	65	110	200	23.0	0.60	000755

Allows a smooth, bind free action when used in an offset position providing better access

D



Impact Socket Sets

3/8

TF-313SD 13 Piece SAE Deep Impact Socket Set

Item No.	Description
3/8" Dr. Six-Point Deep Impact Socket:	
396310	5/16" Deep Impact Socket
396311	11/32" Deep Impact Socket
396312	3/8" Deep Impact Socket
396314	7/16" Deep Impact Socket
396316	1/2" Deep Impact Socket
396318	9/16" Deep Impact Socket
396319	19/32" Deep Impact Socket
396320	5/8" Deep Impact Socket
396322	11/16" Deep Impact Socket
396324	3/4" Deep Impact Socket
396325	25/32" Deep Impact Socket
396326	13/16" Deep Impact Socket
396328	7/8" Deep Impact Socket

Socket Holder

2050 g CODE : 002900

12 Sets / 26 Kgs / 0.73 CUFT

TF-313S 13 Piece SAE Impact Socket Set

Item No.	Description
3/8" Dr. Six-Point Impact Socket:	
393010	5/16" Impact Socket
393011	11/32" Impact Socket
393012	3/8" Impact Socket
393014	7/16" Impact Socket
393016	1/2" Impact Socket
393018	9/16" Impact Socket
393019	19/32" Impact Socket
393020	5/8" Impact Socket
393022	11/16" Impact Socket
393024	3/4" Impact Socket
393025	25/32" Impact Socket
393026	13/16" Impact Socket
393028	7/8" Impact Socket

Socket Holder

1000 g CODE : 002000

20 Sets / 21 Kgs / 0.73 CUFT

TF-316M 16 Piece Metric Impact Socket Set

Item No.	Description
3/8" Dr. Six-Point Impact Socket:	
313007	7mm Impact Socket
313008	8mm Impact Socket
313009	9mm Impact Socket
313010	10mm Impact Socket
313011	11mm Impact Socket
313012	12mm Impact Socket
313013	13mm Impact Socket
313014	14mm Impact Socket
313015	15mm Impact Socket
313016	16mm Impact Socket
313017	17mm Impact Socket
313018	18mm Impact Socket
313019	19mm Impact Socket
313020	20mm Impact Socket
313021	21mm Impact Socket
313022	22mm Impact Socket

Socket Holder

1200 g CODE : 002400

20 Sets / 25 Kgs / 0.73 CUFT

TF-316MD 16 Piece Metric Deep Impact Socket Set

Item No.	Description
3/8" Dr. Six-Point Deep Impact Socket:	
316307	7mm Deep Impact Socket
316308	8mm Deep Impact Socket
316309	9mm Deep Impact Socket
316310	10mm Deep Impact Socket
316311	11mm Deep Impact Socket
316312	12mm Deep Impact Socket
316313	13mm Deep Impact Socket
316314	14mm Deep Impact Socket
316315	15mm Deep Impact Socket
316316	16mm Deep Impact Socket
316317	17mm Deep Impact Socket
316318	18mm Deep Impact Socket
316319	19mm Deep Impact Socket
316320	20mm Deep Impact Socket
316321	21mm Deep Impact Socket
316322	22mm Deep Impact Socket

Socket Holder

2450 g CODE : 003500

12 Sets / 30 Kgs / 0.73 CUFT



TF-332M 32 Piece Metric Impact Socket Set

Item No.	Description	Item No.	Description
3/8" Dr. Six-Point Impact Socket:		3/8" Dr. Six-Point Deep Impact Socket:	
313007	7mm Impact Socket	316307	7mm Deep Impact Socket
313008	8mm Impact Socket	316308	8mm Deep Impact Socket
313009	9mm Impact Socket	316309	9mm Deep Impact Socket
313010	10mm Impact Socket	316310	10mm Deep Impact Socket
313011	11mm Impact Socket	316311	11mm Deep Impact Socket
313012	12mm Impact Socket	316312	12mm Deep Impact Socket
313013	13mm Impact Socket	316313	13mm Deep Impact Socket
313014	14mm Impact Socket	316314	14mm Deep Impact Socket
313015	15mm Impact Socket	316315	15mm Deep Impact Socket
313016	16mm Impact Socket	316316	16mm Deep Impact Socket
313017	17mm Impact Socket	316317	17mm Deep Impact Socket
313018	18mm Impact Socket	316318	18mm Deep Impact Socket
313019	19mm Impact Socket	316319	19mm Deep Impact Socket
313020	20mm Impact Socket	316320	20mm Deep Impact Socket
313021	21mm Impact Socket	316321	21mm Deep Impact Socket
313022	22mm Impact Socket	316322	22mm Deep Impact Socket

Plastic Tray

3650 g 5 Sets / 19.5 Kgs / 0.93 CUFT CODE : 005310



TF-332M

3/8

Impact Socket Sets

TF-326S 26 Piece SAE Impact Socket Set

Item No.	Description	Item No.	Description
3/8" Dr. Six-Point Impact Socket:			
393010	5/16" Impact Socket	396310	5/16" Deep Impact Socket
393011	11/32" Impact Socket	396311	11/32" Deep Impact Socket
393012	3/8" Impact Socket	396312	3/8" Deep Impact Socket
393014	7/16" Impact Socket	396314	7/16" Deep Impact Socket
393016	1/2" Impact Socket	396316	1/2" Deep Impact Socket
393018	9/16" Impact Socket	396318	9/16" Deep Impact Socket
393019	19/32" Impact Socket	396319	19/32" Deep Impact Socket
393020	5/8" Impact Socket	396320	5/8" Deep Impact Socket
393022	11/16" Impact Socket	396322	11/16" Deep Impact Socket
393024	3/4" Impact Socket	396324	3/4" Deep Impact Socket
393025	25/32" Impact Socket	396325	25/32" Deep Impact Socket
393026	13/16" Impact Socket	396326	13/16" Deep Impact Socket
393028	7/8" Impact Socket	396328	7/8" Deep Impact Socket
Plastic Tray			

3050 g 5 Sets / 16.5 Kgs / 0.93 CUFT CODE : 004410

TF-326S



TF-001 (TF-002)



TF-003 (TF-004)



IE-2349



IE-2349 9 Piece Impact Extension Bar Set

Item No.	Description
1/4" Dr. Impact Extension Bar:	
210002	2" Impact Extension Bar
210004	4" Impact Extension Bar
210006	6" Impact Extension Bar
3/8" Dr. Impact Extension Bar:	
380005	1-3/4" Impact Extension Bar
380029	3" Impact Extension Bar
380036	6" Impact Extension Bar
1/2" Dr. Impact Extension Bar:	
480002	2" Impact Extension Bar
480036	5" Impact Extension Bar
480320	10" Impact Extension Bar
Plastic Tray	

1170 g 10 Sets / 13 Kgs / 0.93 CUFT

TF-001 8 Piece SAE Impact Socket Set

Item No.	Description
3/8" Dr. Six-Point Impact Socket:	
393010	5/16" Impact Socket
393012	3/8" Impact Socket
393014	7/16" Impact Socket
393016	1/2" Impact Socket
393018	9/16" Impact Socket
393020	5/8" Impact Socket
393022	11/16" Impact Socket
393024	3/4" Impact Socket
Metal Tray	

525 g CODE : 001265
40 Sets / 22 Kgs / 0.5 CUFT

TF-002 8 Piece Metric Impact Socket Set

Item No.	Description
3/8" Dr. Six-Point Impact Socket:	
313010	10mm Impact Socket
313011	11mm Impact Socket
313012	12mm Impact Socket
313013	13mm Impact Socket
313014	14mm Impact Socket
313016	16mm Impact Socket
313017	17mm Impact Socket
313019	19mm Impact Socket
Metal Tray	

525 g CODE : 001265
40 Sets / 22 Kgs / 0.5 CUFT

TF-003 8 Piece SAE Deep Impact Socket Set

Item No.	Description
3/8" Dr. Six-Point Deep Impact Socket:	
396310	5/16" Deep Impact Socket
396312	3/8" Deep Impact Socket
396314	7/16" Deep Impact Socket
396316	1/2" Deep Impact Socket
396318	9/16" Deep Impact Socket
396320	5/8" Deep Impact Socket
396322	11/16" Deep Impact Socket
396324	3/4" Deep Impact Socket
Metal Box	



1200 g CODE : 001875
20 Sets / 25 Kgs / 0.49 CUFT

TF-004 8 Piece Metric Deep Impact Socket Set

Item No.	Description
3/8" Dr. Six-Point Deep Impact Socket:	
316308	8mm Deep Impact Socket
316310	10mm Deep Impact Socket
316311	11mm Deep Impact Socket
316313	13mm Deep Impact Socket
316314	14mm Deep Impact Socket
316316	16mm Deep Impact Socket
316317	17mm Deep Impact Socket
316319	19mm Deep Impact Socket
Metal Box	



1200 g CODE : 001875
20 Sets / 25 Kgs / 0.49 CUFT

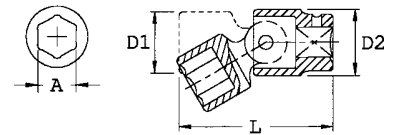
Metric Swivel Impact Sockets - 6 Point

ITEM NO.	A mm	D1 mm	D2 mm	Length mm	Weight g	PCS 	G.W. KGS	CUFT 	CODE @
380008M	8	14	26	53	90	200	20.0	0.60	000735
380009M	9	15	26	53	90	200	20.0	0.60	000735
380010M	10	16	26	53	90	200	20.0	0.60	000735
380011M	11	18	26	53	90	200	20.0	0.60	000735
380012M	12	19	26	53	90	200	20.0	0.60	000735
380013M	13	20	26	53	90	200	20.0	0.60	000735
380014M	14	22	26	53	100	200	21.0	0.60	000735
380015M	15	22	26	53	100	200	21.0	0.60	000735
380016M	16	24	26	53	100	200	21.0	0.60	000735
380017M	17	25	26	53	110	200	23.0	0.60	000765
380018M	18	26	26	53	110	200	23.0	0.60	000790
380019M	19	28	26	53	110	200	23.0	0.60	000825





SAE Swivel Impact Sockets - 6 Point

ITEM NO.	A Inch	D1 mm	D2 mm	Length mm	Weight g	PCS 	G.W. KGS	CUFT 	CODE @
380021	5/16	14	26	53	90	200	19.0	0.60	000735
380022	3/8	15	26	53	90	200	19.0	0.60	000735
380023	7/16	18	26	53	90	200	19.0	0.60	000735
380024	1/2	19	26	53	90	200	19.0	0.60	000735
380025	9/16	22	26	53	100	200	21.0	0.60	000735
380026	5/8	24	26	53	100	200	21.0	0.60	000735
380027	11/16	25	26	53	110	200	23.0	0.60	000765
380028	3/4	28	26	53	110	120	15.5	0.37	000825





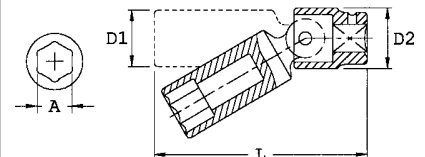
Metric Deep Swivel Impact Sockets - 6 Point

ITEM NO.	A mm	D1 mm	D2 mm	Length mm	Weight g	PCS 	G.W. KGS	CUFT 	CODE @
380008MD	8	14	26	95	210	100	22.0	0.34	001155
380009MD	9	15	26	95	210	100	22.0	0.34	001155
380010MD	10	16	26	95	210	100	22.0	0.34	001155
380011MD	11	18	26	95	210	100	22.0	0.34	001155
380012MD	12	19	26	95	210	100	22.0	0.34	001155
380013MD	13	20	26	95	210	100	22.0	0.34	001155
380014MD	14	22	26	95	210	100	22.0	0.34	001155
380015MD	15	22	26	95	210	100	22.0	0.34	001155
380016MD	16	24	26	95	210	100	22.0	0.34	001155
380017MD	17	26	26	95	220	50	12.0	0.31	001210
380018MD	18	27	26	95	230	50	13.0	0.31	001260
380019MD	19	28	26	95	250	50	14.0	0.31	001260



SAE Deep Swivel Impact Sockets - 6 Point

ITEM NO.	A Inch	D1 mm	D2 mm	Length mm	Weight g	PCS 	G.W. KGS	CUFT 	CODE @
380021D	5/16	14	26	95	210	100	22.0	0.34	001155
380022D	3/8	15	26	95	210	100	22.0	0.34	001155
380023D	7/16	18	26	95	210	100	22.0	0.34	001155
380024D	1/2	19	26	95	210	100	22.0	0.34	001155
380025D	9/16	22	26	95	210	100	22.0	0.34	001155
380026D	5/8	24	26	95	210	100	22.0	0.34	001155
380027D	11/16	26	26	95	220	50	12.0	0.31	001210
380028D	3/4	28	26	95	250	50	14.0	0.31	001260



3/8

Swivel Impact Socket Sets

TG-312M 12 Piece Metric Swivel Impact Socket Set

Item No.	Description
3/8" Dr. Six-Point Swivel Impact Socket:	
380008M	8mm Swivel Impact Socket
380009M	9mm Swivel Impact Socket
380010M	10mm Swivel Impact Socket
380011M	11mm Swivel Impact Socket
380012M	12mm Swivel Impact Socket
380013M	13mm Swivel Impact Socket
380014M	14mm Swivel Impact Socket
380015M	15mm Swivel Impact Socket
380016M	16mm Swivel Impact Socket
380017M	17mm Swivel Impact Socket
380018M	18mm Swivel Impact Socket
380019M	19mm Swivel Impact Socket
Socket Holder	

1270 g CODE : 008550
 12 Sets / 16.5 Kgs / 0.73 CUFT

TG-312MD 12 Piece Metric Deep Swivel Impact Socket Set

Item No.	Description
3/8" Dr. Six-Point Deep Swivel Impact Socket:	
380008MD	8mm Deep Swivel Impact Socket
380009MD	9mm Deep Swivel Impact Socket
380010MD	10mm Deep Swivel Impact Socket
380011MD	11mm Deep Swivel Impact Socket
380012MD	12mm Deep Swivel Impact Socket
380013MD	13mm Deep Swivel Impact Socket
380014MD	14mm Deep Swivel Impact Socket
380015MD	15mm Deep Swivel Impact Socket
380016MD	16mm Deep Swivel Impact Socket
380017MD	17mm Deep Swivel Impact Socket
380018MD	18mm Deep Swivel Impact Socket
380019MD	19mm Deep Swivel Impact Socket
Socket Holder	

2690 g CODE : 013420
 8 Sets / 23 Kgs / 0.69 CUFT



TG-308S 8 Piece SAE Swivel Impact Socket Set

Item No.	Description
3/8" Dr. Six-Point Swivel Impact Socket:	
380021	5/16" Swivel Impact Socket
380022	3/8" Swivel Impact Socket
380023	7/16" Swivel Impact Socket
380024	1/2" Swivel Impact Socket
380025	9/16" Swivel Impact Socket
380026	5/8" Swivel Impact Socket
380027	11/16" Swivel Impact Socket
380028	3/4" Swivel Impact Socket
Socket Holder	

780 g CODE : 005700
 12 Sets / 10.5 Kgs / 0.73 CUFT

TG-308SD 8 Piece SAE Deep Swivel Impact Socket Set

Item No.	Description
3/8" Dr. Six-Point Deep Swivel Impact Socket:	
380021D	5/16" Deep Swivel Impact Socket
380022D	3/8" Deep Swivel Impact Socket
380023D	7/16" Deep Swivel Impact Socket
380024D	1/2" Deep Swivel Impact Socket
380025D	9/16" Deep Swivel Impact Socket
380026D	5/8" Deep Swivel Impact Socket
380027D	11/16" Deep Swivel Impact Socket
380028D	3/4" Deep Swivel Impact Socket
Socket Holder	

1830 g CODE : 008930
 12 Sets / 23 Kgs / 0.69 CUFT





Swivel Impact Socket Sets

3/8

TG-213M1 7 Piece Metric Swivel Impact Socket Set


Item No.	Description
3/8" Dr. Six-Point Swivel Impact Socket:	
380010M	10mm Swivel Impact Socket
380011M	11mm Swivel Impact Socket
380012M	12mm Swivel Impact Socket
380013M	13mm Swivel Impact Socket
380014M	14mm Swivel Impact Socket
380016M	16mm Swivel Impact Socket
380017M	17mm Swivel Impact Socket


 970 g CODE : 004920

 20 Sets / 21 Kgs / 0.71 CUFT

TG-213 7 Piece SAE Swivel Impact Socket Set

Item No.	Description
3/8" Dr. Six-Point Swivel Impact Socket:	
380022	3/8" Swivel Impact Socket
380023	7/16" Swivel Impact Socket
380024	1/2" Swivel Impact Socket
380025	9/16" Swivel Impact Socket
380026	5/8" Swivel Impact Socket
380027	11/16" Swivel Impact Socket
380028	3/4" Swivel Impact Socket


 970 g CODE : 005010

 20 Sets / 21 Kgs / 0.71 CUFT

TG-213M1D 7 Piece Metric Deep Swivel Impact Socket Set

Item No.	Description
3/8" Dr. Six-Point Deep Swivel Impact Socket:	
380010MD	10mm Deep Swivel Impact Socket
380011MD	11mm Deep Swivel Impact Socket
380012MD	12mm Deep Swivel Impact Socket
380013MD	13mm Deep Swivel Impact Socket
380014MD	14mm Deep Swivel Impact Socket
380016MD	16mm Deep Swivel Impact Socket
380017MD	17mm Deep Swivel Impact Socket

 2100 g CODE : 007740


 10 Sets / 22 Kgs / 0.48 CUFT




TG-213M1
(TG-213)

TG-213-D 7 Piece SAE Deep Swivel Impact Socket Set

Item No.	Description
3/8" Dr. Six-Point Deep Swivel Impact Socket:	
380022D	3/8" Deep Swivel Impact Socket
380023D	7/16" Deep Swivel Impact Socket
380024D	1/2" Deep Swivel Impact Socket
380025D	9/16" Deep Swivel Impact Socket
380026D	5/8" Deep Swivel Impact Socket
380027D	11/16" Deep Swivel Impact Socket
380028D	3/4" Deep Swivel Impact Socket

 2100 g CODE : 007840

 10 Sets / 22 Kgs / 0.48 CUFT



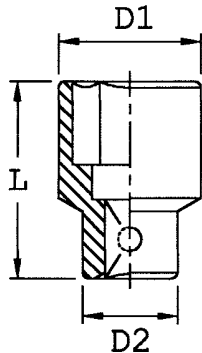
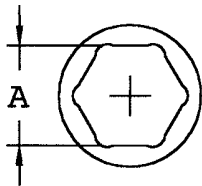
TG-213M1D
(TG-213-D)

1/2

Impact Sockets

Metric Impact Sockets - 6 Point

ITEM NO.	A mm	D1 mm	D2 mm	Length mm	Weight g	PCS 	G.W. KGS	CUFT 	CODE @
413808	8	15	24	38	80	200	17.0	0.59	000210
413809	9	16	24	38	80	200	17.0	0.59	000210
413810	10	17	24	38	80	200	17.0	0.59	000210
413811	11	18	24	38	80	200	17.0	0.59	000210
413812	12	20	24	38	80	200	17.0	0.59	000210
413813	13	21	24	38	80	200	17.0	0.59	000210
413814	14	22	24	38	80	200	17.0	0.59	000210
413815	15	24	24	38	80	200	17.0	0.59	000210
413816	16	24	24	38	90	200	19.0	0.59	000210
413817	17	26	26	38	100	200	21.0	0.59	000210
413818	18	27	27	38	110	200	23.0	0.59	000240
413819	19	28	28	40	130	200	27.0	0.59	000240
413820	20	29	29	40	135	150	21.5	0.67	000265
413821	21	30	30	40	140	150	22.0	0.67	000265
413822	22	32	32	42	150	100	24.0	0.67	000300
413823	23	33	33	42	170	100	18.0	0.62	000330
413824	24	34	34	44	180	100	19.0	0.62	000360
413825	25	36	36	44	190	100	20.0	0.62	000400
413826	26	37	37	44	190	100	20.0	0.62	000445
413827	27	38	35	46	200	100	21.0	0.62	000445
413828	28	40	35	46	210	100	22.0	0.62	000565
413829	29	41	35	46	220	100	23.0	0.62	000565
413830	30	42	35	46	240	100	25.0	0.62	000565
413831	31	44	35	46	250	100	26.0	0.62	000620
413832	32	45	35	46	260	100	27.0	0.62	000620



SAE Impact Sockets - 6 Point

ITEM NO.	A Inch	D1 mm	D2 mm	Length mm	Weight g	PCS 	G.W. KGS	CUFT 	CODE @
493810	5/16	15	24	38	80	200	17.0	0.59	000210
493812	3/8	16	24	38	80	200	17.0	0.59	000210
493814	7/16	18	24	38	80	200	17.0	0.59	000210
493816	1/2	21	24	38	80	200	17.0	0.59	000210
493818	9/16	22	24	38	80	200	17.0	0.59	000210
493819	19/32	24	24	38	80	200	17.0	0.59	000210
493820	5/8	24	24	38	90	200	19.0	0.59	000210
493822	11/16	26	26	38	100	200	21.0	0.59	000210
493824	3/4	28	28	40	130	200	27.0	0.59	000240
493825	25/32	29	29	40	135	150	21.5	0.67	000265
493826	13/16	30	30	40	140	150	22.0	0.67	000265
493828	7/8	32	32	42	150	150	24.0	0.67	000300
493830	15/16	34	34	44	180	100	19.0	0.62	000360
493832	1	36	36	44	190	100	20.0	0.62	000400
493834	1-1/16	38	35	46	200	100	21.0	0.62	000445
493836	1-1/8	41	35	46	220	100	23.0	0.62	000565
493838	1-3/16	42	35	46	240	100	25.0	0.62	000565
493840	1-1/4	45	35	46	260	100	27.0	0.62	000620



Accessories



A Impact Bit Holder

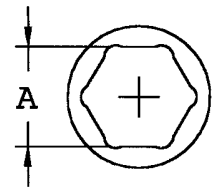
ITEM NO.	Hex Shank	Length mm	Weight g	PCS 	G.W. KGS	CUFT 	CODE @
480038	1/4"	75	145	140	21.5	0.44	000445

B Impact Extension Bars



ITEM NO.	Length mm	Weight g	PCS 	G.W. KGS	CUFT 	CODE @
480002	50	90	200	19.0	0.60	000235
480032	75	140	140	21.0	0.44	000265
480036	125	220	60	14.5	0.30	000360
480320	250	440	50	23.0	0.62	000680

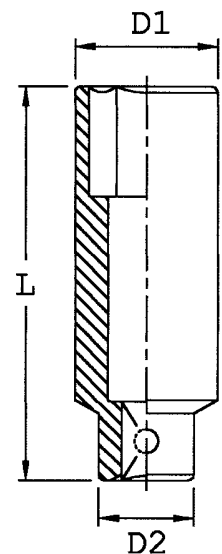
Metric Deep Impact Sockets - 6 Point

ITEM NO.	A mm	D1 mm	D2 mm	Length mm	Weight g	PCS 	G.W. KGS	CUFT 	CODE @
417808	8	15	23	78	120	140	18.0	0.44	000335
417809	9	16	23	78	120	140	18.0	0.44	000335
417810	10	17	23	78	120	140	18.0	0.44	000335
417811	11	18	23	78	120	140	18.0	0.44	000335
417812	12	20	23	78	120	140	18.0	0.44	000335
417813	13	21	23	78	120	140	18.0	0.44	000335
417814	14	22	23	78	130	140	19.0	0.44	000335
417815	15	24	24	78	130	140	19.0	0.44	000360
417816	16	24	24	78	140	140	21.0	0.44	000385
417817	17	26	26	78	150	120	19.0	0.52	000405
417818	18	27	27	78	170	120	21.0	0.52	000420
417819	19	28	28	78	180	120	23.0	0.52	000450
417820	20	29	29	78	190	120	24.0	0.52	000495
417821	21	30	30	78	200	60	13.0	0.45	000495
417822	22	32	32	78	220	60	14.5	0.45	000520
417823	23	33	33	78	235	60	15.0	0.45	000545
417824	24	34	34	78	260	60	17.0	0.45	000570
417825	25	36	36	78	275	60	17.5	0.45	000685
417826	26	37	35	78	300	60	19.0	0.45	000765
417827	27	38	35	78	340	60	22.0	0.45	000765
417828	28	40	35	78	360	60	19.0	0.62	000825
417829	29	41	35	78	390	60	20.5	0.62	000825
417830	30	42	35	78	430	60	22.5	0.62	000825
417831	31	44	35	78	460	60	24.0	0.62	000885
417832	32	45	35	78	500	60	26.0	0.62	000885





SAE Deep Impact Sockets - 6 Point

ITEM NO.	A Inch	D1 mm	D2 mm	Length mm	Weight g	PCS 	G.W. KGS	CUFT 	CODE @
497810	5/16	15	23	78	120	140	18.0	0.44	000335
497812	3/8	16	23	78	120	140	18.0	0.44	000335
497814	7/16	18	23	78	120	140	18.0	0.44	000335
497816	1/2	21	23	78	120	140	18.0	0.44	000335
497818	9/16	22	23	78	130	140	19.0	0.44	000335
497819	19/32	24	24	78	130	140	19.0	0.44	000360
497820	5/8	24	24	78	140	120	21.0	0.44	000385
497822	11/16	26	26	78	150	120	19.0	0.52	000405
497824	3/4	28	28	78	180	120	23.0	0.52	000450
497825	25/32	29	29	78	190	120	24.0	0.52	000495
497826	13/16	30	30	78	200	60	25.0	0.52	000495
497828	7/8	32	32	78	220	60	14.5	0.45	000520
497830	15/16	34	34	78	260	60	17.0	0.45	000570
497832	1	36	36	78	300	60	19.0	0.45	000600
497834	1-1/16	38	35	78	340	60	21.5	0.45	000765
497836	1-1/8	41	35	78	390	60	20.5	0.62	000825
497838	1-3/16	42	35	78	430	60	22.5	0.62	000825
497840	1-1/4	45	35	78	500	60	26.0	0.62	000885





C Impact Adapters

ITEM NO.	Female Drive	Male Drive	Length mm	Weight g	PCS 	G.W. KGS	CUFT 	CODE @
480033	1/2j"	3/8j"	38	70	200	15.0	0.59	000215
480066	1/2j"	3/4j"	41	110	200	23.0	0.59	000475



D Impact Universal Joint

ITEM NO.	Outside Diameter	Length mm	Weight g	PCS 	G.W. KGS	CUFT 	CODE @
700108	28 mm	70	150	120	19.0	0.52	000915





Impact Socket Sets

TF-407M1 7 Piece Metric Impact Socket Set

Item No.	Description
1/2" Dr. Six-Point Impact Socket:	
413809	9mm Impact Socket
413810	10mm Impact Socket
413811	11mm Impact Socket
413813	13mm Impact Socket
413814	14mm Impact Socket
413817	17mm Impact Socket
413819	19mm Impact Socket

Metal Tray

700 g CODE : 001490

36 Sets / 26.5 Kgs / 0.52 CUFT

TF-407 7 Piece SAE Impact Socket Set

Item No.	Description
1/2" Dr. Six-Point Impact Socket:	
493812	3/8" Impact Socket
493814	7/16" Impact Socket
493816	1/2" Impact Socket
493818	9/16" Impact Socket
493820	5/8" Impact Socket
493822	11/16" Impact Socket
493824	3/4" Impact Socket

Metal Tray

700 g CODE : 001490

36 Sets / 26.5 Kgs / 0.52 CUFT

TF-006 10 Piece Metric Impact Socket Set

Item No.	Description
1/2" Dr. Six-Point Impact Socket:	
413811	11mm Impact Socket
413812	12mm Impact Socket
413813	13mm Impact Socket
413814	14mm Impact Socket
413816	16mm Impact Socket
413817	17mm Impact Socket
413819	19mm Impact Socket
413821	21mm Impact Socket
413822	22mm Impact Socket
413824	24mm Impact Socket

Metal Tray

1300 g CODE : 002210

20 Sets / 28.5 Kgs / 0.53 CUFT

TF-005 10 Piece SAE Impact Socket Set

Item No.	Description
1/2" Dr. Six-Point Impact Socket:	
493814	7/16" Impact Socket
493816	1/2" Impact Socket
493818	9/16" Impact Socket
493820	5/8" Impact Socket
493822	11/16" Impact Socket
493824	3/4" Impact Socket
493826	13/16" Impact Socket
493828	7/8" Impact Socket
493830	15/16" Impact Socket
493832	1" Impact Socket

Metal Tray

1300 g CODE : 002210

20 Sets / 28.5 Kgs / 0.53 CUFT

TF-007 10 Piece SAE Deep Impact Socket Set

Item No.	Description
1/2" Dr. Six-Point Deep Impact Socket:	
497814	7/16" Deep Impact Socket
497816	1/2" Deep Impact Socket
497818	9/16" Deep Impact Socket
497820	5/8" Deep Impact Socket
497822	11/16" Deep Impact Socket
497824	3/4" Deep Impact Socket
497826	13/16" Deep Impact Socket
497828	7/8" Deep Impact Socket
497830	15/16" Deep Impact Socket
497832	1" Deep Impact Socket

Metal Box

2800 g CODE : 003600

10 Sets / 29 Kgs / 0.52 CUFT

TF-008 10 Piece Metric Deep Impact Socket Set

Item No.	Description
1/2" Dr. Six-Point Deep Impact Socket:	
417811	11mm Deep Impact Socket
417812	12mm Deep Impact Socket
417813	13mm Deep Impact Socket
417814	14mm Deep Impact Socket
417816	16mm Deep Impact Socket
417817	17mm Deep Impact Socket
417819	19mm Deep Impact Socket
417821	21mm Deep Impact Socket
417822	22mm Deep Impact Socket
417824	24mm Deep Impact Socket

Metal Box

2800 g CODE : 003600

10 Sets / 29 Kgs / 0.52 CUFT



TF-407 (TF-407M1)

TF-005 (TF-006)

TF-007 (TF-008)

TF-016 15 Piece Metric Impact Socket Set

Item No.	Description
1/2" Dr. Six-Point Impact Socket:	
413810	10mm Impact Socket
413811	11mm Impact Socket
413812	12mm Impact Socket
413813	13mm Impact Socket
413814	14mm Impact Socket
413815	15mm Impact Socket
413816	16mm Impact Socket
413817	17mm Impact Socket
413818	18mm Impact Socket
413819	19mm Impact Socket
413821	21mm Impact Socket
413822	22mm Impact Socket
413824	24mm Impact Socket
413827	27mm Impact Socket
413830	30mm Impact Socket

Metal Tray

2300 g CODE : 004100
10 Sets / 24 Kgs / 0.45 CUFT

TF-015 14 Piece SAE Impact Socket Set

Item No.	Description
1/2" Dr. Six-Point Impact Socket:	
493812	3/8" Impact Socket
493814	7/16" Impact Socket
493816	1/2" Impact Socket
493818	9/16" Impact Socket
493820	5/8" Impact Socket
493822	11/16" Impact Socket
493824	3/4" Impact Socket
493826	13/16" Impact Socket
493828	7/8" Impact Socket
493830	15/16" Impact Socket
493832	1" Impact Socket
493834	1-1/16" Impact Socket
493836	1-1/8" Impact Socket
493840	1-1/4" Impact Socket

Metal Tray

2300 g CODE : 004060
10 Sets / 24 Kgs / 0.45 CUFT

TF-019MS 18 Piece Metric & SAE Impact Socket Set

Item No.	Description
1/2" Dr. Six-Point Impact Socket:	
413811	11mm Impact Socket
413812	12mm Impact Socket
413813	13mm Impact Socket
413814	14mm Impact Socket
413816	16mm Impact Socket
413817	17mm Impact Socket
413819	19mm Impact Socket
413821	21mm Impact Socket
493814	7/16" Impact Socket
493816	1/2" Impact Socket
493818	9/16" Impact Socket
493820	5/8" Impact Socket
493822	11/16" Impact Socket
493824	3/4" Impact Socket
493826	13/16" Impact Socket
493828	7/8" Impact Socket
493830	15/16" Impact Socket
493832	1" Impact Socket

Metal Box

2300 g CODE : 004100
8 Sets / 20 Kgs / 0.49 CUFT

TF-031 13 Piece SAE Deep Impact Socket Set

Item No.	Description
1/2" Dr. Six-Point Deep Impact Socket:	
497814	7/16" Deep Impact Socket
497816	1/2" Deep Impact Socket
497818	9/16" Deep Impact Socket
497820	5/8" Deep Impact Socket
497822	11/16" Deep Impact Socket
497824	3/4" Deep Impact Socket
497826	13/16" Deep Impact Socket
497828	7/8" Deep Impact Socket
497830	15/16" Deep Impact Socket
497832	1" Deep Impact Socket
497834	1-1/16" Deep Impact Socket
497836	1-1/8" Deep Impact Socket
497840	1-1/4" Deep Impact Socket

Metal Box

4500 g CODE : 006480
4 Sets / 19 Kgs / 0.43 CUFT

FD-414M1 13 Piece Metric Deep Impact Socket Set

Item No.	Description
1/2" Dr. Six-Point Deep Impact Socket:	
417810	10mm Deep Impact Socket
417811	11mm Deep Impact Socket
417812	12mm Deep Impact Socket
417813	13mm Deep Impact Socket
417814	14mm Deep Impact Socket
417816	16mm Deep Impact Socket
417817	17mm Deep Impact Socket
417819	19mm Deep Impact Socket
417821	21mm Deep Impact Socket
417822	22mm Deep Impact Socket
417824	24mm Deep Impact Socket
417827	27mm Deep Impact Socket
417830	30mm Deep Impact Socket

Metal Box

4500 g CODE : 006090
4 Sets / 19 Kgs / 0.43 CUFT

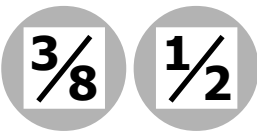


TF-016

TF-015

TF-019MS

FD-414M1 (TF-031)



Impact Socket Sets



TF-4338-1

TF-4338-1 37 Piece Metric & SAE Impact Socket Set

Item No.	Description	Item No.	Description
3/8" Dr. Metric Impact Socket:			
313008	8mm Impact Socket	393016	1/2" Impact Socket
313010	10mm Impact Socket	393018	9/16" Impact Socket
313011	11mm Impact Socket	393020	5/8" Impact Socket
313012	12mm Impact Socket	393022	11/16" Impact Socket
313013	13mm Impact Socket	393024	3/4" Impact Socket
313014	14mm Impact Socket	1/2" Dr. SAE Impact Socket:	
313017	17mm Impact Socket	493814	7/16" Impact Socket
1/2" Dr. Metric Impact Socket:			
413809	9mm Impact Socket	493816	1/2" Impact Socket
413810	10mm Impact Socket	493818	9/16" Impact Socket
413812	12mm Impact Socket	493820	5/8" Impact Socket
413813	13mm Impact Socket	493822	11/16" Impact Socket
413814	14mm Impact Socket	493824	3/4" Impact Socket
413815	15mm Impact Socket	493826	13/16" Impact Socket
413817	17mm Impact Socket	493828	7/8" Impact Socket
413821	21mm Impact Socket	493830	15/16" Impact Socket
413822	22mm Impact Socket	493832	1" Impact Socket
3/8" Dr. SAE Impact Socket:			
393010	5/16" Impact Socket	Accessory:	
393012	3/8" Impact Socket	380029	3/8" Dr. 75mm Extension Bar
393014	7/16" Impact Socket	380040	3/8" Dr. Adapter 3/8"F x 1/2"M
		480032	1/2" Dr. 75mm Extension Bar
			Blow Case

3800 g 4 Sets / 17 Kgs / 1.07 CUFT CODE : 008000

TF-4338 37 Piece Metric & SAE Impact Socket Set

Item No.	Description	Item No.	Description
3/8" Dr. Metric Deep Impact Socket:			
316308	8mm Deep Impact Socket	396312	3/8" Deep Impact Socket
316310	10mm Deep Impact Socket	396314	7/16" Deep Impact Socket
316311	11mm Deep Impact Socket	396316	1/2" Deep Impact Socket
316312	12mm Deep Impact Socket	396318	9/16" Deep Impact Socket
316313	13mm Deep Impact Socket	396320	5/8" Deep Impact Socket
316314	14mm Deep Impact Socket	396322	11/16" Deep Impact Socket
316317	17mm Deep Impact Socket	396324	3/4" Deep Impact Socket
316319	19mm Deep Impact Socket	1/2" Dr. SAE Impact Socket:	
1/2" Dr. Metric Impact Socket:			
413810	10mm Impact Socket	493814	7/16" Impact Socket
413811	11mm Impact Socket	493816	1/2" Impact Socket
413812	12mm Impact Socket	493818	9/16" Impact Socket
413813	13mm Impact Socket	493820	5/8" Impact Socket
413814	14mm Impact Socket	493822	11/16" Impact Socket
413817	17mm Impact Socket	493824	3/4" Impact Socket
413819	19mm Impact Socket	493826	13/16" Impact Socket
413821	21mm Impact Socket	493828	7/8" Impact Socket
413822	22mm Impact Socket	493830	15/16" Impact Socket
413824	24mm Impact Socket	493832	1" Impact Socket
3/8" Dr. SAE Deep Impact Socket:			
396310	5/16" Deep Impact Socket	Accessory:	
		480033	1/2" Dr. Adapter 1/2"F x 3/8"M
			Metal Box



TF-4338

6100 g 4 Sets / 26 Kgs / 0.88 CUFT CODE : 009850



TD-416M

TD-416M 16 Piece Metric Deep Impact Socket Set

Item No.	Description	Item No.	Description
1/2" Dr. Six-Point Deep Impact Socket:			
417810	10mm Deep Impact Socket	417818	18mm Deep Impact Socket
417811	11mm Deep Impact Socket	417819	19mm Deep Impact Socket
417812	12mm Deep Impact Socket	417820	20mm Deep Impact Socket
417813	13mm Deep Impact Socket	417821	21mm Deep Impact Socket
417814	14mm Deep Impact Socket	417822	22mm Deep Impact Socket
417815	15mm Deep Impact Socket	417824	24mm Deep Impact Socket
417816	16mm Deep Impact Socket	417827	27mm Deep Impact Socket
417817	17mm Deep Impact Socket	417830	30mm Deep Impact Socket
			Blow Case

4500 g 6 Sets / 28 Kgs / 1.21 CUFT CODE : 007365

Impact Socket Sets

1/2

3/8

TF-425M 25 Piece Metric Impact Socket Set

Item No.	Description
1/2" Dr. Six-Point Impact Socket:	
413808	8mm Impact Socket
413809	9mm Impact Socket
413810	10mm Impact Socket
413811	11mm Impact Socket
413812	12mm Impact Socket
413813	13mm Impact Socket
413814	14mm Impact Socket
413815	15mm Impact Socket
413816	16mm Impact Socket
413817	17mm Impact Socket
413818	18mm Impact Socket
413819	19mm Impact Socket
413820	20mm Impact Socket
413821	21mm Impact Socket
413822	22mm Impact Socket
413823	23mm Impact Socket
413824	24mm Impact Socket
413825	25mm Impact Socket
413826	26mm Impact Socket
413827	27mm Impact Socket
413828	28mm Impact Socket
413829	29mm Impact Socket
413830	30mm Impact Socket
413831	31mm Impact Socket
413832	32mm Impact Socket

Plastic Tray

3700 g CODE : 006660
5 Sets / 19.5 Kgs / 0.93 CUFT

TF-425MD 25 Piece Metric Deep Impact Socket Set

Item No.	Description
1/2" Dr. Six-Point Deep Impact Socket:	
417808	8mm Deep Impact Socket
417809	9mm Deep Impact Socket
417810	10mm Deep Impact Socket
417811	11mm Deep Impact Socket
417812	12mm Deep Impact Socket
417813	13mm Deep Impact Socket
417814	14mm Deep Impact Socket
417815	15mm Deep Impact Socket
417816	16mm Deep Impact Socket
417817	17mm Deep Impact Socket
417818	18mm Deep Impact Socket
417819	19mm Deep Impact Socket
417820	20mm Deep Impact Socket
417821	21mm Deep Impact Socket
417822	22mm Deep Impact Socket
417823	23mm Deep Impact Socket
417824	24mm Deep Impact Socket
417825	25mm Deep Impact Socket
417826	26mm Deep Impact Socket
417827	27mm Deep Impact Socket
417828	28mm Deep Impact Socket
417829	29mm Deep Impact Socket
417830	30mm Deep Impact Socket
417831	31mm Deep Impact Socket
417832	32mm Deep Impact Socket

Plastic Tray

6200 g CODE : 010800
3 Sets / 20 Kgs / 0.70 CUFT

TD-3415M 15 Piece Metric Deep Impact Socket Set

Item No.	Description
3/8" Dr. Six-Point Deep Impact Socket:	
316308	8mm Deep Impact Socket
316310	10mm Deep Impact Socket
316311	11mm Deep Impact Socket
316312	12mm Deep Impact Socket
316313	13mm Deep Impact Socket
316314	14mm Deep Impact Socket
1/2" Dr. Six-Point Deep Impact Socket:	
417816	16mm Deep Impact Socket
417817	17mm Deep Impact Socket
417819	19mm Deep Impact Socket
417821	21mm Deep Impact Socket
417822	22mm Deep Impact Socket
417824	24mm Deep Impact Socket

Accessory:

380040	3/8" Dr. Adapter 3/8" F x 1/2" M
480033	1/2" Dr. Adapter 1/2" F x 3/8" M

Blow Case

2600 g CODE : 003980
5 Sets / 14 Kgs / 0.63 CUFT

TF-425M



TD-3415S 15 Piece SAE Deep Impact Socket Set

Item No.	Description
3/8" Dr. Six-Point Deep Impact Socket:	
396310	5/16" Deep Impact Socket
396312	3/8" Deep Impact Socket
396314	7/16" Deep Impact Socket
396316	1/2" Deep Impact Socket
396318	9/16" Deep Impact Socket
396320	5/8" Deep Impact Socket
1/2" Dr. Six-Point Deep Impact Socket:	
497822	11/16" Deep Impact Socket
497824	3/4" Deep Impact Socket
497826	13/16" Deep Impact Socket
497828	7/8" Deep Impact Socket
497830	15/16" Deep Impact Socket
497832	1" Deep Impact Socket

Accessory:

380040	3/8" Dr. Adapter 3/8" F x 1/2" M
480033	1/2" Dr. Adapter 1/2" F x 3/8" M

Blow Case

2600 g CODE : 003980
5 Sets / 14 Kgs / 0.63 CUFT

TD-3415M (TD-3415S)



IE-2349 9 Piece Impact Extension Bar Set

Item No.	Description
1/4" Dr. Impact Extension Bar:	
210002	2" Impact Extension Bar
210004	4" Impact Extension Bar
210006	6" Impact Extension Bar
3/8" Dr. Impact Extension Bar:	
380005	1-3/4" Impact Extension Bar
380029	3" Impact Extension Bar
380036	6" Impact Extension Bar
1/2" Dr. Impact Extension Bar:	
480002	2" Impact Extension Bar
480036	5" Impact Extension Bar
480320	10" Impact Extension Bar

Plastic Tray

1170 g CODE : 002560
10 Sets / 13 Kgs / 0.93 CUFT

TF-425MD



IE-2349

1/2

Swivel Impact Sockets

Metric Swivel Impact Sockets - 6 Point



ITEM NO.	A mm	D1 mm	D2 mm	Length mm	Weight g	PCS 	G.W. KGS	CUFT 	CODE @
480011M	11	19	28	66	150	100	17.0	0.39	000960
480012M	12	19	28	66	150	100	17.0	0.39	000960
480013M	13	22	28	66	150	100	17.0	0.39	000960
480014M	14	22	28	66	160	100	17.0	0.39	000960
480015M	15	23	28	66	160	100	17.0	0.39	000960
480016M	16	24	28	66	170	100	18.0	0.39	000960
480017M	17	26	32	66	230	80	20.0	0.39	000990
480018M	18	26	32	66	240	80	21.0	0.39	001020
480019M	19	28	32	66	240	80	21.0	0.39	001050
480021M	21	30	32	66	250	80	21.0	0.39	001090
480022M	22	32	32	66	260	80	22.0	0.39	001120

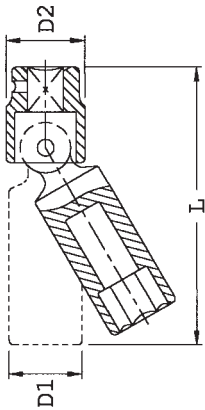


487911M	11	19	28	80	180	80	15.5	0.39	001170
487912M	12	19	28	80	180	80	15.5	0.39	001170
487913M	13	22	28	80	180	80	15.5	0.39	001170
487914M	14	22	28	80	190	80	16.0	0.39	001170
487915M	15	23	28	80	190	80	16.0	0.39	001170
487916M	16	24	28	80	200	80	17.0	0.39	001170
487917M	17	26	32	80	270	50	14.5	0.31	001200
487918M	18	26	32	80	290	50	15.5	0.31	001240
487919M	19	28	32	80	290	50	15.5	0.31	001280
487921M	21	30	32	80	300	50	16.0	0.31	001330
487922M	22	32	32	80	310	50	16.0	0.31	001360

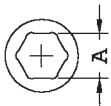
SAE Swivel Impact Sockets - 6 Point



ITEM NO.	A Inch	D1 mm	D2 mm	Length mm	Weight g	PCS 	G.W. KGS	CUFT 	CODE @
480024	7/16	19	28	66	150	100	17.0	0.39	000960
480025	1/2	20	28	66	150	100	17.0	0.39	000960
480026	9/16	22	28	66	160	100	17.0	0.39	000960
480027	5/8	24	28	66	170	100	18.0	0.39	000960
480028	11/16	26	32	66	230	80	20.0	0.39	000990
480029	3/4	28	32	66	240	80	21.0	0.39	001050
480030	13/16	30	32	66	250	80	21.0	0.39	001090
480031	7/8	32	32	66	260	80	22.0	0.39	001120



488014	7/16	19	28	80	180	80	15.5	0.39	001170
488016	1/2	20	28	80	180	80	15.5	0.39	001170
488018	9/16	22	28	80	190	80	16.0	0.39	001170
488020	5/8	24	28	80	200	80	17.0	0.39	001170
488022	11/16	26	32	80	270	50	14.5	0.31	001170
488024	3/4	28	32	80	290	50	15.5	0.31	001280
488026	13/16	30	32	80	300	50	16.0	0.31	001330
488028	7/8	32	32	80	310	50	16.5	0.31	001360





Metric Deep Swivel Impact Sockets - 6 Point

ITEM NO.	A mm	D1 mm	D2 mm	Length mm	Weight g	PCS 	G.W. KGS	CUFT 	CODE @
480011MD	11	18	28	97	250	50	14.0	0.31	001250
480012MD	12	20	28	97	250	50	14.0	0.31	001250
480013MD	13	21	28	97	250	50	14.0	0.31	001250
480014MD	14	23	28	97	250	50	14.0	0.31	001250
480015MD	15	23	28	97	250	50	14.0	0.31	001250
480016MD	16	24	28	97	250	50	14.0	0.31	001250
480017MD	17	26	32	97	300	40	14.0	0.31	001285
480018MD	18	27	32	97	310	40	14.0	0.31	001315
480019MD	19	28	32	97	330	40	15.0	0.31	001350
480021MD	21	30	32	97	340	40	16.0	0.31	001385
480022MD	22	32	32	97	370	40	18.0	0.31	001410

Swivel Impact Sockets

1/2

SAE Deep Swivel Impact Sockets - 6 Point

ITEM NO.	A Inch	D1 mm	D2 mm	Length mm	Weight g	PCS 	G.W. KGS	CUFT 	CODE @
480024D	7/16	18	28	97	250	50	14.0	0.31	001250
480025D	1/2	20	28	97	250	50	14.0	0.31	001250
480026D	9/16	23	28	97	250	50	14.0	0.31	001250
480027D	5/8	24	28	97	250	50	14.0	0.31	001250
480028D	11/16	26	32	97	300	40	14.0	0.31	001285
480029D	3/4	28	32	97	330	40	15.0	0.31	001350
480030D	13/16	30	32	97	340	40	16.0	0.31	001385
480031D	7/8	32	32	97	370	40	18.0	0.31	001415



TG-408S 8 Piece SAE Swivel Impact Socket Set


Item No.	Description
1/2" Dr. Six-Point Swivel Impact Socket:	
480024	7/16" Swivel Impact Socket
480025	1/2" Swivel Impact Socket
480026	9/16" Swivel Impact Socket
480027	5/8" Swivel Impact Socket
480028	11/16" Swivel Impact Socket
480029	3/4" Swivel Impact Socket
480030	13/16" Swivel Impact Socket
480031	7/8" Swivel Impact Socket
Socket Holder	

 1710 g CODE : 007690

 12 Sets / 22 Kgs / 0.70 CUFT

TG-411M 11 Piece Metric Swivel Impact Socket Set

Item No.	Description
1/2" Dr. Six-Point Swivel Impact Socket:	
480011M	11mm Swivel Impact Socket
480012M	12mm Swivel Impact Socket
480013M	13mm Swivel Impact Socket
480014M	14mm Swivel Impact Socket
480015M	15mm Swivel Impact Socket
480016M	16mm Swivel Impact Socket
480017M	17mm Swivel Impact Socket
480018M	18mm Swivel Impact Socket
480019M	19mm Swivel Impact Socket
480021M	21mm Swivel Impact Socket
480022M	22mm Swivel Impact Socket
Socket Holder	

 2260 g CODE : 010480

 12 Sets / 28 Kgs / 0.70 CUFT

TG-411MA 11 Piece Metric Swivel Impact Socket Set

Item No.	Description
1/2" Dr. Six-Point Swivel Impact Socket:	
487911M	11mm Swivel Impact Socket
487912M	12mm Swivel Impact Socket
487913M	13mm Swivel Impact Socket
487914M	14mm Swivel Impact Socket
487915M	15mm Swivel Impact Socket
487916M	16mm Swivel Impact Socket
487917M	17mm Swivel Impact Socket
487918M	18mm Swivel Impact Socket
487919M	19mm Swivel Impact Socket
487921M	21mm Swivel Impact Socket
487922M	22mm Swivel Impact Socket
Socket Holder	

 2260 g CODE : 012760

 12 Sets / 28 Kgs / 0.70 CUFT

TG-408SA 8 Piece SAE Swivel Impact Socket Set

Item No.	Description
1/2" Dr. Six-Point Swivel Impact Socket:	
488014	7/16" Swivel Impact Socket
488016	1/2" Swivel Impact Socket
488018	9/16" Swivel Impact Socket
488020	5/8" Swivel Impact Socket
488022	11/16" Swivel Impact Socket
488024	3/4" Swivel Impact Socket
488026	13/16" Swivel Impact Socket
488028	7/8" Swivel Impact Socket
Socket Holder	

 1710 g CODE : 009330

 12 Sets / 22 Kgs / 0.70 CUFT



TG-408S

TG-411M



TG-411MA



TG-408SA

1/2

Swivel Impact Socket Sets

TG-215M1D 7 Piece Metric Deep Swivel Impact Socket Set

Item No.	Description
1/2" Dr. Six-Point Deep Impact Swivel Socket:	
480013MD	13mm Deep Impact Swivel Socket
480014MD	14mm Deep Impact Swivel Socket
480015MD	15mm Deep Impact Swivel Socket
480017MD	17mm Deep Impact Swivel Socket
480018MD	18mm Deep Impact Swivel Socket
480019MD	19mm Deep Impact Swivel Socket
480021MD	21mm Deep Impact Swivel Socket
Metal Box	

2500 g CODE : 008630
 10 Sets / 26 Kgs / 0.48 CUFT

TG-215-D 7 Piece SAE Deep Swivel Impact Socket Set

Item No.	Description
1/2" Dr. Six-Point Deep Impact Swivel Socket:	
480025D	1/2" Deep Impact Swivel Socket
480026D	9/16" Deep Impact Swivel Socket
480027D	5/8" Deep Impact Swivel Socket
480028D	11/16" Deep Impact Swivel Socket
480029D	3/4" Deep Impact Swivel Socket
480030D	13/16" Deep Impact Swivel Socket
480031D	7/8" Deep Impact Swivel Socket
Metal Box	

2500 g CODE : 008730
 10 Sets / 26 Kgs / 0.48 CUFT

TG-411MD 11 Piece Metric Deep Swivel Impact Socket Set

Item No.	Description
1/2" Dr. Six-Point Deep Swivel Impact Socket:	
480011MD	11mm Deep Swivel Impact Socket
480012MD	12mm Deep Swivel Impact Socket
480013MD	13mm Deep Swivel Impact Socket
480014MD	14mm Deep Swivel Impact Socket
480015MD	15mm Deep Swivel Impact Socket
480016MD	16mm Deep Swivel Impact Socket
480017MD	17mm Deep Swivel Impact Socket
480018MD	18mm Deep Swivel Impact Socket
480019MD	19mm Deep Swivel Impact Socket
480021MD	21mm Deep Swivel Impact Socket
480022MD	22mm Deep Swivel Impact Socket
Socket Holder	

3250 g CODE : 013540
 8 Sets / 27 Kgs / 0.70 CUFT

TG-215-D
(TG-215M1D)



TG-408SD 8 Piece SAE Deep Swivel Impact Socket Set

Item No.	Description
1/2" Dr. Six-Point Deep Swivel Impact Socket:	
480024D	7/16" Deep Swivel Impact Socket
480025D	1/2" Deep Swivel Impact Socket
480026D	9/16" Deep Swivel Impact Socket
480027D	5/8" Deep Swivel Impact Socket
480028D	11/16" Deep Swivel Impact Socket
480029D	3/4" Deep Swivel Impact Socket
480030D	13/16" Deep Swivel Impact Socket
480031D	7/8" Deep Swivel Impact Socket
Socket Holder	

2350 g CODE : 009920
 8 Sets / 20.5 Kgs / 0.70 CUFT

TG-215M1 7 Piece Metric Swivel Impact Socket Set

Item No.	Description
1/2" Dr. Six-Point Impact Swivel Socket:	
480013M	13mm Impact Swivel Socket
480014M	14mm Impact Swivel Socket
480015M	15mm Impact Swivel Socket
480017M	17mm Impact Swivel Socket
480018M	18mm Impact Swivel Socket
480019M	19mm Impact Swivel Socket
480021M	21mm Impact Swivel Socket
Metal Box	

1650 g CODE : 006680
 15 Sets / 26 Kgs / 0.63 CUFT

TG-215 7 Piece SAE Swivel Impact Socket Set

Item No.	Description
1/2" Dr. Six-Point Impact Swivel Socket:	
480025	1/2" Impact Swivel Socket
480026	9/16" Impact Swivel Socket
480027	5/8" Impact Swivel Socket
480028	11/16" Impact Swivel Socket
480029	3/4" Impact Swivel Socket
480030	13/16" Impact Swivel Socket
480031	7/8" Impact Swivel Socket
Metal Box	

1650 g CODE : 006780
 15 Sets / 26 Kgs / 0.63 CUFT

TG-408SD





TG-215
(TG-215M1)





TG-411MD

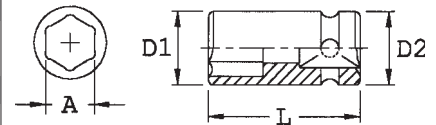
Metric Impact Sockets - 6 Point

ITEM NO.	A mm	D1 mm	D2 mm	Length mm	Weight g	PCS 	G.W. KGS	CUFT 	CODE @
343207	7	12	19	28	40	300	14.5	0.69	000210
343208	8	14	19	28	40	300	14.5	0.69	000210
343209	9	15	19	28	42	300	14.5	0.69	000210
343210	10	16	19	28	45	300	15.0	0.69	000210
343211	11	17	19	30	45	300	15.0	0.69	000210
343212	12	19	19	30	45	300	15.0	0.69	000210
343213	13	20	20	30	48	300	15.5	0.69	000210
343214	14	22	22	30	55	300	17.5	0.69	000210
343215	15	24	24	30	70	300	22.0	0.69	000235
343216	16	24	22	30	70	300	22.0	0.69	000255
343217	17	25	22	32	80	300	25.0	0.69	000280
343218	18	26	22	32	90	300	28.0	0.69	000310
343219	19	28	22	32	95	300	29.5	0.69	000335
343220	20	30	22	32	95	300	30.5	0.69	000365
343221	21	30	22	32	100	300	31.0	0.69	000435
343222	22	32	22	32	105	300	32.5	0.69	000495





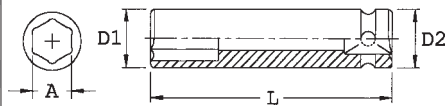
SAE Impact Sockets - 6 Point

ITEM NO.	A Inch	D1 mm	D2 mm	Length mm	Weight g	PCS 	G.W. KGS	CUFT 	CODE @
363210	5/16	14	19	28	40	300	14.0	0.69	000210
363211	11/32	14	19	28	42	300	14.0	0.69	000210
363212	3/8	15	19	28	45	300	14.5	0.69	000210
363214	7/16	17	19	30	45	300	14.5	0.69	000210
363216	1/2	19	19	30	45	300	14.5	0.69	000210
363218	9/16	22	22	30	55	300	17.5	0.69	000210
363219	19/32	24	24	30	70	300	22.0	0.69	000235
363220	5/8	24	22	30	70	300	22.0	0.69	000255
363222	11/16	25	22	32	90	300	28.0	0.69	000280
363224	3/4	28	22	32	95	300	29.5	0.69	000335
363225	25/32	30	22	32	100	300	31.5	0.69	000365
363226	13/16	30	22	32	100	300	31.5	0.69	000435
363228	7/8	32	22	32	105	300	32.5	0.69	000495



Metric Deep Impact Sockets - 6 Point

ITEM NO.	A mm	D1 mm	D2 mm	Length mm	Weight g	PCS 	G.W. KGS	CUFT 	CODE @
346307	7	12	19	63	100	200	22.0	0.60	000340
346308	8	14	19	63	100	200	22.0	0.60	000340
346309	9	15	19	63	100	200	22.0	0.60	000340
346310	10	16	19	63	100	200	22.0	0.60	000340
346311	11	17	19	63	100	200	22.0	0.60	000340
346312	12	19	19	63	100	200	22.0	0.60	000340
346313	13	20	20	63	100	200	22.5	0.60	000340
346314	14	22	22	63	120	200	25.0	0.60	000340
346315	15	24	24	63	130	200	27.0	0.60	000360
346316	16	24	22	63	140	200	29.0	0.60	000385
346317	17	25	22	63	155	200	32.0	0.60	000415
346318	18	26	22	63	190	120	24.0	0.37	000440
346319	19	28	22	63	200	120	25.0	0.37	000460
346320	20	30	22	63	210	120	27.0	0.37	000495
346321	21	30	22	63	220	120	28.0	0.37	000525
346322	22	32	22	63	240	120	30.0	0.37	000605



3/8

Impact Sockets



SAE Deep Impact Sockets - 6 Point

ITEM NO.	A Inch	D1 mm	D2 mm	Length mm	Weight g	PCS 	G.W. KGS	CUFT 	CODE @
366310	5/16	14	19	63	100	200	22.0	0.60	000340
366311	11/32	14	19	63	100	200	22.0	0.60	000340
366312	3/8	15	19	63	100	200	22.0	0.60	000340
366314	7/16	17	19	63	100	200	22.0	0.60	000340
366316	1/2	19	19	63	100	200	22.0	0.60	000340
366318	9/16	22	22	63	120	200	25.0	0.60	000340
366319	19/32	24	24	63	130	200	27.0	0.60	000360
366320	5/8	24	22	63	140	200	29.0	0.60	000385
366322	11/16	25	22	63	155	200	32.0	0.60	000410
366324	3/4	28	22	63	200	120	25.0	0.37	000460
366325	25/32	30	22	63	210	120	27.0	0.37	000495
366326	13/16	30	22	63	220	120	28.0	0.37	000525
366328	7/8	32	22	63	240	120	30.0	0.37	000605

Accessories

A Impact Extension Bars

ITEM NO.	Length mm	Weight g	PCS 	G.W. KGS	CUFT 	CODE @
340075	75 w/Pin Hole	90	140	14.0	0.44	000285
340075B	75 w/Steel Ball	90	140	14.0	0.44	000285
340125	125 w/Pin Hole	140	120	18.0	0.30	000475
340125B	125 w/Steel Ball	140	120	18.0	0.30	000475
340200	200 w/Pin Hole	210	100	22.0	0.34	000790
340200B	200 w/Steel Ball	210	100	22.0	0.34	000790



B Impact Adapters

ITEM NO.	Female Drive	Male Drive	Length mm	Weight g	PCS 	G.W. KGS	CUFT 	CODE @
340040	3/8"	1/2" w/Pin Hole	35	60	300	19.0	0.69	000300
340040B	3/8"	1/2" w/Steel Ball	35	60	300	19.0	0.69	000300
340020	3/8"	1/4" w/Steel Ball	30	30	300	10.0	0.69	000330



High quality steel and precise heat treatments provide these adapters with the outstanding qualities required for impact use.

C Impact Bit Holders

ITEM NO.	Hex Shank	Length mm	Weight g	PCS 	G.W. KGS	CUFT 	CODE @
364608	1/4"	46	40	200	9.0	0.52	000475
363908	1/4"	39	35	200	8.0	0.52	000475
364610	5/16"	46	60	200	13.0	0.52	000495
363910	5/16"	39	50	200	11.0	0.52	000495

It is finished with electro-painting. Uses with air impact wrenches and bits can offer high-torque capabilities.



CM-003
(CM-004)

CM-004 8 Piece Metric Deep Impact Socket Set

Item No.	Description
Six-Point Deep Impact Socket:	
346308	8mm Deep Impact Socket
346310	10mm Deep Impact Socket
346311	11mm Deep Impact Socket
346313	13mm Deep Impact Socket
346314	14mm Deep Impact Socket
346316	16mm Deep Impact Socket
346317	17mm Deep Impact Socket
346319	19mm Deep Impact Socket

1200 g CODE : 003730

20 Sets / 25 Kgs / 0.49 CUFT

CM-003 8 Piece SAE Deep Impact Socket Set

Item No.	Description
Six-Point Deep Impact Socket:	
366310	5/16" Deep Impact Socket
366312	3/8" Deep Impact Socket
366314	7/16" Deep Impact Socket
366316	1/2" Deep Impact Socket
366318	9/16" Deep Impact Socket
366320	5/8" Deep Impact Socket
366322	11/16" Deep Impact Socket
366324	3/4" Deep Impact Socket

1200 g CODE : 003730

20 Sets / 25 Kgs / 0.49 CUFT

Impact Socket Sets

3/8

CM-313S 13 Piece SAE Impact Socket Set

Item No.	Description
3/8" Dr. Six-Point Impact Socket:	
363210	5/16" Impact Socket
363211	11/32" Impact Socket
363212	3/8" Impact Socket
363214	7/16" Impact Socket
363216	1/2" Impact Socket
363218	9/16" Impact Socket
363219	19/32" Impact Socket
363220	5/8" Impact Socket
363222	11/16" Impact Socket
363224	3/4" Impact Socket
363225	25/32" Impact Socket
363226	13/16" Impact Socket
363228	7/8" Impact Socket

Socket Holder

1000 g CODE : 003300

20 Sets / 21 Kgs / 0.73 CUFT

CM-316M 16 Piece Metric Impact Socket Set

Item No.	Description
3/8" Dr. Six-Point Impact Socket:	
343207	7mm Impact Socket
343208	8mm Impact Socket
343209	9mm Impact Socket
343210	10mm Impact Socket
343211	11mm Impact Socket
343212	12mm Impact Socket
343213	13mm Impact Socket
343214	14mm Impact Socket
343215	15mm Impact Socket
343216	16mm Impact Socket
343217	17mm Impact Socket
343218	18mm Impact Socket
343219	19mm Impact Socket
343220	20mm Impact Socket
343221	21mm Impact Socket
343222	22mm Impact Socket

Socket Holder

1170 g CODE : 003950

20 Sets / 24.5 Kgs / 0.73 CUFT

CM-316MD 16 Piece Metric Deep Impact Socket Set

Item No.	Description
3/8" Dr. Six-Point Deep Impact Socket:	
346307	7mm Deep Impact Socket
346308	8mm Deep Impact Socket
346309	9mm Deep Impact Socket
346310	10mm Deep Impact Socket
346311	11mm Deep Impact Socket
346312	12mm Deep Impact Socket
346313	13mm Deep Impact Socket
346314	14mm Deep Impact Socket
346315	15mm Deep Impact Socket
346316	16mm Deep Impact Socket
346317	17mm Deep Impact Socket
346318	18mm Deep Impact Socket
346319	19mm Deep Impact Socket
346320	20mm Deep Impact Socket
346321	21mm Deep Impact Socket
346322	22mm Deep Impact Socket

Socket Holder

2400 g CODE : 005760

12 Sets / 30 Kgs / 0.73 CUFT


CM-313SD 13 Piece SAE Deep Impact Socket Set

Item No.	Description
3/8" Dr. Six-Point Deep Impact Socket:	
366310	5/16" Deep Impact Socket
366311	11/32" Deep Impact Socket
366312	3/8" Deep Impact Socket
366314	7/16" Deep Impact Socket
366316	1/2" Deep Impact Socket
366318	9/16" Deep Impact Socket
366319	19/32" Deep Impact Socket
366320	5/8" Deep Impact Socket
366322	11/16" Deep Impact Socket
366324	3/4" Deep Impact Socket
366325	25/32" Deep Impact Socket
366326	13/16" Deep Impact Socket
366328	7/8" Deep Impact Socket

Socket Holder

2100 g CODE : 004750

12 Sets / 26 Kgs / 0.73 CUFT



CM-326S 26 Piece SAE Impact Socket Set

Item No.	Description	Item No.	Description
3/8" Dr. Six-Point Impact Socket:		3/8" Dr. Six-Point Deep Impact Socket:	
363210	5/16" Impact Socket	366310	5/16" Deep Impact Socket
363211	11/32" Impact Socket	366311	11/32" Deep Impact Socket
363212	3/8" Impact Socket	366312	3/8" Deep Impact Socket
363214	7/16" Impact Socket	366314	7/16" Deep Impact Socket
363216	1/2" Impact Socket	366316	1/2" Deep Impact Socket
363218	9/16" Impact Socket	366318	9/16" Deep Impact Socket
363219	19/32" Impact Socket	366319	19/32" Deep Impact Socket
363220	5/8" Impact Socket	366320	5/8" Deep Impact Socket
363222	11/16" Impact Socket	366322	11/16" Deep Impact Socket
363224	3/4" Impact Socket	366324	3/4" Deep Impact Socket
363225	25/32" Impact Socket	366325	25/32" Deep Impact Socket
363226	13/16" Impact Socket	366326	13/16" Deep Impact Socket
363228	7/8" Impact Socket	366328	7/8" Deep Impact Socket

Plastic Tray

3400 g 5 Sets / 18 Kgs / 0.93 CUFT CODE : 008550



CM-313SD

CM-326S

3/8

Impact Socket Sets

CM-332M 32 Piece Metric Impact Socket Set

Item No.	Description	Item No.	Description
3/8" Dr. Six-Point Impact Socket:			
343207	7mm Impact Socket	346307	7mm Deep Impact Socket
343208	8mm Impact Socket	346308	8mm Deep Impact Socket
343209	9mm Impact Socket	346309	9mm Deep Impact Socket
343210	10mm Impact Socket	346310	10mm Deep Impact Socket
343211	11mm Impact Socket	346311	11mm Deep Impact Socket
343212	12mm Impact Socket	346312	12mm Deep Impact Socket
343213	13mm Impact Socket	346313	13mm Deep Impact Socket
343214	14mm Impact Socket	346314	14mm Deep Impact Socket
343215	15mm Impact Socket	346315	15mm Deep Impact Socket
343216	16mm Impact Socket	346316	16mm Deep Impact Socket
343217	17mm Impact Socket	346317	17mm Deep Impact Socket
343218	18mm Impact Socket	346318	18mm Deep Impact Socket
343219	19mm Impact Socket	346319	19mm Deep Impact Socket
343220	20mm Impact Socket	346320	20mm Deep Impact Socket
343221	21mm Impact Socket	346321	21mm Deep Impact Socket
343222	22mm Impact Socket	346322	22mm Deep Impact Socket



Plastic Tray

 3450 g  5 Sets / 18 Kgs / 0.93 CUFT CODE : 010500

CM-308M 8 Piece Metric Impact Socket Set

Item No.	Description
Six-Point Impact Socket:	
343208	8mm Impact Socket
343210	10mm Impact Socket
343211	11mm Impact Socket
343212	12mm Impact Socket
343213	13mm Impact Socket
343214	14mm Impact Socket
343217	17mm Impact Socket
343219	19mm Impact Socket



Metal Tray

 525 g CODE : 002050
 40 Sets / 20 Kgs / 0.50 CUFT

CM-308S 8 Piece SAE Impact Socket Set

Item No.	Description
Six-Point Impact Socket:	
363210	5/16" Impact Socket
363212	3/8" Impact Socket
363214	7/16" Impact Socket
363216	1/2" Impact Socket
363218	9/16" Impact Socket
363220	5/8" Impact Socket
363222	11/16" Impact Socket
363224	3/4" Impact Socket



Metal Tray

 525 g CODE : 002050
 40 Sets / 22 Kgs / 0.50 CUFT

ID-321M 21 Piece Metric Impact Driver Set

Item No.	Description
700007	3/8" Dr. Impact Driver
3/8" Dr. Six-Point Impact Socket:	
343208	8mm Impact Socket
343210	10mm Impact Socket
343211	11mm Impact Socket
343212	12mm Impact Socket
343213	13mm Impact Socket
343214	14mm Impact Socket
343217	17mm Impact Socket
343219	19mm Impact Socket
3/8" Dr. Hex Head Driver:	
345205	5mm Hex Head Driver
345206	6mm Hex Head Driver
345207	7mm Hex Head Driver
345208	8mm Hex Head Driver
345210	10mm Hex Head Driver
3/8" Dr. Slotted Head Driver:	
3452P055	1.0X5.5 Slotted Head Driver
3452P08	1.2X8.0 Slotted Head Driver
3452P10	1.6X10 Slotted Head Driver
3/8" Dr. Philips Head Driver:	
3452R01	No.1 Philips Head Driver
3452R02	No.2 Philips Head Driver
3452R03	No.3 Philips Head Driver
3452R04	No.4 Philips Head Driver

Blow Case

 2200 g CODE : 009360
 5 Sets / 21 Kgs / 0.63 CUFT

ID-321S 21 Piece SAE Impact Driver Set

Item No.	Description
700007	3/8" Dr. Impact Driver
3/8" Dr. Six-Point Impact Socket:	
363210	5/16" Impact Socket
363212	3/8" Impact Socket
363214	7/16" Impact Socket
363216	1/2" Impact Socket
363218	9/16" Impact Socket
363220	5/8" Impact Socket
363222	11/16" Impact Socket
363224	3/4" Impact Socket
3/8" Dr. Hex Head Driver:	
365206	3/16" Hex Head Driver
365207	7/32" Hex Head Driver
365208	1/4" Hex Head Driver
365210	5/16" Hex Head Driver
365212	3/8" Hex Head Driver
3/8" Dr. Slotted Head Driver:	
3452P055	1.0X5.5 Slotted Head Driver
3452P08	1.2X8.0 Slotted Head Driver
3452P10	1.6X10 Slotted Head Driver
3/8" Dr. Philips Head Driver:	
3452R01	No.1 Philips Head Driver
3452R02	No.2 Philips Head Driver
3452R03	No.3 Philips Head Driver
3452R04	No.4 Philips Head Driver

Blow Case

 2250 g CODE : 009550
 5 Sets / 21 Kgs / 0.63 CUFT

CM-332M





ID-321M
(ID-321S)





CM-308M
(CM-308S)

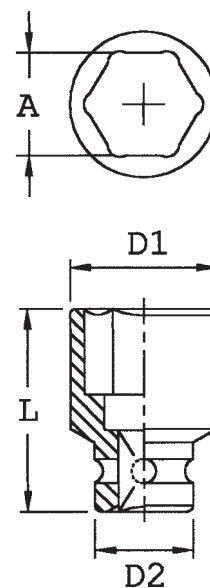
Metric Impact Sockets - 6 Point

ITEM NO.	A mm	D1 mm	D2 mm	Length mm	Weight g	PCS 	G.W. KGS	CUFT 	CODE @
444008	8	15	24	38	80	200	17.0	0.59	000360
444009	9	16	24	38	80	200	17.0	0.59	000360
444010	10	17	24	38	80	200	17.0	0.59	000360
444011	11	18	24	38	80	200	17.0	0.59	000360
444012	12	20	24	38	80	200	17.0	0.59	000360
444013	13	21	24	38	80	200	17.0	0.59	000360
444014	14	22	24	38	80	200	17.0	0.59	000360
444015	15	24	24	38	80	200	17.0	0.59	000435
444016	16	25	25	38	90	200	19.0	0.59	000435
444017	17	26	26	38	100	200	21.0	0.59	000435
444018	18	27	27	38	110	200	23.0	0.59	000435
444019	19	29	29	40	130	200	27.0	0.59	000435
444020	20	30	30	40	135	150	21.5	0.67	000460
444021	21	30	30	40	140	150	22.0	0.67	000460
444022	22	32	30	42	150	150	24.0	0.67	000475
444023	23	34	30	42	170	150	26.5	0.67	000500
444024	24	35	30	44	180	150	28.0	0.67	000525
444025	25	36	30	44	190	100	20.0	0.62	000660
444026	26	37	30	44	190	100	20.0	0.62	000660
444027	27	39	30	46	200	100	21.0	0.62	000660
444028	28	40	30	46	210	100	22.0	0.62	000780
444029	29	41	30	46	220	100	23.0	0.62	000780
444030	30	42	30	46	240	100	25.0	0.62	000810
444031	31	44	30	46	250	100	26.0	0.62	000885
444032	32	45	30	46	260	100	27.0	0.62	000885
444033	33	46	35	46	310	50	16.5	0.41	001110
444034	34	48	35	46	320	50	17.0	0.41	001110
444035	35	49	35	48	330	30	11.0	0.34	001110
444036	36	50	35	48	330	30	11.0	0.34	001110
444038	38	53	35	48	360	30	12.0	0.34	001110
444039	39	55	35	50	480	30	15.5	0.34	001300
444040	40	56	35	55	510	30	16.5	0.34	001400
444041	41	57	35	55	550	30	17.5	0.34	001500



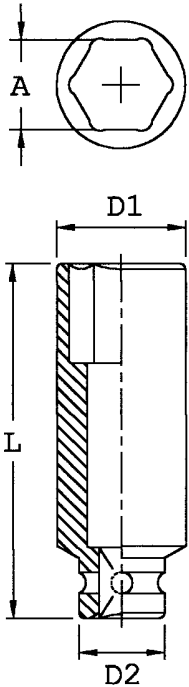
SAE Impact Sockets - 6 Point

ITEM NO.	A Inch	D1 mm	D2 mm	Length mm	Weight g	PCS 	G.W. KGS	CUFT 	CODE @
464010	5/16	15	24	38	80	200	17.0	0.59	000360
464012	3/8	16	24	38	80	200	17.0	0.59	000360
464014	7/16	18	24	38	80	200	17.0	0.59	000360
464016	1/2	21	24	38	80	200	17.0	0.59	000360
464018	9/16	22	24	38	80	200	17.0	0.59	000360
464019	19/32	24	24	38	80	200	17.0	0.59	000435
464020	5/8	25	25	38	90	200	19.0	0.59	000435
464022	11/16	27	27	38	100	200	21.0	0.59	000435
464024	3/4	29	29	40	130	200	27.0	0.59	000435
464025	25/32	30	30	40	135	150	21.5	0.67	000460
464026	13/16	31	31	40	140	150	22.0	0.67	000460
464028	7/8	32	30	42	150	150	24.0	0.67	000475
464030	15/16	35	30	44	180	150	28.0	0.67	000525
464032	1	37	30	44	190	100	20.0	0.62	000660
464034	1-1/16	39	30	46	200	100	21.0	0.62	000660
464036	1-1/8	41	30	46	220	100	23.0	0.62	000780
464038	1-3/16	42	30	46	240	100	25.0	0.62	000810
464040	1-1/4	45	30	46	260	100	27.0	0.62	000885
464042	1-5/16	46	35	46	290	50	15.5	0.41	001110
464044	1-3/8	49	35	48	330	30	11.0	0.34	001110
464046	1-7/16	50	35	48	350	30	11.5	0.34	001110
464048	1-1/2	53	35	48	400	30	13.0	0.34	001110



1/2

Impact Sockets



Metric Deep Impact Sockets - 6 Point

ITEM NO.	A mm	D1 mm	D2 mm	Length mm	Weight g	PCS 	G.W. KGS	CUFT 	CODE @
447808	8	15	24	78	120	140	18.0	0.44	000590
447809	9	16	24	78	120	140	18.0	0.44	000590
447810	10	17	24	78	120	140	18.0	0.44	000590
447811	11	18	24	78	120	140	18.0	0.44	000590
447812	12	20	24	78	120	140	18.0	0.44	000590
447813	13	21	24	78	120	140	18.0	0.44	000590
447814	14	22	24	78	130	140	19.0	0.44	000590
447815	15	24	24	78	130	140	19.0	0.44	000590
447816	16	24	24	78	140	140	21.0	0.44	000590
447817	17	26	26	78	150	120	19.0	0.52	000620
447818	18	27	27	78	170	120	21.5	0.52	000650
447819	19	29	29	78	180	120	23.0	0.52	000680
447820	20	30	30	78	190	120	24.0	0.45	000705
447821	21	30	30	78	200	60	13.0	0.45	000705
447822	22	32	30	78	220	60	14.5	0.45	000790
447823	23	34	30	78	235	60	15.0	0.45	000855
447824	24	35	30	78	260	60	17.0	0.45	000855
447825	25	36	30	78	275	60	17.5	0.45	000970
447826	26	37	30	78	300	60	19.0	0.45	000970
447827	27	39	30	78	340	60	22.0	0.45	001025
447828	28	40	30	78	360	50	19.0	0.62	001170
447829	29	41	30	78	390	50	20.5	0.62	001170
447830	30	42	30	78	430	50	22.5	0.62	001260
447831	31	44	30	78	460	50	24.0	0.62	001350
447832	32	45	30	78	500	50	26.0	0.62	001350
447833	33	46	35	78	500	50	26.0	0.62	001550
447834	34	48	35	78	540	50	28.0	0.62	001610
447835	35	48	35	78	570	50	29.5	0.62	001610
447836	36	50	35	78	580	50	30.0	0.62	001610
447838	38	52	35	78	600	30	19.0	0.52	001610

SAE Deep Impact Sockets - 6 Point

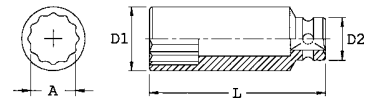
ITEM NO.	A Inch	D1 mm	D2 mm	Length mm	Weight g	PCS 	G.W. KGS	CUFT 	CODE @
467810	5/16	15	24	78	120	140	18.0	0.44	000590
467812	3/8	16	24	78	120	140	18.0	0.44	000590
467814	7/16	18	24	78	120	140	18.0	0.44	000590
467816	1/2	21	24	78	120	140	18.0	0.44	000590
467818	9/16	22	24	78	130	140	19.0	0.44	000590
467819	19/32	24	24	78	130	140	19.0	0.44	000590
467820	5/8	25	25	78	140	140	21.0	0.44	000590
467822	11/16	27	27	78	150	120	19.0	0.52	000620
467824	3/4	29	29	78	180	120	23.0	0.52	000680
467825	25/32	30	30	78	190	120	24.0	0.52	000705
467826	13/16	31	31	78	200	120	25.0	0.52	000705
467828	7/8	32	30	78	220	60	14.5	0.45	000790
467830	15/16	35	30	78	260	60	17.0	0.45	000855
467832	1	37	30	78	300	60	19.0	0.45	000970
467834	1-1/16	39	30	78	340	60	21.5	0.45	001025
467836	1-1/8	41	30	78	390	50	20.5	0.62	001170
467838	1-3/16	42	30	78	430	50	22.5	0.62	001260
467840	1-1/4	45	30	78	500	50	26.0	0.62	001350
467842	1-5/16	46	35	78	500	50	26.0	0.62	001610
467844	1-3/8	48	35	78	570	50	29.5	0.62	001610
467846	1-7/16	50	35	78	600	30	19.0	0.52	001610
467848	1-1/2	52	35	78	600	30	19.0	0.52	001610

Thin Wall Impact Sockets

1/2

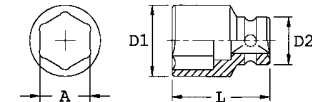
Metric Deep Thin Wall Impact Sockets - 12 Point

ITEM NO.	A mm	D1 mm	D2 mm	Length mm	Weight g	PCS 	G.W. KGS	CUFT 	CODE @
448508	8	13.2	23.5	85	125	140	19.0	0.50	000910
448509	9	14.3	23.5	85	125	140	19.0	0.50	000910
448510	10	15.5	23.5	85	125	140	19.0	0.50	000910
448511	11	16.7	23.5	85	125	140	19.0	0.50	000910
448512	12	18.0	23.5	85	125	140	19.0	0.50	000910
448513	13	19.2	23.5	85	125	140	19.0	0.50	000910
448514	14	20.5	23.5	85	135	140	20.0	0.50	000910
448515	15	21.7	23.5	85	135	140	20.0	0.50	000910
448516	16	23.5	23.5	85	145	140	22.0	0.50	000910
448517	17	24.0	24.0	85	155	120	20.0	0.60	000960
448518	18	25.5	25.5	85	175	120	23.0	0.60	001000
448519	19	26.5	26.5	85	185	120	24.0	0.60	001050
448520	20	28.0	28.0	85	195	120	25.0	0.60	001090
448521	21	29.0	29.0	85	210	60	14.0	0.50	001090
448522	22	30.0	30.0	85	230	60	16.0	0.50	001220
448523	23	32.0	30.0	85	250	60	16.0	0.50	001320
448524	24	33.0	30.0	85	280	60	18.0	0.50	001320



Metric Deep Thin Wall Impact Sockets - 6 Point

ITEM NO.	A mm	D1 mm	D2 mm	Length mm	Weight g	PCS 	G.W. KGS	CUFT 	CODE @
445210	10	15.5	24.0	52	100	140	16.0	0.44	000500
445211	11	16.7	24.0	52	100	140	16.0	0.44	000500
445212	12	18.0	24.0	52	110	140	17.0	0.44	000500
445213	13	19.2	24.0	52	110	140	17.0	0.44	000500
445214	14	20.5	24.0	52	120	140	18.0	0.44	000520
445215	15	21.7	24.0	52	125	140	19.0	0.44	000520
445216	16	23.0	24.0	52	130	140	20.0	0.44	000520
445217	17	24.2	24.2	52	130	140	20.0	0.44	000520
445218	18	25.5	25.5	52	140	140	21.0	0.44	000550
445219	19	26.5	26.5	52	160	140	24.0	0.44	000570
445220	20	28.0	28.0	52	180	120	23.0	0.52	000600
445221	21	29.0	29.0	52	190	120	24.0	0.52	000600
445222	22	31.0	31.0	52	210	120	26.0	0.52	000670
445223	23	32.0	32.0	52	230	120	29.0	0.52	000720
445224	24	33.0	33.0	52	240	120	30.0	0.52	000720



Accessories

A Impact Extension Bars

ITEM NO.	Length mm	Weight g	PCS 	G.W. KGS	CUFT 	CODE @
480032CM	75 w/Pin Hole	170	140	25.0	0.44	000620
480032CMB	75 w/Steel Ball	170	140	25.0	0.44	000620
480036CM	125 w/Pin Hole	230	60	15.0	0.30	000680
480036CMB	125 w/Steel Ball	230	60	15.0	0.30	000680
480250CM	250 w/Pin Hole	440	50	23.0	0.62	001250
480250CMB	250 w/Steel Ball	440	50	23.0	0.62	001250



B Impact Bit Holders

ITEM NO.	Hex Shank	Length mm	Weight g	PCS 	G.W. KGS	CUFT 	CODE @
464808	1/4"	48	60	200	13.0	0.59	000525
464108	1/4"	41	55	200	12.0	0.59	000525
464810	5/16"	48	80	200	17.0	0.59	000565
464110	5/16"	41	62	200	13.5	0.59	000565



C Impact Adapters

ITEM NO.	Female Drive	Male Drive	Length mm	Weight g	PCS 	G.W. KGS	CUFT 	CODE @
480033CM	1/2"	3/8" w/Pin Hole	38	70	200	15.0	0.59	000460
480033CMB	1/2"	3/8" w/Steel Ball	38	70	200	15.0	0.59	000460
480066CM	1/2"	3/4" w/Pin Hole	41	110	200	23.0	0.59	000620
480066CMB	1/2"	3/4" w/Steel Ball	41	110	200	23.0	0.59	000620



Impact Socket Sets

ID-424M 24 Piece Metric Impact Driver Set

Item No.	Description
700008	1/2" Dr. Impact Driver
1/2" Dr. Six-Point Impact Socket:	
444008	8mm Impact Socket
444010	10mm Impact Socket
444011	11mm Impact Socket
444012	12mm Impact Socket
444013	13mm Impact Socket
444014	14mm Impact Socket
444017	17mm Impact Socket
444019	19mm Impact Socket
444021	21mm Impact Socket
444022	22mm Impact Socket
1/2" Dr. Hex Head Driver:	
446005	5mm Hex Head Driver
446006	6mm Hex Head Driver
446007	7mm Hex Head Driver
446008	8mm Hex Head Driver
446010	10mm Hex Head Driver
1/2" Dr. Slotted Head Driver:	
4460P10	1.6X10 Slotted Head Driver
4460P12	2.0X12 Slotted Head Driver
4460P14	2.5X14 Slotted Head Driver
4460P16	2.5X16 Slotted Head Driver
1/2" Dr. Philips Head Driver:	
4460R01	No.1 Philips Head Driver
4460R02	No.2 Philips Head Driver
4460R03	No.3 Philips Head Driver
4460R04	No.4 Philips Head Driver

3270 g CODE : 013090
6 Sets / 20.5 Kgs / 1.21 CUFT

ID-424S 24 Piece SAE Impact Driver Set

Item No.	Description
700008	1/2" Dr. Impact Driver
1/2" Dr. Six-Point Impact Socket:	
464010	5/16" Impact Socket
464012	3/8" Impact Socket
464014	7/16" Impact Socket
464016	1/2" Impact Socket
464018	9/16" Impact Socket
464020	5/8" Impact Socket
464022	11/16" Impact Socket
464024	3/4" Impact Socket
464026	13/16" Impact Socket
464028	7/8" Impact Socket
1/2" Dr. Hex Head Driver:	
466006	3/16" Hex Head Driver
466007	7/32" Hex Head Driver
466008	1/4" Hex Head Driver
466010	5/16" Hex Head Driver
466012	3/8" Hex Head Driver
1/2" Dr. Slotted Head Driver:	
4460P10	1.6X10 Slotted Head Driver
4460P12	2.0X12 Slotted Head Driver
4460P14	2.5X14 Slotted Head Driver
4460P16	2.5X16 Slotted Head Driver
1/2" Dr. Philips Head Driver:	
4460R01	No.1 Philips Head Driver
4460R02	No.2 Philips Head Driver
4460R03	No.3 Philips Head Driver
4460R04	No.4 Philips Head Driver

3190 g CODE : 013210
6 Sets / 20 Kgs / 1.21 CUFT

ID-424M (ID-424S)



DI-417MD



DI-417MD 17 Piece Metric Deep Thin Wall Impact Socket Set

Item No.	Description
1/2" Dr. Twelve-Point Deep Thin Wall Impact Socket:	
448508	8mm Deep Thin Wall Impact Socket
448509	9mm Deep Thin Wall Impact Socket
448510	10mm Deep Thin Wall Impact Socket
448511	11mm Deep Thin Wall Impact Socket
448512	12mm Deep Thin Wall Impact Socket
448513	13mm Deep Thin Wall Impact Socket
448514	14mm Deep Thin Wall Impact Socket
448515	15mm Deep Thin Wall Impact Socket
448516	16mm Deep Thin Wall Impact Socket
448517	17mm Deep Thin Wall Impact Socket
448518	18mm Deep Thin Wall Impact Socket
448519	19mm Deep Thin Wall Impact Socket
448520	20mm Deep Thin Wall Impact Socket
448521	21mm Deep Thin Wall Impact Socket
448522	22mm Deep Thin Wall Impact Socket
448523	23mm Deep Thin Wall Impact Socket
448524	24mm Deep Thin Wall Impact Socket

3340 g CODE : 015500
5 Sets / 18 Kgs / 0.93 CUFT

DI-415M 15 Piece Metric Deep Thin Wall Impact Socket Set

Item No.	Description
1/2" Dr. Six-Point Deep Thin Wall Impact Socket:	
445210	10mm Deep Thin Wall Impact Socket
445211	11mm Deep Thin Wall Impact Socket
445212	12mm Deep Thin Wall Impact Socket
445213	13mm Deep Thin Wall Impact Socket
445214	14mm Deep Thin Wall Impact Socket
445215	15mm Deep Thin Wall Impact Socket
445216	16mm Deep Thin Wall Impact Socket
445217	17mm Deep Thin Wall Impact Socket
445218	18mm Deep Thin Wall Impact Socket
445219	19mm Deep Thin Wall Impact Socket
445220	20mm Deep Thin Wall Impact Socket
445221	21mm Deep Thin Wall Impact Socket
445222	22mm Deep Thin Wall Impact Socket
445223	23mm Deep Thin Wall Impact Socket
445224	24mm Deep Thin Wall Impact Socket

2570 g CODE : 007660
10 Sets / 23 Kgs / 0.93 CUFT

DI-415M



GS-440M 40Piece Metric Master Impact Socket Set

Item No.	Description	Item No.	Description
1/2" Dr. Six-Point Impact Socket:			
444009	9mm Impact Socket	447810	10mm Deep Impact Socket
444010	10mm Impact Socket	447811	11mm Deep Impact Socket
444011	11mm Impact Socket	447812	12mm Deep Impact Socket
444012	12mm Impact Socket	447813	13mm Deep Impact Socket
444013	13mm Impact Socket	447814	14mm Deep Impact Socket
444014	14mm Impact Socket	447815	15mm Deep Impact Socket
444015	15mm Impact Socket	447816	16mm Deep Impact Socket
444016	16mm Impact Socket	447817	17mm Deep Impact Socket
444017	17mm Impact Socket	447818	18mm Deep Impact Socket
444018	18mm Impact Socket	447819	19mm Deep Impact Socket
444019	19mm Impact Socket	447820	20mm Deep Impact Socket
444020	20mm Impact Socket	447821	21mm Deep Impact Socket
444021	21mm Impact Socket	447822	22mm Deep Impact Socket
444022	22mm Impact Socket	447823	23mm Deep Impact Socket
444023	23mm Impact Socket	447824	24mm Deep Impact Socket
444024	24mm Impact Socket	447826	26mm Deep Impact Socket
444026	26mm Impact Socket	447827	27mm Deep Impact Socket
444027	27mm Impact Socket	447830	30mm Deep Impact Socket
444030	30mm Impact Socket	Accessory:	
1/2" Dr. Six-Point Deep Impact Socket:			
447809	9mm Deep Impact Socket	700108	1/2" Dr. Impact Universal Joint
		480036CMB	1/2" Dr. Extension Bar 125mmL
			Blow Case

GS-440M



8000 g 2 Sets / 17 Kgs / 1.16 CUFT CODE : 021890



GS-434S

GS-434S 34 Piece SAE Master Impact Socket Set

Item No.	Description	Item No.	Description
1/2" Dr. Six-Point Impact Socket:			
464010	5/16" Impact Socket	467812	3/8" Deep Impact Socket
464012	3/8" Impact Socket	467814	7/16" Deep Impact Socket
464014	7/16" Impact Socket	467816	1/2" Deep Impact Socket
464016	1/2" Impact Socket	467818	9/16" Deep Impact Socket
464018	9/16" Impact Socket	467820	5/8" Deep Impact Socket
464020	5/8" Impact Socket	467822	11/16" Deep Impact Socket
464022	11/16" Impact Socket	467824	3/4" Deep Impact Socket
464024	3/4" Impact Socket	467826	13/16" Deep Impact Socket
464026	13/16" Impact Socket	467828	7/8" Deep Impact Socket
464028	7/8" Impact Socket	467830	15/16" Deep Impact Socket
464030	15/16" Impact Socket	467832	1" Deep Impact Socket
464032	1" Impact Socket	467834	1-1/16" Deep Impact Socket
464034	1-1/16" Impact Socket	467836	1-1/8" Deep Impact Socket
464036	1-1/8" Impact Socket	467838	1-3/16" Deep Impact Socket
464038	1-3/16" Impact Socket	467840	1-1/4" Deep Impact Socket
464040	1-1/4" Impact Socket	Accessory:	
1/2" Dr. Six-Point Deep Impact Socket:			
467810	5/16" Deep Impact Socket	700108	1/2" Dr. Impact Universal Joint
		480036CMB	1/2" Dr. Extension Bar 5"L
			Blow Case

8400 g 2 Sets / 16 Kgs / 1.16 CUFT CODE : 020630



Impact Socket Sets

CD-415M 13 Piece Metric Deep Impact Socket Set

Item No.	Description
1/2" Dr. Six-Point Deep Impact Socket:	
447810	10mm Deep Impact Socket
447811	11mm Deep Impact Socket
447812	12mm Deep Impact Socket
447813	13mm Deep Impact Socket
447814	14mm Deep Impact Socket
447816	16mm Deep Impact Socket
447817	17mm Deep Impact Socket
447819	19mm Deep Impact Socket
447821	21mm Deep Impact Socket
447822	22mm Deep Impact Socket
447824	24mm Deep Impact Socket
447827	27mm Deep Impact Socket
447830	30mm Deep Impact Socket

4500 g CODE : 012550
 4 Sets / 19 Kgs / 0.43 CUFT

CM-031 13 Piece SAE Deep Impact Socket Set

Item No.	Description
1/2" Dr. Six-Point Deep Impact Socket:	
467814	7/16" Deep Impact Socket
467816	1/2" Deep Impact Socket
467818	9/16" Deep Impact Socket
467820	5/8" Deep Impact Socket
467822	11/16" Deep Impact Socket
467824	3/4" Deep Impact Socket
467826	13/16" Deep Impact Socket
467828	7/8" Deep Impact Socket
467830	15/16" Deep Impact Socket
467832	1" Deep Impact Socket
467834	1-1/16" Deep Impact Socket
467836	1-1/8" Deep Impact Socket
467840	1-1/4" Deep Impact Socket

4500 g CODE : 012970
 4 Sets / 19 Kgs / 0.43 CUFT

GS-417 17 Piece Metric Impact Socket Set

Item No.	Description
1/2" Dr. Six-Point Impact Socket:	
444008	8mm Impact Socket
444009	9mm Impact Socket
444010	10mm Impact Socket
444011	11mm Impact Socket
444012	12mm Impact Socket
444013	13mm Impact Socket
444014	14mm Impact Socket
444015	15mm Impact Socket
444016	16mm Impact Socket
444017	17mm Impact Socket
444018	18mm Impact Socket
444019	19mm Impact Socket
444021	21mm Impact Socket
444022	22mm Impact Socket
444024	24mm Impact Socket
444027	27mm Impact Socket
444030	30mm Impact Socket

Blow Case
 2800 g CODE : 008500
 6 Sets / 18 Kgs / 1.16 CUFT

CD-415M
(CM-031)



GS-417

CM-008 10 Piece Metric Deep Impact Socket Set

Item No.	Description
1/2" De. Six-Point Deep Impact Socket:	
447811	11mm Deep Impact Socket
447812	12mm Deep Impact Socket
447813	13mm Deep Impact Socket
447814	14mm Deep Impact Socket
447816	16mm Deep Impact Socket
447817	17mm Deep Impact Socket
447819	19mm Deep Impact Socket
447821	21mm Deep Impact Socket
447822	22mm Deep Impact Socket
447824	24mm Deep Impact Socket

Metal Box
 2600 g CODE : 007875
 10 Sets / 27 Kgs / 0.52 CUFT

CM-007
(CM-008)



CM-007 10 Piece SAE Deep Impact Socket Set

Item No.	Description
1/2" Dr. Six-Point Deep Impact Socket:	
467814	7/16" Deep Impact Socket
467816	1/2" Deep Impact Socket
467818	9/16" Deep Impact Socket
467820	5/8" Deep Impact Socket
467822	11/16" Deep Impact Socket
467824	3/4" Deep Impact Socket
467826	13/16" Deep Impact Socket
467828	7/8" Deep Impact Socket
467830	15/16" Deep Impact Socket
467832	1" Deep Impact Socket

Metal Box
 2800 g CODE : 007875
 10 Sets / 29 Kgs / 0.52 CUFT

Impact Socket Sets

1/2

IS-422S 22 Piece SAE Impact Socket Set

Item No.	Description
1/2" Dr. Six-Point Impact Socket:	
464010	5/16" Impact Socket
464012	3/8" Impact Socket
464014	7/16" Impact Socket
464016	1/2" Impact Socket
464018	9/16" Impact Socket
464019	19/32" Impact Socket
464020	5/8" Impact Socket
464022	11/16" Impact Socket
464024	3/4" Impact Socket
464025	25/32" Impact Socket
464026	13/16" Impact Socket
464028	7/8" Impact Socket
464030	15/16" Impact Socket
464032	1" Impact Socket
464034	1-1/16" Impact Socket
464036	1-1/8" Impact Socket
464038	1-3/16" Impact Socket
464040	1-1/4" Impact Socket
464042	1-5/16" Impact Socket
464044	1-3/8" Impact Socket
464046	1-7/16" Impact Socket
464048	1-1/2" Impact Socket

Plastic Tray(1/3)

4330 g CODE : 013655

3 Sets / 14 Kgs / 0.82 CUFT



IS-422S



IS-425M



DI-425M



DI-422S

IS-425M 25 Piece Metric Impact Socket Set

Item No.	Description
1/2" Dr. Six-Point Impact Socket:	
444008	8mm Impact Socket
444009	9mm Impact Socket
444010	10mm Impact Socket
444011	11mm Impact Socket
444012	12mm Impact Socket
444013	13mm Impact Socket
444014	14mm Impact Socket
444015	15mm Impact Socket
444016	16mm Impact Socket
444017	17mm Impact Socket
444018	18mm Impact Socket
444019	19mm Impact Socket
444020	20mm Impact Socket
444021	21mm Impact Socket
444022	22mm Impact Socket
444023	23mm Impact Socket
444024	24mm Impact Socket
444025	25mm Impact Socket
444026	26mm Impact Socket
444027	27mm Impact Socket
444028	28mm Impact Socket
444029	29mm Impact Socket
444030	30mm Impact Socket
444032	32mm Impact Socket
444036	36mm Impact Socket

Plastic Tray(1/3)

4000 g CODE : 013500

3 Sets / 13 Kgs / 0.82 CUFT

DI-425M 25 Piece Metric Deep Impact Socket Set

Item No.	Description
1/2" Dr. Six-Point Deep Impact Socket:	
447808	8mm Deep Impact Socket
447809	9mm Deep Impact Socket
447810	10mm Deep Impact Socket
447811	11mm Deep Impact Socket
447812	12mm Deep Impact Socket
447813	13mm Deep Impact Socket
447814	14mm Deep Impact Socket
447815	15mm Deep Impact Socket
447816	16mm Deep Impact Socket
447817	17mm Deep Impact Socket
447818	18mm Deep Impact Socket
447819	19mm Deep Impact Socket
447820	20mm Deep Impact Socket
447821	21mm Deep Impact Socket
447822	22mm Deep Impact Socket
447823	23mm Deep Impact Socket
447824	24mm Deep Impact Socket
447825	25mm Deep Impact Socket
447826	26mm Deep Impact Socket
447827	27mm Deep Impact Socket
447828	28mm Deep Impact Socket
447829	29mm Deep Impact Socket
447830	30mm Deep Impact Socket
447832	32mm Deep Impact Socket
447836	36mm Deep Impact Socket

Plastic Tray(1/3)

7000 g CODE : 020695

3 Sets / 22 Kgs / 0.82 CUFT

DI-422S 22 Piece SAE Deep Impact Socket Set



Item No.	Description
1/2" Dr. Six-Point Deep Impact Socket:	
467810	5/16" Deep Impact Socket
467812	3/8" Deep Impact Socket
467814	7/16" Deep Impact Socket
467816	1/2" Deep Impact Socket
467818	9/16" Deep Impact Socket
467819	19/32" Deep Impact Socket
467820	5/8" Deep Impact Socket
467822	11/16" Deep Impact Socket
467824	3/4" Deep Impact Socket
467825	25/32" Deep Impact Socket
467826	13/16" Deep Impact Socket
467828	7/8" Deep Impact Socket
467830	15/16" Deep Impact Socket
467832	1" Deep Impact Socket
467834	1-1/16" Deep Impact Socket
467836	1-1/8" Deep Impact Socket
467838	1-3/16" Deep Impact Socket
467840	1-1/4" Deep Impact Socket
467842	1-5/16" Deep Impact Socket
467844	1-3/8" Deep Impact Socket
467846	1-7/16" Deep Impact Socket
467848	1-1/2" Deep Impact Socket

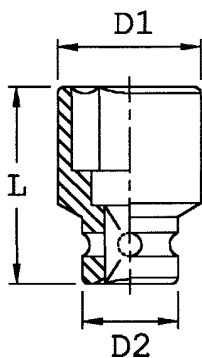
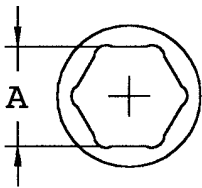
Plastic Tray(1/3)

6700 g CODE : 020700



3 Sets / 21 Kgs / 0.82 CUFT

Metric Impact Sockets - 6 Point



ITEM NO.	A mm	D1 mm	D2 mm	Length mm	Weight g	PCS 	G.W. KGS	CUFT 	CODE @
645217	17	29	38	51	300	50	16.0	0.34	000855
645218	18	31	38	51	300	50	16.0	0.34	000855
645219	19	32	38	51	310	50	16.5	0.34	000855
645220	20	33	38	51	310	50	16.5	0.34	000855
645221	21	35	38	51	310	50	16.5	0.34	000855
645222	22	36	40	51	320	50	17.0	0.34	000855
645223	23	38	40	51	330	50	17.5	0.34	000855
645224	24	39	40	51	330	50	17.5	0.34	000855
645225	25	40	40	54	340	50	18.0	0.41	000855
645226	26	41	41	54	350	50	18.5	0.41	000855
645227	27	42	42	54	360	50	19.0	0.41	000855
645228	28	44	44	54	380	50	20.0	0.41	000910
645229	29	45	44	54	400	50	21.0	0.41	000970
645230	30	46	44	54	430	50	22.5	0.41	000970
645231	31	48	44	54	450	30	14.5	0.34	001025
645232	32	49	44	57	470	30	15.0	0.34	001025
645233	33	50	44	57	480	30	15.5	0.34	001025
645234	34	51	44	57	500	30	16.0	0.34	001115
645235	35	53	44	57	520	30	16.5	0.34	001175
645236	36	54	44	57	540	30	17.5	0.34	001260
645237	37	55	44	57	565	30	18.0	0.34	001315
645238	38	56	44	57	580	30	18.5	0.34	001315
645240	40	59	44	58	610	20	14.0	0.39	001645
645241	41	60	44	58	620	20	14.0	0.39	001645
645243	43	63	44	60	650	20	14.5	0.39	002100
645245	45	65	44	63	740	20	16.0	0.39	002300
645246	46	66	44	63	760	20	16.5	0.39	002300
645248	48	69	44	65	800	20	17.0	0.39	002435
645250	50	71	44	68	850	20	18.0	0.39	002435
645252	52	74	54	70	900	10	10.0	0.43	003675
645254	54	76	54	73	950	10	10.5	0.43	003940
645255	55	78	54	73	1100	10	12.0	0.43	003940
645257	57	80	54	73	1200	10	13.0	0.43	004620
645258	58	81	54	73	1300	10	14.0	0.43	005145
645259	59	83	60	73	1400	10	15.0	0.43	005670
645260	60	84	60	80	1500	10	16.0	0.43	006195
645263	63	88	60	80	1650	10	17.5	0.43	006825
645265	65	90	60	85	1800	6	12.0	0.37	007350
645270	70	96	60	90	2000	6	13.0	0.37	007875



SAE Impact Sockets - 6 Point



ITEM NO.	A Inch	D1 mm	D2 mm	Length mm	Weight g	PCS 	G.W. KGS	CUFT 	CODE @
665222	11/16	30	38	51	300	50	16.0	0.34	000855
665224	3/4	32	38	51	310	50	16.5	0.34	000855
665225	25/32	33	38	51	310	50	16.5	0.34	000855
665226	13/16	35	38	51	310	50	16.5	0.34	000855
665228	7/8	36	40	51	320	50	17.0	0.34	000855
665230	15/16	39	40	51	330	50	17.5	0.34	000855
665232	1	40	40	54	340	50	18.0	0.41	000855
665234	1-1/16	42	42	54	360	50	19.0	0.41	000855
665236	1-1/8	45	44	54	400	50	21.0	0.41	000910
665238	1-3/16	46	44	54	430	50	22.5	0.41	000970
665240	1-1/4	49	44	57	470	30	15.0	0.34	001025
665242	1-5/16	50	44	57	480	30	15.5	0.34	001115
665244	1-3/8	53	44	57	520	30	16.5	0.34	001175
665246	1-7/16	54	44	57	550	30	17.5	0.34	001260
665248	1-1/2	56	44	57	580	30	18.5	0.34	001315
665250	1-9/16	59	44	58	610	20	14.0	0.39	001645
665252	1-5/8	60	44	58	620	20	14.0	0.39	001645
665254	1-11/16	63	44	60	650	20	14.5	0.39	001910

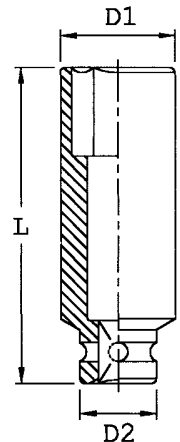
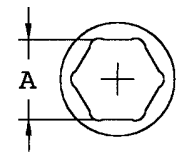
SAE Impact Sockets - 6 Point

ITEM NO.	A Inch	D1 mm	D2 mm	Length mm	Weight g	PCS 	G.W. KGS	CUFT 	CODE @
665256	1-3/4	65	44	63	730	20	16.0	0.39	002100
665258	1-13/16	66	44	63	760	20	16.5	0.39	002300
665260	1-7/8	69	44	65	800	20	17.0	0.39	002435
665262	1-15/16	70	44	65	840	20	18.0	0.39	003150
665264	2	72	44	68	890	20	19.0	0.39	003150
665266	2-1/16	74	54	70	900	10	10.0	0.43	003940
665268	2-1/8	76	54	73	950	10	10.5	0.43	003940
665270	2-3/16	78	54	73	1100	10	12.0	0.43	003940
665272	2-1/4	80	54	73	1200	10	13.0	0.43	004620
665274	2-5/16	83	60	73	1400	10	15.0	0.43	005670
665276	2-3/8	84	60	80	1500	10	16.0	0.43	006195
665280	2-1/2	88	60	80	1650	10	17.5	0.43	006825
665284	2-5/8	92	60	85	1850	6	12.0	0.37	007350
665288	2-3/4	96	60	90	2000	6	13.0	0.37	007875





Metric Deep Impact Sockets - 6 Point

ITEM NO.	A mm	D1 mm	D2 mm	Length mm	Weight g	PCS 	G.W. KGS	CUFT 	CODE @
649517	17	29	38	90	500	30	16.0	0.52	001640
649518	18	31	38	90	500	30	16.0	0.52	001640
649519	19	32	38	90	500	30	16.0	0.52	001640
649520	20	33	38	90	500	30	16.0	0.52	001640
649521	21	35	38	90	510	30	16.5	0.52	001640
649522	22	36	40	90	530	30	17.0	0.52	001640
649523	23	38	40	90	540	30	17.5	0.52	001640
649524	24	39	40	90	540	30	17.5	0.52	001640
649525	25	40	40	90	570	30	18.0	0.52	001640
649526	26	41	41	90	620	30	20.0	0.52	001640
649527	27	42	42	90	690	30	22.0	0.52	001640
649528	28	44	44	90	720	30	23.0	0.52	001760
649529	29	45	44	90	750	30	24.0	0.52	001760
649530	30	46	44	90	760	30	24.5	0.52	001875
649532	32	49	44	90	790	30	25.0	0.52	001935
649533	33	50	44	90	820	30	26.0	0.52	001995
649534	34	51	44	90	850	30	26.5	0.52	002075
649535	35	53	44	90	880	30	27.5	0.52	002155
649536	36	54	44	90	880	30	28.0	0.52	002260
649538	38	56	44	90	900	30	28.0	0.52	002340
649540	40	59	44	90	960	10	11.0	0.31	002890
649541	41	60	44	90	1000	10	11.0	0.31	003415
649542	42	61	44	90	1050	10	12.0	0.31	003675
649543	43	63	44	90	1100	10	12.5	0.31	003675
649545	45	65	44	95	1200	10	13.0	0.31	003940
649546	46	66	44	95	1200	10	13.0	0.31	004465
649548	48	69	44	100	1300	10	14.0	0.31	004935
649550	50	71	44	100	1300	10	14.0	0.31	004935

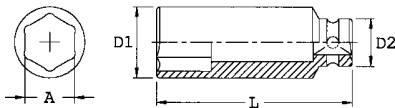


SAE Deep Impact Sockets - 6 Point

ITEM NO.	A Inch	D1 mm	D2 mm	Length mm	Weight g	PCS 	G.W. KGS	CUFT 	CODE @
669522	11/16	30	38	90	500	30	16.0	0.52	001640
669524	3/4	32	38	90	500	30	16.0	0.52	001640
669525	25/32	33	38	90	500	30	16.0	0.52	001640
669526	13/16	35	38	90	510	30	16.5	0.52	001640
669528	7/8	36	40	90	530	30	17.0	0.52	001640
669530	15/16	39	40	90	540	30	17.5	0.52	001640
669532	1	40	40	90	570	30	18.0	0.52	001640

3/4

Impact Sockets



SAE Deep Impact Sockets - 6 Point

ITEM NO.	A Inch	D1 mm	D2 mm	Length mm	Weight g	PCS 	G.W. KGS	CUFT 	CODE @
669534	1-1/16	42	42	90	690	30	22.0	0.52	001640
669534T	1-1/16	40	44	90	650	30	20.5	0.52	001640
669536	1-1/8	45	44	90	720	30	23.0	0.52	001760
669536T	1-1/8	43	44	90	680	30	21.5	0.52	001760
669538	1-3/16	46	44	90	760	30	24.0	0.52	001875
669540	1-1/4	49	44	90	790	30	25.0	0.52	001935
669540T	1-1/4	47	44	90	740	30	23.5	0.52	001935
669542	1-5/16	50	44	90	820	30	26.0	0.52	002075
669544	1-3/8	53	44	90	880	30	27.5	0.52	002155
669546	1-7/16	54	44	90	900	30	28.0	0.52	002260
669548	1-1/2	56	44	90	900	10	10.0	0.31	002340
669550	1-9/16	59	44	90	950	10	10.5	0.31	002890
669552	1-5/8	60	44	90	1000	10	11.0	0.31	003415
669554	1-11/16	63	44	90	1100	10	12.0	0.31	003675
669556	1-3/4	65	44	95	1200	10	13.0	0.31	003940
669558	1-13/16	66	44	95	1200	10	13.0	0.31	004465
669560	1-7/8	69	44	100	1300	10	14.0	0.31	004935
669562	1-15/16	70	44	100	1300	10	14.0	0.31	004935
669564	2	72	44	100	1350	10	14.5	0.31	005250

The "T" after certain Item No. indicates Thin Wall Impact Socket

Accessories

A Impact Adapters

ITEM NO.	Female Drive	Male Drive	Length mm	Weight g	PCS 	G.W. KGS	CUFT 	CODE @
640604	3/4"	1/2" w/Pin Hole	63	240	50	13.0	0.34	001040
640604B	3/4"	1/2" w/Steel Ball	63	240	50	13.0	0.34	001040
640608	3/4"	1" w/Pin Hole	65	320	50	11.0	0.38	001090
640608B	3/4"	1" w/Steel Bal	65	320	50	11.0	0.38	001090



A

B Impact Universal Joints

ITEM NO.	Male Drive	Outside Diameter	Length mm	Weight g	PCS 	G.W. KGS	CUFT 	CODE @
640606	3/4" w/Pin Hole	44 mm	110	680	12	9.5	0.30	004870
640606B	3/4" w/Steel Ball	44 mm	110	680	12	9.5	0.30	004870

Allows for a smooth, bind free action while increasing access. Available in both standard and deep lengths.



B

C Impact Extension Bars

ITEM NO.	Male Drive	Length mm	Weight g	PCS 	G.W. KGS	CUFT 	CODE @
640100	3/4" w/Pin Hole	100	600	20	13.0	0.34	002205
640100B	3/4" w/Steel Ball	100	600	20	13.0	0.34	002205
640150	3/4" w/Pin Hole	150	700	12	9.5	0.30	002435
640150B	3/4" w/Steel Ball	150	700	12	9.5	0.30	002435
640200	3/4" w/Pin Hole	200	880	10	10.0	0.34	002565
640200B	3/4" w/Steel Ball	200	880	10	10.0	0.34	002565
640250	3/4" w/Pin Hole	250	1060	10	12.0	0.62	002695
640250B	3/4" w/Steel Ball	250	1060	10	12.0	0.62	002695



C

Impact Socket Sets

3/4

IS-627M 27 Piece Metric Impact Socket Set

Item No.	Description
3/4" Dr. Six-Point Impact Socket:	
645217	17mm Impact Socket
645219	19mm Impact Socket
645220	20mm Impact Socket
645221	21mm Impact Socket
645222	22mm Impact Socket
645223	23mm Impact Socket
645224	24mm Impact Socket
645227	27mm Impact Socket
645230	30mm Impact Socket
645231	31mm Impact Socket
645232	32mm Impact Socket
645233	33mm Impact Socket
645234	34mm Impact Socket
645235	35mm Impact Socket
645236	36mm Impact Socket
645237	37mm Impact Socket
645238	38mm Impact Socket
645240	40mm Impact Socket
645241	41mm Impact Socket
645245	45mm Impact Socket
645246	46mm Impact Socket
645248	48mm Impact Socket
645250	50mm Impact Socket
645254	54mm Impact Socket
645255	55mm Impact Socket
645257	57mm Impact Socket
645260	60mm Impact Socket

Blow Case

18500 g CODE : 040920

1 Set / 19 Kgs / 1.40 CUFT

IS-627S 27 Piece SAE Impact Socket Set

Item No.	Description
3/4" Dr. Six-Point Impact Socket:	
665224	3/4" Impact Socket
665225	25/32" Impact Socket
665226	13/16" Impact Socket
665228	7/8" Impact Socket
665230	15/16" Impact Socket
665232	1" Impact Socket
665234	1-1/16" Impact Socket
665236	1-1/8" Impact Socket
665238	1-3/16" Impact Socket
665240	1-1/4" Impact Socket
665242	1-5/16" Impact Socket
665244	1-3/8" Impact Socket
665246	1-7/16" Impact Socket
665248	1-1/2" Impact Socket
665250	1-9/16" Impact Socket
665252	1-5/8" Impact Socket
665254	1-11/16" Impact Socket
665256	1-3/4" Impact Socket
665258	1-13/16" Impact Socket
665260	1-7/8" Impact Socket
665262	1-15/16" Impact Socket
665264	2" Impact Socket
665266	2-1/16" Impact Socket
665268	2-1/8" Impact Socket
665270	2-3/16" Impact Socket
665272	2-1/4" Impact Socket
665276	2-3/8" Impact Socket

Blow Case

20000 g CODE : 049250

1 Set / 21 Kgs / 1.40 CUFT

IS-627M
(IS-627S)



TR-611MS 11 Piece SAE & Metric Truck Wheel Impact Socket Set

Item No.	Description
3/4" Dr. Metric Square Impact Socket:	
649517S	17mm Square Impact Socket
649521S	21mm Square Impact Socket
3/4" Dr. SAE Square Impact Socket:	
669526S	13/16" Square Impact Socket
3/4" Dr. Six-Point Metric Deep Impact Socket:	
649533	33mm Deep Impact Socket
649535	35mm Deep Impact Socket
649538	38mm Deep Impact Socket
649541	41mm Deep Impact Socket
3/4" Dr. SAE Deep Thin Wall Impact Socket:	
669534T	1-1/16" Deep Thin Wall Impact Socket
669536T	1-1/8" Deep Thin Wall Impact Socket
669540T	1-1/4" Deep Thin Wall Impact Socket
3/4" Dr. SAE Deep Budd Wheel Impact Socket:	
669548B	1-1/2" Deep Budd Wheel Impact Socket

Blow Case

8540 g CODE : 023090

2 Sets / 18 Kgs / 0.95 CUFT

TR-611MS



- These 1" & 3/4" Dr. impact socket sets designed for servicing truck wheels.
- The most popular SAE and Metric impact socket sizes for truck wheel fasteners.
- 4-Point impact sockets for inner Budd-style square fasteners on truck wheels.
- Special 1-1/2" Hex deep impact socket designed for outer cap nuts on Budd-style truck wheels.
- Deep Thin Wall impact sockets designed for truck wheel servicing when removing Dayton Style Lug Nuts that are deeply recessed and where space is very limited.
- Metric impact socket set for servicing tired and wheels on a complete range of European and Japanese trucks with metric wheel fasteners.



CM-610M 10 Piece Metric Impact Socket Set

Item No.	Description
3/4" Dr. Six-Point Impact Socket:	
645219	19mm Impact Socket
645222	22mm Impact Socket
645224	24mm Impact Socket
645227	27mm Impact Socket
645230	30mm Impact Socket
645232	32mm Impact Socket
645233	33mm Impact Socket
645236	36mm Impact Socket

Accessory:

640150	Extension Bar 150mmL
640606	Universal Joint

Metal Box

 4750 g	CODE : 015070
 4 Sets / 20 Kgs / 0.60 CUFT	



CM-610S 10 Piece SAE Impact Socket Set

Item No.	Description
3/4" Dr. Six-Point Impact Socket:	
665224	3/4" Impact Socket
665228	7/8" Impact Socket
665230	15/16" Impact Socket
665232	1" Impact Socket
665234	1-1/16" Impact Socket
665236	1-1/8" Impact Socket
665240	1-1/4" Impact Socket
665244	1-3/8" Impact Socket

Accessory:

640150	Extension Bar 150mmL
640606	Universal Joint

Metal Box

 5500 g	CODE : 015070
 4 Sets / 23 Kgs / 0.60 CUFT	



CM-610M
(CM-610S)



CM-022 8 Piece Metric Impact Socket Set

Item No.	Description
3/4" Dr. Six-Point Impact Socket:	
645226	26mm Impact Socket
645227	27mm Impact Socket
645229	29mm Impact Socket
645230	30mm Impact Socket
645232	32mm Impact Socket
645235	35mm Impact Socket
645236	36mm Impact Socket
645238	38mm Impact Socket

Metal Box

 4160 g	CODE : 008600
 6 Sets / 26 Kgs / 0.62 CUFT	





CM-022
(CM-021)

CM-021 8 Piece SAE Impact Socket Set

Item No.	Description
3/4" Dr. Six-Point Impact Socket:	
665232	1" Impact Socket
665234	1-1/16" Impact Socket
665236	1-1/8" Impact Socket
665240	1-1/4" Impact Socket
665242	1-5/16" Impact Socket
665244	1-3/8" Impact Socket
665246	1-7/16" Impact Socket
665248	1-1/2" Impact Socket

Metal Box

 4160 g	CODE : 008600
 6 Sets / 26 Kgs / 0.62 CUFT	

CM-023M2 8 Piece Metric Deep Impact Socket Set

Item No.	Description
3/4" Dr. Six-Point Deep Impact Socket:	
649526	26mm Deep Impact Socket
649527	27mm Deep Impact Socket
649529	29mm Deep Impact Socket
649530	30mm Deep Impact Socket
649532	32mm Deep Impact Socket
649535	35mm Deep Impact Socket
649536	36mm Deep Impact Socket
649538	38mm Deep Impact Socket

Metal Box

⚖️ 6750 g CODE : 015440

📦 4 Sets / 28 Kgs / 0.62 CUFT

CM-023M2 (CM-023-1)



CM-023-1 8 Piece SAE Deep Impact Socket Set

Item No.	Description
3/4" Dr. Six-Point Deep Impact Socket:	
669532	1" Deep Impact Socket
669534	1-1/16" Deep Impact Socket
669536	1-1/8" Deep Impact Socket
669540	1-1/4" Deep Impact Socket
669542	1-5/16" Deep Impact Socket
669544	1-3/8" Deep Impact Socket
669546	1-7/16" Deep Impact Socket
669548	1-1/2" Deep Impact Socket

Metal Box

⚖️ 6750 g CODE : 015440

📦 4 Sets / 28 Kgs / 0.62 CUFT



CM-608M4 (CM-608S4)

CM-608M4 8 Piece Metric Deep Impact Socket Set

Item No.	Description
3/4" Dr. Budd Wheel Impact Socket:	
649519S	19mm Square Deep Impact Socket
649521S	21mm Square Deep Impact Socket
3/4" Dr. Six-Point Deep Impact Socket:	
649527	27mm Deep Impact Socket
649530	30mm Deep Impact Socket
649532	32mm Deep Impact Socket
649535	35mm Deep Impact Socket
649538	38mm Deep Impact Socket
649541	41mm Deep Impact Socket

Metal Box

⚖️ 6500 g CODE : 018745

📦 4 Sets / 27 Kgs / 0.62 CUFT

CM-608S4 8 Piece SAE Deep Impact Socket Set

Item No.	Description
3/4" Dr. Budd Wheel Impact Socket:	
669524S	3/4" Square Deep Impact Socket
669526S	13/16" Square Deep Impact Socket
3/4" Dr. Six-Point Deep Impact Socket:	
669534	1-1/16" Deep Impact Socket
669536	1-1/8" Deep Impact Socket
669538	1-3/16" Deep Impact Socket
669540	1-1/4" Deep Impact Socket
669544	1-3/8" Deep Impact Socket
669548	1-1/2" Deep Impact Socket

Metal Box



⚖️ 6300 g CODE : 018745

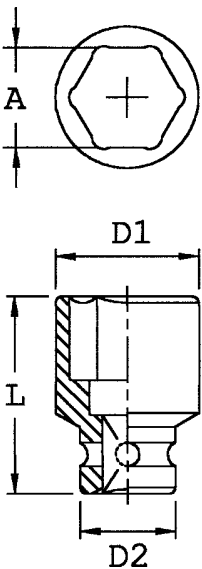
📦 4 Sets / 27 Kgs / 0.62 CUFT

1"



Impact Sockets

Metric Impact Sockets - 6 Point



ITEM NO.	A mm	D1 mm	D2 mm	Length mm	Weight g	PCS 	G.W. KGS	CUFT 	CODE @
847021	21	38	50	60	550	30	17.5	0.38	001550
847022	22	39	50	60	560	30	18.0	0.38	001550
847023	23	41	50	60	560	30	18.0	0.38	001550
847024	24	42	50	60	570	30	18.0	0.38	001550
847025	25	43	50	60	570	30	18.0	0.38	001550
847026	26	44	50	60	580	30	18.5	0.38	001550
847027	27	46	50	60	580	30	18.5	0.38	001550
847028	28	47	50	60	590	30	19.0	0.38	001550
847029	29	48	50	60	600	30	19.0	0.38	001550
847030	30	49	50	62	620	30	20.0	0.38	001550
847032	32	52	52	63	660	30	21.0	0.38	001655
847033	33	53	53	63	680	30	21.5	0.38	001710
847034	34	54	54	63	710	30	22.5	0.38	001760
847035	35	56	52	63	710	30	22.5	0.38	001815
847036	36	57	53	67	730	20	16.0	0.39	001865
847038	38	59	54	67	740	20	16.0	0.39	001970
847040	40	62	54	67	750	20	16.0	0.39	002100
847041	41	63	54	70	930	20	20.0	0.39	002285
847042	42	64	54	70	960	20	21.0	0.39	002625
847043	43	66	54	70	980	20	21.0	0.39	002625
847046	46	69	54	70	1210	20	25.5	0.39	003150
847048	48	72	54	70	1260	10	14.0	0.43	003675
847050	50	74	54	70	1370	10	15.0	0.43	003940
847052	52	77	54	82	1430	10	15.5	0.43	004200
847054	54	79	54	82	1550	10	16.5	0.43	004465
847055	55	81	55	87	1620	10	17.5	0.43	004725
847057	57	83	57	87	1670	10	18.0	0.43	004990
847058	58	84	57	87	1750	10	18.5	0.43	005250
847059	59	86	57	87	1800	10	19.0	0.43	005775
847060	60	87	60	91	1900	6	12.5	0.41	006300
847063	63	91	60	91	2000	6	13.0	0.41	006825
847065	65	93	65	95	2400	6	15.5	0.41	007875
847070	70	99	70	100	2500	6	16.0	0.41	010500
847075	75	106	70	105	2800	6	18.0	0.41	013650
847080	80	112	80	105	2900	6	19.0	0.41	016800
847085	85	118	86	110	3200	3	11.0	0.31	019950
847090	90	124	86	110	3800	3	12.5	0.31	023625



SAE Impact Sockets - 6 Point



ITEM NO.	A Inch	D1 mm	D2 mm	Length mm	Weight g	PCS 	G.W. KGS	CUFT 	CODE @
867026	13/16	38	50	60	550	30	17.5	0.38	001550
867028	7/8	39	50	60	560	30	18.0	0.38	001550
867030	15/16	42	50	60	570	30	18.0	0.38	001550
867032	1	44	50	60	570	30	18.0	0.38	001550
867034	1-1/16	46	50	60	580	30	18.5	0.38	001550
867036	1-1/8	48	50	60	600	30	19.0	0.38	001550
867038	1-3/16	49	50	62	620	30	19.5	0.38	001550
867040	1-1/4	52	52	63	660	30	21.0	0.38	001655
867042	1-5/16	53	53	63	680	30	21.5	0.38	001710
867044	1-3/8	56	52	63	710	30	22.5	0.38	001815
867046	1-7/16	57	54	67	730	20	16.0	0.39	001970
867048	1-1/2	59	54	67	740	20	16.0	0.39	001970
867050	1-9/16	62	54	67	750	20	16.0	0.39	002100
867052	1-5/8	63	54	70	930	20	20.0	0.39	002285
867054	1-11/16	66	54	70	980	20	21.0	0.39	002625
867056	1-3/4	68	54	70	1050	20	22.0	0.39	002890
867058	1-13/16	70	54	70	1210	20	25.5	0.39	003150
867060	1-7/8	72	54	70	1260	10	14.0	0.43	003675
867062	1-15/16	73	54	70	1300	10	14.0	0.43	003940

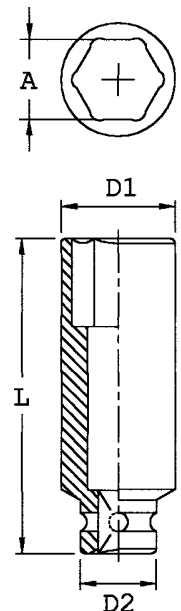
SAE Impact Sockets - 6 Point

ITEM NO.	A Inch	D1 mm	D2 mm	Length mm	Weight g	PCS 	G.W. KGS	CUFT 	CODE @
867064	2	75	54	70	1430	10	15.5	0.43	004200
867066	2-1/16	77	54	82	1430	10	15.5	0.43	004465
867068	2-1/8	79	54	82	1550	10	16.5	0.43	004465
867070	2-3/16	81	55	87	1620	10	17.5	0.43	004725
867072	2-1/4	83	57	87	1670	10	18.0	0.43	004990
867074	2-5/16	86	57	87	1800	10	19.0	0.41	005775
867076	2-3/8	87	60	91	1900	6	12.5	0.41	006300
867080	2-1/2	91	60	91	2000	6	13.0	0.41	006825
867084	2-5/8	95	65	95	2400	6	15.5	0.41	008400
867088	2-3/4	99	70	100	2500	6	16.0	0.41	010500
867090	2-13/16	101	70	100	2600	6	17.0	0.41	012075
867094	2-15/16	106	70	105	2800	6	18.0	0.41	013650
867096	3	107	70	105	2900	3	10.0	0.31	015225
867100	3-1/8	112	80	105	2900	3	10.0	0.31	016800
867108	3-3/8	118	86	110	3200	3	11.0	0.31	019950
867112	3-1/2	124	86	110	3800	3	12.5	0.31	023625





Metric Deep Impact Sockets - 6 Point

ITEM NO.	A mm	D1 mm	D2 mm	Length mm	Weight g	PCS 	G.W. KGS	CUFT 	CODE @
849519	19	36	50	90	800	20	17.0	0.34	002205
849521	21	38	50	90	800	20	17.0	0.34	002205
849522	22	39	50	90	800	20	17.0	0.34	002205
849523	23	41	50	90	840	20	18.0	0.34	002205
849524	24	42	50	90	840	20	18.0	0.34	002205
849525	25	43	50	90	860	20	18.5	0.34	002205
849526	26	44	50	90	890	20	19.0	0.34	002205
849527	27	46	50	90	890	20	19.0	0.34	002205
849528	28	47	50	90	900	20	19.0	0.34	002285
849529	29	48	50	90	900	20	19.0	0.34	002285
849530	30	49	50	90	930	20	20.0	0.34	002285
849532	32	52	52	90	950	20	20.0	0.34	002285
849533	33	53	53	90	950	10	10.5	0.31	002550
849534	34	54	54	90	1000	10	11.0	0.31	002680
849535	35	56	52	90	1050	10	11.5	0.31	002785
849536	36	57	53	90	1050	10	11.5	0.31	002940
849538	38	59	54	90	1190	10	13.0	0.31	003150
849541	41	63	54	90	1220	10	23.5	0.31	003415
849542	42	64	54	90	1250	10	13.5	0.31	003675
849543	43	66	54	90	1270	10	14.0	0.31	003675
849546	46	69	54	100	1500	10	16.0	0.31	004200
849548	48	72	54	100	1570	10	17.0	0.31	004725
849550	50	74	54	100	1600	10	17.0	0.31	005250
849552	52	77	54	100	1700	6	11.5	0.41	005515
849554	54	79	54	100	1750	6	11.5	0.41	005775
849555	55	81	55	110	1950	6	13.0	0.31	006040
849557	57	83	57	110	2000	6	13.0	0.31	006300
849558	58	84	57	110	2050	6	13.5	0.31	006565
849559	59	86	57	110	2100	6	13.5	0.31	006825
849560	60	87	60	110	2150	6	14.0	0.31	007350
849563	63	91	60	120	2400	6	15.5	0.41	008140
849565	65	93	65	120	2640	6	17.0	0.41	009190
849570	70	99	70	125	3000	6	19.0	0.41	012075





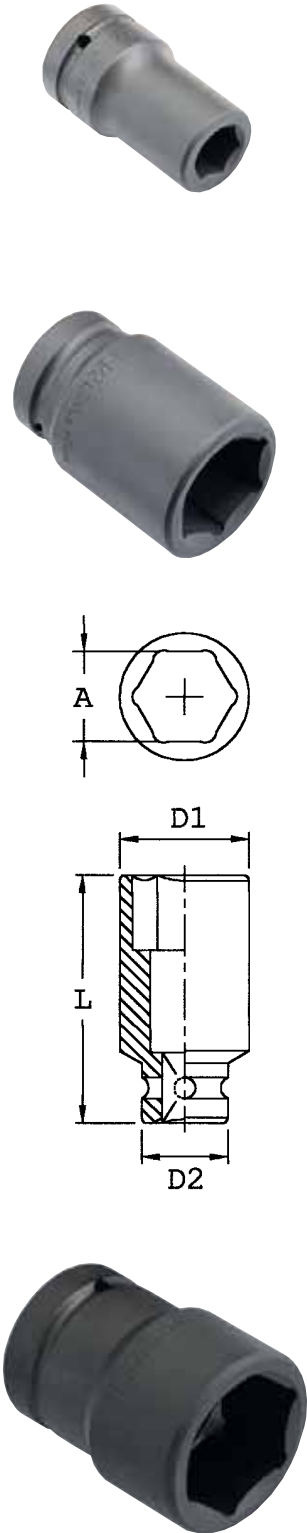
SAE Deep Impact Sockets - 6 Point

ITEM NO.	A Inch	D1 mm	D2 mm	Length mm	Weight g	PCS 	G.W. KGS	CUFT 	CODE @
869524	3/4	36	50	90	800	20	17.0	0.34	002205
869526	13/16	38	50	90	800	20	17.0	0.34	002205
869528	7/8	39	50	90	800	20	17.0	0.34	002205
869530	15/16	42	50	90	840	20	18.0	0.34	002205
869532	1	44	50	90	860	20	18.5	0.34	002205
869534	1-1/16	46	50	90	890	20	19.0	0.34	002205
869534T	1-1/16	44	50	90	850	20	18.0	0.34	002205
869536	1-1/8	48	50	90	900	20	19.0	0.34	002285
869536T	1-1/8	46	50	90	850	20	18.0	0.34	002285
869538	1-3/16	49	50	90	930	20	20.0	0.34	002285
869540	1-1/4	52	52	90	950	20	20.0	0.34	002285
869540T	1-1/4	49	52	90	900	20	19.0	0.34	002285
869542	1-5/16	53	53	90	950	10	10.5	0.31	002550
869544	1-3/8	56	52	90	1050	10	11.5	0.31	002785
869546	1-7/16	57	54	90	1100	10	12.5	0.31	002940
869548	1-1/2	59	54	90	1190	10	13.0	0.31	003150
869550	1-9/16	62	54	90	1200	10	13.0	0.31	003150
869552	1-5/8	63	54	90	1220	10	23.5	0.31	003415
869554	1-11/16	66	54	90	1270	10	14.0	0.31	003675
869556	1-3/4	68	54	95	1350	10	14.5	0.31	003940
869558	1-13/16	69	54	100	1500	10	16.0	0.31	004200
869560	1-7/8	72	54	100	1570	6	10.5	0.41	004725
869562	1-15/16	73	54	100	1600	6	11.0	0.41	004990
869564	2	75	54	100	1650	6	11.0	0.41	005250
869566	2-1/16	77	54	100	1700	6	11.5	0.41	005515
869568	2-1/8	79	54	100	1750	6	11.5	0.41	005775
869570	2-3/16	81	55	110	1950	6	13.0	0.31	006040
869572	2-1/4	83	57	110	2000	6	13.0	0.31	006300
869574	2-5/16	86	57	110	2100	6	13.5	0.31	006825
869576	2-3/8	87	60	110	2150	6	14.0	0.31	007350
869580	2-1/2	91	60	120	2400	6	15.5	0.31	008140
869584	2-5/8	95	65	120	2700	6	17.5	0.31	009450
869588	2-3/4	99	70	125	3000	6	19.0	0.31	012075
869596	3	107	70	150	5660	3	18.0	0.31	017500

The "T" after certain Item No. indicates Thin Wall Impact Socket

Metric Thin Wall Impact Sockets - 6 Point

ITEM NO.	A mm	D1 mm	D2 mm	Length mm	Weight g	PCS 	G.W. KGS	CUFT 	CODE @
848022	22	35	52	68	560	30	18.0	0.52	001995
848023	23	37	52	68	560	30	18.0	0.52	001995
848024	24	38	52	68	570	30	18.5	0.52	001995
848025	25	39	52	68	570	30	18.5	0.52	001995
848026	26	40	52	68	580	30	19.0	0.52	001995
848027	27	42	52	68	580	30	19.0	0.52	001995
848028	28	43	52	73	590	30	19.0	0.52	002050
848029	29	44	52	73	600	30	19.0	0.52	002050
848030	30	45	52	73	620	30	20.0	0.52	002050
848032	32	48	52	73	640	30	20.0	0.52	002050
848033	33	49	52	73	650	30	20.5	0.52	002260
848034	34	50	52	76	670	30	21.5	0.52	002260
848035	35	52	52	76	680	30	21.5	0.52	002310
848036	36	53	52	76	690	30	22.0	0.52	002310
848038	38	55	52	80	710	30	22.5	0.52	002365
848041	41	59	52	80	720	30	23.0	0.52	002625



Accessories

A Impact Adapters

ITEM NO.	Female Drive	Male Drive	Length mm	Weight g	PCS	G.W. KGS	CUFT	CODE @
841006	1"	3/4" w/Pin Hole	70	540	30	17.5	0.38	002180
841006B	1"	3/4" w/Steel Ball	70	540	30	17.5	0.38	002180
841012	1"	1-1/2" w/Pin Hole	80	720	30	22.5	0.52	001965
841012B	1"	1-1/2" w/Steel Ball	80	720	30	22.5	0.52	001965



B Impact Universal Joints

ITEM NO.	Male Drive	Outside Diameter	Length mm	Weight g	PCS	G.W. KGS	CUFT	CODE @
840808	1" w/Pin Hole	52 mm	130	1150	20	20.5	0.30	006490
840808B	1" w/Steel Ball	52 mm	130	1150	20	20.5	0.30	006490

Allows for a smooth, bind free action while increasing access. Available in both standard and deep lengths.



C Impact Extension Bars

ITEM NO.	Male Drive	Length mm	Weight g	PCS	G.W. KGS	CUFT	CODE @
840150	1" w/Pin Hole	150	1170	12	15.0	0.34	004095
840150B	1" w/Steel Ball	150	1170	12	15.0	0.34	004095
841064	1" w/Pin Hole	200	1520	12	19.5	0.34	004675
841064B	1" w/Steel Ball	200	1520	12	19.5	0.34	004675
840250	1" w/Pin Hole	250	1880	6	12.5	0.34	006300
840250B	1" w/Steel Ball	250	1880	6	12.5	0.34	006300
840400	1" w/Pin Hole	400	3100	6	19.5	0.34	010000
840400B	1" w/Steel Ball	400	3100	6	19.5	0.34	010000



IS-817M 17 Piece Metric Impact Socket Set

Item No. Description
1" Dr. Six-Point Impact Socket:

847024	24mm Impact Socket
847027	27mm Impact Socket
847030	30mm Impact Socket
847032	32mm Impact Socket
847033	33mm Impact Socket
847035	35mm Impact Socket
847036	36mm Impact Socket
847038	38mm Impact Socket
847041	41mm Impact Socket
847046	46mm Impact Socket
847050	50mm Impact Socket
847054	54mm Impact Socket
847055	55mm Impact Socket
847060	60mm Impact Socket
847065	65mm Impact Socket
847070	70mm Impact Socket
847075	75mm Impact Socket

Metal Box

21570 g CODE : 063500

1 Set / 22.5 Kgs / 1.4 CUFT

IS-817S 17 Piece SAE Impact Socket Set

Item No. Description
1" Dr. Six-Point Impact Socket:

867046	1-7/16" Impact Socket
867048	1-1/2" Impact Socket
867052	1-5/8" Impact Socket
867054	1-11/16" Impact Socket
867056	1-3/4" Impact Socket
867058	1-13/16" Impact Socket
867060	1-7/8" Impact Socket
867064	2" Impact Socket
867068	2-1/8" Impact Socket
867070	2-3/16" Impact Socket
867072	2-1/4" Impact Socket
867076	2-3/8" Impact Socket
867080	2-1/2" Impact Socket
867084	2-5/8" Impact Socket
867088	2-3/4" Impact Socket
867094	2-15/16" Impact Socket
867100	3-1/8" Impact Socket

Metal Box

27670 g CODE : 089480

1 Set / 28.5 Kgs / 1.4 CUFT



IS-817M
(IS-817S)

1"

Truck Wheel Impact Socket Sets

TR-811M 11 Piece Metric Truck Wheel Impact Socket Set

Item No.	Description
1" Dr. Square Impact Socket:	
846017S	17mm Square Impact Socket
846020S	20mm Square Impact Socket
846021S	21mm Square Impact Socket
1" Dr. Six-Point Impact Socket:	
847027	27mm Impact Socket
847030	30mm Impact Socket
847032	32mm Impact Socket
1" Dr. Six-Point Deep Impact Socket:	
849533	33mm Deep Impact Socket
849535	35mm Deep Impact Socket
849536	36mm Deep Impact Socket
849538	38mm Deep Impact Socket
849541	41mm Deep Impact Socket

9340 g CODE : 023400
 2 Sets / 20 Kgs / 0.95 CUFT

TR-811S 11 Piece SAE Truck Wheel Impact Socket Set

Item No.	Description
1" Dr. Square Impact Socket:	
866026S	13/16" Square Impact Socket
866030S	15/16" Square Impact Socket
1" Dr. Six-Point Impact Socket:	
867028	7/8" Impact Socket
867030	15/16" Impact Socket
867032	1" Impact Socket
867038	1-3/16" Impact Socket
1" Dr. Deep Thin Wall Impact Socket:	
869534T	1-1/16" Deep Thin Wall Impact Socket
869536T	1-1/8" Deep Thin Wall Impact Socket
869540T	1-1/4" Deep Thin Wall Impact Socket
1" Dr. Deep Budd Wheel Impact Socket:	
869548B	1-1/2" Deep Budd Wheel Impact Socket
1" Dr. Six-Point Deep Impact Socket:	
869556	1-3/4" Deep Impact Socket

8620 g CODE : 023670
 2 Sets / 18.5 Kgs / 0.95 CUFT

TR-811M

TR-811S

TR-811MS 11 Piece SAE & Metric Truck Wheel Impact Socket Set

Item No.	Description
1" Dr. Metric Square Impact Socket:	
846017S	17mm Square Impact Socket
846021S	21mm Square Impact Socket
SAE Square Impact Socket:	
866026S	13/16" Square Impact Socket
1" Dr. Six-Point Metric Deep Impact Socket:	
849533	33mm Deep Impact Socket
849535	35mm Deep Impact Socket
849538	38mm Deep Impact Socket
849541	41mm Deep Impact Socket
1" Dr. SAE Deep Thin Wall Impact Socket:	
869534T	1-1/16" Deep Thin Wall Impact Socket
869536T	1-1/8" Deep Thin Wall Impact Socket
869540T	1-1/4" Deep Thin Wall Impact Socket
1" Dr. SAE Deep Budd Wheel Impact Socket:	
869548B	1-1/2" Deep Budd Wheel Impact Socket

9860 g CODE : 026760
 2 Sets / 21 Kgs / 0.95 CUFT



TR-811MS

- These 1" & 3/4" Dr. impact socket sets designed for servicing truck wheels.
- The most popular SAE and Metric impact socket sizes for truck wheel fasteners.
- 4-Point impact sockets for inner Budd-style square fasteners on truck wheels.
- Special 1-1/2" Hex deep impact socket designed for outer cap nuts on Budd-style truck wheels.
- Deep Thin Wall impact sockets designed for truck wheel servicing when removing Dayton Style Lug Nuts that are deeply recessed and where space is very limited.
- Metric impact socket set for servicing tired and wheels on a complete range of European and Japanese trucks with metric wheel fasteners.

Impact Socket Sets

1"

CM-106M 5 Piece Metric Impact Socket Set

Item No.	Description
1" Dr. Six-Point Impact Socket:	
847032	32mm Impact Socket
847035	35mm Impact Socket
847036	36mm Impact Socket
847038	38mm Impact Socket
847041	41mm Impact Socket

Metal Box

4330 g CODE : 010500

6 Sets / 27 Kgs / 0.47 CUFT

CM-025-2 5 Piece SAE Impact Socket Set

Item No.	Description
1" Dr. Six-Point Impact Socket:	
867036	1-1/8" Impact Socket
867040	1-1/4" Impact Socket
867044	1-3/8" Impact Socket
867048	1-1/2" Impact Socket
867052	1-5/8" Impact Socket

Metal Box

4330 g CODE : 010240

6 Sets / 27 Kgs / 0.47 CUFT

CM-110M 9 Piece Metric Impact Socket Set

Item No.	Description
1" Dr. Six-Point Impact Socket:	
847024	24mm Impact Socket
847027	27mm Impact Socket
847030	30mm Impact Socket
847032	32mm Impact Socket
847035	35mm Impact Socket
847038	38mm Impact Socket
847041	41mm Impact Socket
847046	46mm Impact Socket
847050	50mm Impact Socket

Metal Box

7250 g CODE : 021000

4 Sets / 30 Kgs / 0.60 CUFT

CM-029 9 Piece SAE Impact Socket Set

Item No.	Description
1" Dr. Six-Point Impact Socket:	
867032	1" Impact Socket
867036	1-1/8" Impact Socket
867040	1-1/4" Impact Socket
867044	1-3/8" Impact Socket
867048	1-1/2" Impact Socket
867052	1-5/8" Impact Socket
867056	1-3/4" Impact Socket
867060	1-7/8" Impact Socket
867064	2" Impact Socket

Metal Box

7250 g CODE : 024150

4 Sets / 30 Kgs / 0.60 CUFT

CM-808S 8 Piece SAE Impact Socket Set

Item No.	Description
1" Dr. Six-Point Impact Socket:	
867028	7/8" Impact Socket
867030	15/16" Impact Socket
867032	1" Impact Socket
867034	1-1/16" Impact Socket
867036	1-1/8" Impact Socket
867038	1-3/16" Impact Socket
867040	1-1/4" Impact Socket
867048	1-1/2" Impact Socket

Metal Box

5900 g CODE : 011630

4 Sets / 24.5 Kgs / 0.60 CUFT



CM-808S

CD-808SD 8 Piece SAE Deep Impact Socket Set

Item No.	Description
1" Dr. Six-Point Deep Impact Socket:	
869528	7/8" Deep Impact Socket
869530	15/16" Deep Impact Socket
869532	1" Deep Impact Socket
869534	1-1/16" Deep Impact Socket
869536	1-1/8" Deep Impact Socket
869538	1-3/16" Deep Impact Socket
869540	1-1/4" Deep Impact Socket
869548	1-1/2" Deep Impact Socket

Metal Box

8360 g CODE : 016940

2 Sets / 18 Kgs / 0.40 CUFT



CD-808SD

CM-106M
(CM-025-2)



CM-110M
(CM-029)



1" Impact Socket Sets

CM-108M3 8 Piece Metric Impact Socket Set

Item No.	Description
1" Dr. Budd Wheel Impact Socket:	
846017S	17mm Square Impact Socket
846019S	19mm Square Impact Socket
846021S	21mm Square Impact Socket
1" Dr. Six-Point Impact Socket:	
847027	27mm Impact Socket
847032	32mm Impact Socket
847035	35mm Impact Socket
847038	38mm Impact Socket
847041	41mm Impact Socket

Metal Box

⚖️ 6500 g CODE : 016015

📦 4 Sets / 27 Kgs / 0.60 CUFT

CM-108S3 8 Piece SAE Impact Socket Set

Item No.	Description
1" Dr. Budd Wheel Impact Socket:	
866024S	3/4" Square Impact Socket
866026S	13/16" Square Impact Socket
1" Dr. Six-Point Impact Socket:	
867034	1-1/16" Impact Socket
867036	1-1/8" Impact Socket
867038	1-3/16" Impact Socket
867040	1-1/4" Impact Socket
867044	1-3/8" Impact Socket
867048	1-1/2" Impact Socket

Metal Box

⚖️ 6500 g CODE : 015225

📦 4 Sets / 26 Kgs / 0.60 CUFT

CM-107DM 7 Piece Metric Deep Impact Socket Set

Item No.	Description
1" Dr. Budd Wheel Impact Socket:	
849517S	17mm Square Deep Impact Socket
1" Dr. Six-Point Deep Impact Socket:	
849524	24mm Deep Impact Socket
849527	27mm Deep Impact Socket
849530	30mm Deep Impact Socket
849534	34mm Deep Impact Socket
849535	35mm Deep Impact Socket
849538	38mm Deep Impact Socket

Metal Box

⚖️ 7000 g CODE : 018535

📦 4 Sets / 29 Kgs / 0.62 CUFT

CD-108M5 8 Piece Metric Deep Impact Socket Set

Item No.	Description
1" Dr. Budd Wheel Impact Socket:	
846019S	19mm Square Impact Socket
846021S	21mm Square Impact Socket
1" Dr. Six-Point Impact Socket:	
847027	27mm Impact Socket
847030	30mm Impact Socket
847033	33mm Impact Socket
1" Dr. Six-Point Deep Impact Socket:	
849535	35mm Deep Impact Socket
849538	38mm Deep Impact Socket
849541	41mm Deep Impact Socket

Metal Box

⚖️ 7100 g CODE : 018160

📦 4 Sets / 29.5 Kgs / 0.62 CUFT



CM-107DM
(CM-037-1)



CM-108M3
(CM-108S3)

CD-108S5 8 Piece SAE Deep Impact Socket Set

Item No.	Description
1" Dr. Budd Wheel Impact Socket:	
866024S	3/4" Square Impact Socket
866026S	13/16" Square Impact Socket
1" Dr. Six-Point Impact Socket:	
867034	1-1/16" Impact Socket
867036	1-1/8" Impact Socket
867040	1-1/4" Impact Socket
1" Dr. Six-Point Deep Impact Socket:	
869542	1-5/16" Deep Impact Socket
869544	1-3/8" Deep Impact Socket
869548	1-1/2" Deep Impact Socket

Metal Box

⚖️ 7250 g CODE : 017650

📦 4 Sets / 30 Kgs / 0.62 CUFT



CD-108M5
(CD-108S5)

Impact Socket Sets

1"

CM-037-1 7 Piece SAE Deep Impact Socket Set

Item No.	Description
1" Dr. Budd Wheel Impact Socket:	
869526S	13/16" Square Deep Impact Socket
1" Dr. Six-Point Deep Impact Socket:	
869530	15/16" Deep Impact Socket
869532	1" Deep Impact Socket
869534	1-1/16" Deep Impact Socket
869536	1-1/8" Deep Impact Socket
869540	1-1/4" Deep Impact Socket
869548	1-1/2" Deep Impact Socket

Metal Box

⚖️ 7000 g CODE : 017955

📦 4 Sets / 29 Kgs / 0.62 CUFT

CM-808M 8 Piece Metric Impact Socket Set

Item No.	Description
1" Dr. Six-Point Impact Socket:	
847022	22mm Impact Socket
847024	24mm Impact Socket
847027	27mm Impact Socket
847030	30mm Impact Socket
847032	32mm Impact Socket
847033	33mm Impact Socket
847035	35mm Impact Socket
847038	38mm Impact Socket

Metal Box

⚖️ 6000 g CODE : 012020

📦 4 Sets / 25 Kgs / 0.60 CUFT

CD-808MD 8 Piece Metric Deep Impact Socket Set

Item No.	Description
1" Dr. Six-Point Deep Impact Socket:	
849522	22mm Deep Impact Socket
849524	24mm Deep Impact Socket
849527	27mm Deep Impact Socket
849530	30mm Deep Impact Socket
849532	32mm Deep Impact Socket
849533	33mm Deep Impact Socket
849535	35mm Deep Impact Socket
849538	38mm Deep Impact Socket

Metal Box

⚖️ 8600 g CODE : 017700

📦 2 Sets / 18.5 Kgs / 0.40 CUFT



CM-808M



CD-808MD

CM-109DM 8 Piece Metric Deep Impact Socket Set

Item No.	Description
1" Dr. Budd Wheel Impact Socket:	
849517S	17mm Square Deep Impact Socket
849521S	21mm Square Deep Impact Socket
849522S	22mm Square Deep Impact Socket
1" Dr. Six-Point Deep Impact Socket:	
849527	27mm Deep Impact Socket
849532	32mm Deep Impact Socket
849535	35mm Deep Impact Socket
849538	38mm Deep Impact Socket
849541	41mm Deep Impact Socket

Metal Box

⚖️ 8000 g CODE : 022750

📦 2 Sets / 17 Kgs / 0.40 CUFT



CM-109DM



CD-809S

CD-809S 9 Piece SAE Deep Impact Socket Set

Item No.	Description
1" Dr. Six-Point Impact Socket:	
867028	7/8" Impact Socket
867030	15/16" Impact Socket
867032	1" Impact Socket
867038	1-3/16" Impact Socket
867048	1-1/2" Impact Socket
1" Dr. Six-Point Deep Impact Socket:	
869534	1-1/16" Deep Impact Socket
869536	1-1/8" Deep Impact Socket
869540	1-1/4" Deep Impact Socket
1" Dr. Budd Wheel Impact Socket:	
869526S	13/16" Square Deep Impact Socket

Metal Box

⚖️ 7200 g CODE : 018000

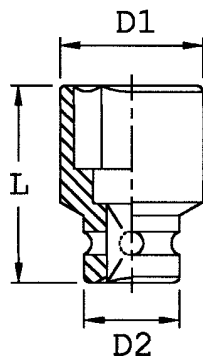
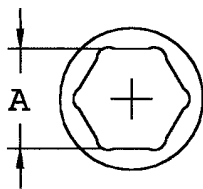
📦 4 Sets / 30 Kgs / 0.62 CUFT

Made of Chrome Molybdenum Steel



1½

Jumbo Impact Sockets



****Please Note****

Any sockets with a drive size of 1-1/2" or higher are not stock items and will have to be custom ordered. Please allow for lead times of up to 90 days

Metric Jumbo Impact Sockets - 6 Point

ITEM NO.	A mm	D1 mm	D2 mm	Length mm	Weight g	CODE @
938441	41	68	86	80	2140	018780
938442	42	70	86	80	2160	018780
938443	43	72	86	80	2180	018780
938446	46	74	86	84	2290	018780
938450	50	79	86	84	2360	018780
938452	52	82	86	84	2420	018780
938454	54	84	86	84	2450	020220
938455	55	86	86	90	2600	021440
938458	58	89	86	90	2740	024440
938460	60	92	86	90	2860	027110
938463	63	96	86	95	3060	027330
938465	65	98	86	95	3200	028530
938470	70	104	86	100	3550	032850
938475	75	110	86	105	4000	038560
938480	80	116	86	110	4540	045330
938485	85	123	86	110	4900	048670
938490	90	129	86	112	5340	052770
938495	95	136	127	112	7850	078560
938500	100	142	127	115	8480	093220
938505	105	148	127	120	9240	099110
938510	110	154	127	124	9980	107890
938515	115	161	127	128	10940	120000
938520	120	167	127	132	11600	126000
938525	125	173	127	136	12420	133500
938530	130	180	127	140	13580	159000
938535	135	186	127	145	14620	180000
938540	140	192	127	150	15810	240000
938545	145	198	127	155	17030	285000
938550	150	204	127	160	18400	330000

SAE Jumbo Impact Sockets - 6 Point

ITEM NO.	A Inch	D1 mm	D2 mm	Length mm	Weight g	CODE @
938652	1-5/8	68	86	80	2140	018780
938654	1-11/16	70	86	80	2170	018780
938656	1-3/4	72	86	80	2200	018780
938658	1-13/16	74	86	84	2290	018780
938660	1-7/8	76	86	84	2320	018780
938662	1-15/16	78	86	84	2350	018780
938664	2	80	86	84	2380	018780
938666	2-1/16	82	86	84	2420	018780
938668	2-1/8	84	86	84	2450	020220
938670	2-3/16	86	86	90	2600	021440
938672	2-1/4	88	86	90	2700	022780
938674	2-5/16	90	86	90	2780	024440
938676	2-3/8	92	86	90	2860	027110
938678	2-7/16	94	86	95	3050	027110
938680	2-1/2	96	86	95	3120	027330
938682	2-9/16	98	86	95	3200	028560
938684	2-5/8	100	86	100	3400	028560
938686	2-11/16	102	86	100	3450	031110
938688	2-3/4	104	86	100	3550	032850
938690	2-13/16	106	86	105	3850	036560
938692	2-7/8	108	86	105	3930	037230
938694	2-15/16	110	86	105	4000	038560

Jumbo Impact Sockets

1½

SAE Jumbo Impact Sockets - 6 Point

ITEM NO.	A Inch	D1 mm	D2 mm	Length mm	Weight g	CODE @
938696	3	112	86	105	4100	042220
938698	3-1/16	114	86	105	4200	043220
938700	3-1/8	116	86	110	4600	045330
938702	3-3/16	118	86	110	4700	047890
938704	3-1/4	120	86	110	4750	048670
938706	3-5/16	122	86	110	4850	048670
938708	3-3/8	124	86	110	4950	050560
938710	3-7/16	126	86	112	5200	052780
938712	3-1/2	128	86	112	5300	052780
938714	3-9/16	130	86	112	5450	059220
938716	3-5/8	132	86	112	5550	069220
938718	3-11/16	134	86	112	5650	078330
938720	3-3/4	136	127	112	7850	078560
938722	3-13/16	138	127	115	8200	078890
938724	3-7/8	140	127	115	8350	093000
938726	3-15/16	142	127	115	8480	093220
938728	4	144	127	120	8950	094440
938730	4-1/16	146	127	120	9100	095560
938732	4-1/8	148	127	120	9240	099110
938734	4-3/16	150	127	120	9380	101330
938736	4-1/4	152	127	124	9800	101330
938738	4-5/16	154	127	124	9980	107890
938740	4-3/8	156	127	124	10140	114440
938742	4-7/16	158	127	124	10380	117110
938744	4-1/2	160	127	128	10850	119890
938746	4-9/16	162	127	128	11100	121220
938748	4-5/8	164	127	132	11400	122560
938750	4-11/16	166	127	132	11540	134780
938752	4-3/4	168	127	132	11680	135000
938754	4-13/16	170	127	132	11850	141000
938756	4-7/8	172	127	136	12400	141000
938758	4-15/16	174	127	136	12570	155000
938760	5	176	127	140	13240	168000
938762	5-1/16	178	127	140	13400	175000
938764	5-1/8	180	127	140	13580	182000
938766	5-3/16	182	127	140	13740	188000
938768	5-1/4	184	127	145	14460	195000
938770	5-5/16	186	127	145	14630	201000
938772	5-3/8	188	127	145	14800	207000
938774	5-7/16	190	127	150	15680	214000
938776	5-1/2	192	127	150	15860	220000
938778	5-9/16	194	127	150	16060	226000
938780	5-5/8	196	127	155	16840	233000
938782	5-11/16	198	127	155	17030	239000
938784	5-3/4	200	127	155	17240	245000
938786	5-13/16	202	127	160	18200	251000
938788	5-7/8	204	127	160	18430	258000
938790	5-15/16	206	127	160	18630	264000
938792	6	208	127	160	18980	270000
938794	6-1/16	210	127	165	20050	281000
938796	6-1/8	212	127	165	20250	293000
938798	6-3/16	214	127	165	20500	304000
938800	6-1/4	216	127	170	21430	315000
938802	6-5/16	218	127	170	21670	326000
938804	6-3/8	220	127	170	21890	338000
938806	6-7/16	222	127	170	22070	349000
938808	6-1/2	224	127	175	22950	360000



A

B

Accessories

A Impact Adapters

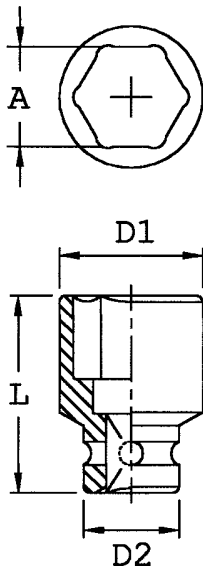
ITEM NO.	Female Drive	Male Drive	Length mm	CODE @
938008	1-1/2"	1"	98	020000
938020	1-1/2"	2-1/2"	125	066000

B Impact Extension Bars

ITEM NO.	Male Drive	Length mm	CODE @
938175	1-1/2"	175	036000
938250	1-1/2"	250	051000
938330	1-1/2"	330	068000

2 1/2

Jumbo Impact Sockets



****Please Note****

Any sockets with a drive size of 1-1/2" or higher are not stock items and will have to be custom ordered. Please allow for lead times of up to 90 days

Metric Jumbo Impact Sockets - 6 Point

ITEM NO.	A mm	D1 mm	D2 mm	Length mm	Weight g	CODE @
920460	60	98	127	125	6700	093000
920463	63	102	127	125	6800	093000
920465	65	105	127	125	6930	093000
920470	70	112	127	125	7150	093000
920475	75	118	127	125	7300	093000
920480	80	124	127	125	7460	093000
920485	85	131	127	132	8270	094500
920490	90	137	127	132	8560	097500
920495	95	144	127	140	9500	108000
920500	100	150	127	142	10000	111000
920505	105	156	127	146	10820	117000
920510	110	162	127	155	12030	126000
920515	115	169	127	158	12900	132000
920520	120	175	175	160	19200	142500
920525	125	181	175	165	20650	153000
920530	130	188	175	169	21660	165000
920535	135	194	175	175	22690	195000
920540	140	200	175	180	23980	221400
920545	145	206	175	183	25060	235500
920550	150	212	175	192	27050	268500
920555	155	219	175	196	28500	288000
920560	160	226	175	200	30100	309000
920565	165	232	175	204	31650	333600
920570	170	238	175	207	33250	354000
920575	175	244	175	211	34950	375000
920580	180	251	175	214	36750	407100
920585	185	257	175	218	38460	426000
920590	190	264	175	220	40500	457500
920595	195	270	175	222	42000	487500
920600	200	276	175	225	44100	517500
920605	205	282	175	230	46200	544500
920610	210	288	175	235	48960	571500
920615	215	295	175	240	51900	597600
920620	220	301	175	245	54350	616000
920625	225	308	175	250	57600	634500
920630	230	314	175	255	60890	659000
920635	235	320	175	260	63270	684600

SAE Jumbo Impact Sockets - 6 Point

ITEM NO.	A Inch	D1 mm	D2 mm	Length mm	Weight g	CODE @
920776	2-3/8	98	127	125	6700	099000
920778	2-7/16	100	127	125	6750	099000
920780	2-1/2	103	127	125	6870	099000
920782	2-9/16	105	127	125	6930	099000
920784	2-5/8	107	127	125	6980	099000
920786	2-11/16	110	127	125	7100	102000
920788	2-3/4	112	127	125	7150	105000
920790	2-13/16	114	127	125	7200	108000
920792	2-7/8	116	127	125	7250	111000
920794	2-15/16	118	127	125	7300	114000
920796	3	120	127	125	7360	117000
920798	3-1/16	122	127	125	7410	120000
920800	3-1/8	124	127	125	7640	120000
920802	3-3/16	126	127	125	7540	120000
920804	3-1/4	128	127	125	7630	120000
920806	3-5/16	130	127	132	8230	120000
920808	3-3/8	132	127	132	8350	120000
920810	3-7/16	134	127	132	8450	123000

Jumbo Impact Sockets

2 1/2

SAE Jumbo Impact Sockets - 6 Point

ITEM NO.	A Inch	D1 mm	D2 mm	Length mm	Weight g	CODE @
920812	3-1/2	136	127	132	8540	123000
920814	3-9/16	138	127	132	8630	123000
920816	3-5/8	140	127	132	8730	123000
920818	3-11/16	142	127	132	8820	123000
920820	3-3/4	144	127	140	9500	123000
920822	3-13/16	146	127	140	9600	126000
920824	3-7/8	148	127	140	9720	126000
920826	3-15/16	150	127	142	10000	126000
920828	4	152	127	142	10170	126000
920830	4-1/16	154	127	146	10700	129000
920832	4-1/8	156	127	146	10820	129000
920834	4-3/16	158	127	146	10950	132000
920836	4-1/4	160	127	155	11900	132000
920838	4-5/16	162	127	155	12030	138000
920840	4-3/8	164	127	155	12180	138000
920842	4-7/16	166	127	155	12300	138000
920844	4-1/2	168	127	158	12820	138000
920846	4-9/16	170	127	158	13000	141000
920848	4-5/8	172	175	160	19000	141000
920850	4-11/16	174	175	160	19150	145500
920852	4-3/4	176	175	160	19300	150000
920854	4-13/16	178	175	160	19500	154500
920856	4-7/8	180	175	165	20260	159000
920858	4-15/16	182	175	165	20460	162000
920860	5	184	175	165	20640	162000
920862	5-1/16	186	175	165	20820	172500
920864	5-1/8	188	175	169	21580	183000
920866	5-3/16	190	175	169	21770	193500
920868	5-1/4	192	175	175	21770	204000
920870	5-5/16	194	175	175	22640	215000
920872	5-3/8	196	175	180	23560	225000
920874	5-7/16	198	175	180	23780	233000
920876	5-1/2	200	175	180	23980	240000
920878	5-9/16	202	175	180	24200	252000
920880	5-5/8	204	175	180	24400	252000
920882	5-11/16	206	175	183	25060	255000
920884	5-3/4	208	175	183	25280	255000
920886	5-13/16	210	175	183	25480	261000
920888	5-7/8	212	175	192	27050	267000
920890	5-15/16	214	175	192	27270	273000
920892	6	216	175	192	27660	279000
920894	6-1/16	218	175	196	28370	286500
920896	6-1/8	220	175	196	28600	294000
920898	6-3/16	222	175	196	28870	307000
920900	6-1/4	224	175	196	29090	307000
920902	6-5/16	226	175	200	30100	319500
920904	6-3/8	228	175	200	30340	319500
920906	6-7/16	230	175	200	30540	332000
920908	6-1/2	232	175	204	31650	332000
920910	6-9/16	234	175	204	31900	345000
920912	6-5/8	236	175	204	32180	345000
920914	6-11/16	238	175	207	33250	357500
920916	6-3/4	240	175	207	33500	370000
920918	6-13/16	242	175	207	33800	382500
920920	6-7/8	244	175	211	34950	395000
920922	6-15/16	246	175	211	35270	407500
920924	7	248	175	213	35950	420000



Accessories

A Impact Adapter

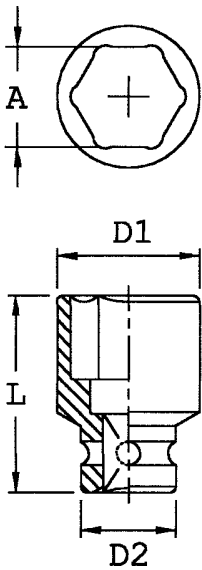
ITEM NO.	Female Drive	Male Drive	Length mm	CODE @
920012	2-1/2"	1-1/2"	140	180000

B Impact Extension Bars

ITEM NO.	Male Drive	Length mm	CODE @
920250	2-1/2"	250	210000
920320	2-1/2"	320	255000

3 1/2

Jumbo Impact Sockets



****Please Note****

Any sockets with a drive size of 1-1/2" or higher are not stock items and will have to be custom ordered. Please allow for lead times of up to 90 days

Metric Jumbo Impact Sockets - 6 Point

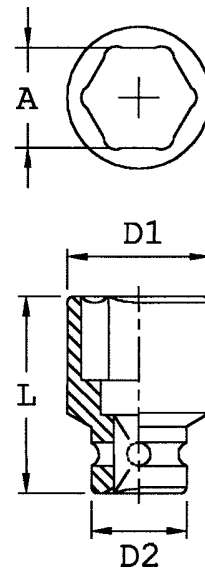
ITEM NO.	A mm	D1 mm	D2 mm	Length mm	Weight g	CODE @
928105	105	164	175	176	18800	195000
928110	110	170	175	179	19300	195000
928115	115	177	175	183	20000	195000
928120	120	183	175	185	20800	195000
928125	125	189	175	190	22000	216000
928130	130	196	175	194	22900	261000
928135	135	202	175	199	24500	267000
928140	140	208	175	205	26000	298800
928145	145	214	200	207	32200	315000
928150	150	220	200	212	33700	318000
928155	155	227	200	216	35000	345000
928160	160	234	200	220	36000	364500
928165	165	240	200	224	37900	393450
928170	170	246	200	227	40000	416400
928175	175	252	200	231	42300	442500
928180	180	259	200	234	44000	481500
928185	185	265	200	238	46000	501600
928190	190	272	200	239	47600	538500
928195	195	278	200	242	49000	574500
928200	200	284	200	245	51000	610500
928205	205	290	200	250	54000	642700
928210	210	296	200	255	56000	675000
928215	215	303	200	260	59000	705000
928220	220	309	200	264	61000	716000
928225	225	316	200	267	63900	727300
928230	230	322	200	270	66900	738500
928235	235	328	200	275	69900	750000

SAE Jumbo Impact Sockets - 6 Point

ITEM NO.	A Inch	D1 mm	D2 mm	Length mm	Weight g	CODE @
928332	4-1/8	160	175	176	18850	210000
928334	4-3/16	162	175	176	19000	210000
928336	4-1/4	164	175	178	19200	210000
928338	4-5/16	166	175	178	19350	210000
928340	4-3/8	168	175	180	19650	210000
928342	4-7/16	170	175	180	19800	210000
928344	4-1/2	172	175	182	20150	210000
928346	4-9/16	174	175	182	20300	210000
928348	4-5/8	176	175	184	20700	210000
928350	4-11/16	178	175	184	20850	210000
928352	4-3/4	180	175	186	21200	210000
928354	4-13/16	182	175	186	21400	222000
928356	4-7/8	184	175	190	22000	234000
928358	4-15/16	186	175	190	22200	257000
928360	5	188	175	192	22700	279000
928362	5-1/16	190	175	192	22900	279000
928364	5-1/8	192	175	194	23400	279000
928366	5-3/16	194	175	194	23600	285000
928368	5-1/4	196	175	198	24300	285000
928370	5-5/16	198	175	198	24500	300000
928372	5-3/8	200	175	202	25300	315000
928374	5-7/16	202	175	202	25500	315000
928376	5-1/2	204	175	205	26100	315000
928378	5-9/16	206	175	205	26300	330000

SAE Jumbo Impact Sockets - 6 Point

ITEM NO.	A Inch	D1 mm	D2 mm	Length mm	Weight g	CODE @
928380	5-5/8	208	200	208	32000	330000
928382	5-11/16	210	200	208	32200	345000
928384	5-3/4	212	200	210	32800	360000
928386	5-13/16	214	200	210	33000	360000
928388	5-7/8	216	200	212	33700	360000
928390	5-15/16	218	200	212	33900	375000
928392	6	220	200	214	34700	375000
928394	6-1/16	222	200	214	25000	375000
928396	6-1/8	224	200	216	35700	375000
928398	6-3/16	226	200	216	36000	390000
928400	6-1/4	228	200	218	36600	390000
928402	6-5/16	230	200	218	36900	405000
928404	6-3/8	232	200	220	37600	405000
928406	6-7/16	234	200	220	37900	405000
928408	6-1/2	236	200	224	39000	405000
928410	6-9/16	238	200	224	39200	425000
928412	6-5/8	240	200	226	40100	444000
928414	6-11/16	242	200	226	40400	459000
928416	6-3/4	244	200	228	41200	474000
928418	6-13/16	246	200	228	41500	474000
928420	6-7/8	248	200	230	42300	474000
928422	6-15/16	250	200	230	42600	485000
928424	7	252	200	232	43400	495000
928426	7-1/16	254	200	232	44000	495000
928428	7-1/8	256	200	234	44800	495000
928430	7-3/16	258	200	234	45200	495000
928432	7-1/4	260	200	236	46000	495000
928434	7-5/16	262	200	236	46400	510000
928436	7-3/8	264	200	238	47200	510000
928438	7-7/16	266	200	238	47600	525000
928440	7-1/2	268	200	240	48100	540000
928442	7-9/16	270	200	240	48250	540000
928444	7-5/8	272	200	242	49150	540000
928446	7-11/16	274	200	242	49950	540000
928448	7-3/4	276	200	245	50800	540000
928450	7-13/16	278	200	245	51150	685000
928452	7-7/8	280	200	248	52300	630000
928454	7-15/16	282	200	248	52500	630000
928456	8	284	200	250	53600	630000
928458	8-1/16	286	200	250	54000	630000
928460	8-1/8	288	200	253	55200	630000
928462	8-3/16	290	200	253	55600	660000
928464	8-1/4	292	200	255	56100	690000
928466	8-5/16	294	200	258	57700	705000
928468	8-3/8	296	200	258	58100	720000
928470	8-7/16	298	200	260	59200	720000
928472	8-1/2	300	200	260	59600	720000
928474	8-9/16	302	200	262	60700	720000
928476	8-5/8	304	200	262	61000	720000
928478	8-11/16	306	200	264	62200	720000
928480	8-3/4	308	200	264	62600	720000
928482	8-13/16	310	200	267	63900	735000
928484	8-7/8	312	200	267	64400	750000



5

#5 Spline Drive Impact Sockets



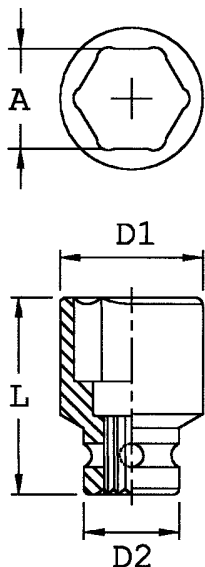
Metric #5 Spline Dr. Impact Sockets - 6 Point

ITEM NO.	A mm	D1 mm	D2 mm	Length mm	Weight g	PCS 	G.W. KGS	CUFT 	CODE @
547022	22	38	60	70	680	24	17.0	0.44	004650
547024	24	40	60	70	700	24	18.0	0.44	004650
547025	25	42	60	70	720	24	18.5	0.44	004650
547027	27	44	60	70	730	24	18.5	0.44	004650
547029	29	46	60	70	750	24	19.0	0.44	004650
547030	30	48	60	70	760	24	19.0	0.44	004650
547032	32	50	60	75	810	24	20.5	0.44	004650
547033	33	52	60	75	840	24	21.0	0.44	004650
547035	35	54	60	77	870	24	22.0	0.44	004650
547038	38	58	60	81	950	10	10.5	0.31	004650
547041	41	62	60	81	1030	10	11.5	0.31	004650
547046	46	68	60	86	1200	10	13.0	0.31	004860



SAE #5 Spline Dr. Impact Sockets - 6 Point

ITEM NO.	A Inch	D1 mm	D2 mm	Length mm	Weight g	PCS 	G.W. KGS	CUFT 	CODE @
567028	7/8	38	60	70	680	24	17.0	0.44	004650
567030	15/16	40	60	70	700	24	18.0	0.44	004650
567032	1	42	60	70	720	24	18.5	0.44	004650
567034	1-1/16	44	60	70	730	24	18.5	0.44	004650
567036	1-1/8	46	60	70	750	24	19.0	0.44	004650
567038	1-3/16	48	60	70	760	24	19.0	0.44	004650
567040	1-1/4	50	60	75	810	24	20.5	0.44	004650
567042	1-5/16	52	60	75	840	24	21.0	0.44	004650
567044	1-3/8	54	60	77	870	24	22.0	0.44	004650
567046	1-7/16	56	60	77	890	24	22.5	0.44	004650
567048	1-1/2	58	60	81	950	24	24.0	0.44	004650
567050	1-9/16	60	60	81	970	24	24.0	0.44	004650
567052	1-5/8	62	60	81	1030	10	11.0	0.31	004650
567054	1-11/16	64	60	81	1050	10	11.5	0.31	004650
567056	1-3/4	66	60	86	1150	10	12.5	0.31	004650
567058	1-13/16	68	60	86	1180	10	13.0	0.31	004860
567060	1-7/8	70	60	89	1280	10	14.0	0.31	004860
567062	1-15/16	72	60	89	1340	6	9.0	0.41	004860
567064	2	74	60	89	1400	6	9.5	0.41	004860
567068	2-1/8	78	60	94	1620	6	11.0	0.41	004860
567070	2-3/16	80	60	95	1700	6	11.0	0.41	004980
567072	2-1/4	82	60	98	1830	6	12.0	0.41	005700
567076	2-3/8	86	60	100	2030	6	13.0	0.41	006480
567080	2-1/2	90	60	100	2200	6	14.0	0.41	007250
567084	2-5/8	94	60	105	2490	6	16.0	0.41	007620
567088	2-3/4	98	60	105	2670	6	17.0	0.41	008170
567096	3	106	60	105	3060	6	19.5	0.41	009400



Please Note

Any sockets with a drive size of #5 Spline are not stock items and will have to be custom ordered. Please allow for lead times of up to 90 days

- These 1" & 3/4" Dr. impact socket sets designed for servicing truck wheels.
- The most popular SAE and Metric impact socket sizes for truck wheel fasteners.
- 4-Point impact sockets for inner Budd-style square fasteners on truck wheels.
- Speal 1-1/2" Hex deep impact socket designed for outer cap nuts on Budd-style truck wheels.
- Deep Thin Wall impact sockets designed for truck wheel servicing when removing Dayton Style Lug Nuts that are deeply recessed and where space is very limited.
- Metric impact socket set for servicing tired and wheels on a complete range of European and Japanese trucks with metric wheel fasteners.

#5 Spline Drive Impact Sockets



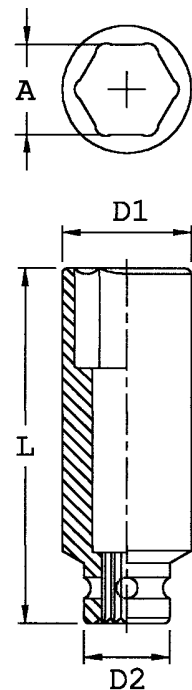
Metric Deep #5 Spline Dr. Impact Sockets - 6 Point

ITEM NO.	A mm	D1 mm	D2 mm	Length mm	Weight g	PCS 	G.W. KGS	CUFT 	CODE @
549522	22	38	60	100	820	20	17.5	0.34	007760
549524	24	40	60	100	850	20	18.0	0.34	007760
549525	25	42	60	100	890	20	19.0	0.34	007760
549527	27	44	60	100	920	20	19.5	0.34	007760
549529	29	46	60	100	960	20	20.0	0.34	007760
549530	30	48	60	100	990	20	21.0	0.34	007760
549532	32	50	60	100	1030	20	21.5	0.34	007760
549533	33	52	60	100	1110	10	12.0	0.31	007760
549535	35	54	60	100	1150	10	12.5	0.31	007760
549538	38	58	60	100	1190	10	13.0	0.31	007760
549541	41	62	60	100	1270	10	14.0	0.31	007760
549546	46	68	60	110	1400	10	15.0	0.31	008100



SAE Deep #5 Spline Dr. Impact Sockets - 6 Point

ITEM NO.	A Inch	D1 mm	D2 mm	Length mm	Weight g	PCS 	G.W. KGS	CUFT 	CODE @
569528	7/8	38	60	100	820	20	17.5	0.34	007760
569530	15/16	40	60	100	850	20	18.0	0.34	007760
569532	1	42	60	100	890	20	19.0	0.34	007760
569534	1-1/16	44	60	100	920	20	19.5	0.34	007760
569536	1-1/8	46	60	100	960	20	20.0	0.34	007760
569538	1-3/16	48	60	100	990	20	21.0	0.34	007760
569540	1-1/4	50	60	100	1030	20	21.5	0.34	007760
569542	1-5/16	52	60	100	1060	10	11.5	0.31	007760
569544	1-3/8	54	60	100	1100	10	12.0	0.31	007760
569546	1-7/16	56	60	100	1140	10	12.5	0.31	007760
569548	1-1/2	58	60	100	1180	10	13.0	0.31	007760
569550	1-9/16	60	60	100	1200	10	13.0	0.31	007760
569552	1-5/8	62	60	100	1230	10	13.5	0.31	007760
569554	1-11/16	64	60	100	1250	10	13.5	0.31	007760
569556	1-3/4	66	60	105	1280	10	14.0	0.31	007760
569558	1-13/16	68	60	110	1400	10	15.0	0.31	008100
569560	1-7/8	70	60	110	1500	6	10.0	0.41	008100
569562	1-15/16	72	60	110	1600	6	10.5	0.41	008100
569564	2	74	60	110	1700	6	11.0	0.41	008100
569568	2-1/8	78	60	110	1800	6	12.0	0.41	008100
569570	2-3/16	80	60	120	2100	6	13.5	0.31	008330
569572	2-1/4	82	60	120	2200	6	14.0	0.31	009500
569576	2-3/8	86	60	120	2400	6	15.5	0.31	010800
569580	2-1/2	90	60	130	2600	6	16.5	0.31	012080
569584	2-5/8	94	60	130	3050	6	19.0	0.31	012700
569588	2-3/4	98	60	135	3400	6	21.5	0.31	013610
569596	3	106	60	150	4450	3	14.5	0.31	015670



Please Note

Any sockets with a drive size of #5 Spline are not stock items and will have to be custom ordered. Please allow for lead times of up to 90 days

5

#5 Spline Drive Impact Sockets

Accessories

A Impact Adapters

ITEM NO.	Female Drive	Male Drive	Length mm	Weight g	PCS	G.W. KGS	CUFT	CODE @
841005	1"	#5	100	1050	20	22	0.34	007800
540508	#5	1"	80	768	30	24	0.52	007800

B Impact Universal Joint

ITEM NO.	Outside Diameter	Length mm	Weight g	PCS	G.W. KGS	CUFT	CODE @
540505	60mm	160	1710	10	18	0.30	013200

C Impact Extension Bars

ITEM NO.	Length mm	Weight g	PCS	G.W. KGS	CUFT	CODE @
540200	200	2140	5	12	0.30	014000
540380	380	4000	5	21	0.39	018900



TR-511M



TR-511S

TR-511MS 11 Piece #5 Spline Dr. Metric & SAE Truck Wheel Impact Socket Set

Item No.	Description
#5 Spline Dr. Metric Square Impact Socket:	
546017S	17mm Square Impact Socket
546021S	21mm Square Impact Socket
#5 Dr. SAE Square Impact Socket:	
566026S	13/16" Square Impact Socket
#5 Spline Dr. Metric Deep Impact Socket:	
549533	33mm Deep Impact Socket
549535	35mm Deep Impact Socket
549538	38mm Deep Impact Socket
549541	41mm Deep Impact Socket
#5 Spline Dr. SAE Deep Thin Wall Impact Socket:	
569534T	1-1/16" Deep Thin Wall Impact Socket
569536T	1-1/8" Deep Thin Wall Impact Socket
569540T	1-1/4" Deep Thin Wall Impact Socket
#5 Spline Dr. SAE Deep Budd Wheel Impact Socket:	
569548B	1-1/2" Deep Budd Wheel Impact Socket

11800 g CODE : 072400
 2 Sets / 24.5 Kgs / 0.95 CUFT

TR-511S 11 Piece #5 Spline Dr. SAE Truck Wheel Impact Socket Set

Item No.	Description
#5 Spline Dr. Square Impact Socket:	
566026S	13/16" Square Impact Socket
566030S	15/16" Square Impact Socket
#5 Spline Dr. Impact Socket:	
567028	7/8" Impact Socket
567030	15/16" Impact Socket
567032	1" Impact Socket
567038	1-3/16" Impact Socket
#5 Spline Dr. Deep Thin Wall Impact Socket:	
569534T	1-1/16" Deep Thin Wall Impact Socket
569536T	1-1/8" Deep Thin Wall Impact Socket
569540T	1-1/4" Deep Thin Wall Impact Socket
#5 Spline Dr. Deep Budd Wheel Impact Socket:	
569548B	1-1/2" Deep Budd Wheel Impact Socket
#5 Spline Dr. Deep Impact Socket:	
569556	1-3/4" Deep Impact Socket

10700 g CODE : 063670
 2 Sets / 22.5 Kgs / 0.95 CUFT

- These #5 Spline Dr. impact socket sets designed for servicing truck wheels.
- The most popular SAE and Metric impact socket sizes for truck wheel fasteners.
- 4-Point impact sockets for inner Budd-style square fasteners on truck wheels.
- Special 1-1/2" Hex deep impact socket designed for outer cap nuts on Budd-style truck wheels.
- Deep Thin Wall impact sockets designed for truck wheel servicing when removing Dayton Style Lug Nuts that are deeply recessed and where space is very limited.
- Metric impact socket set for servicing tired and wheels on a complete range of European and Japanese trucks with metric wheel fasteners.

Made of Chrome Molybdenum Steel