

# TABLE OF CONTENTS

## WASHERS — MISCELLANEOUS CONFIGURATIONS

PARTS LISTINGS	PAGE NO.
BOLT CIRCLE WASHERS — STEEL.....	514
CENTERING WASHERS — STEEL.....	494
CLIPPED WASHERS — STEEL.....	513
COUNTERSUNK WASHERS.....	495
COUNTERSUNK WASHERS — STAINLESS STEEL.....	497
COUNTERSUNK WASHERS.....	498
COUNTERSUNK GASKETS — SOFT ALUMINUM.....	499
D SHAPE HOLE WASHERS — STEEL.....	508
D SHAPE WASHERS— STEEL.....	507
FINISHING WASHERS.....	500
FLAT RETAINING WASHERS.....	505
FLATTENED SHAFT WASHERS.....	512
FORMED RETAINING WASHERS.....	506
HEXAGONAL HOLE WASHERS — STEEL.....	513
INSULATING “C” WASHERS — VULCANIZED FIBRE ...	501
INSULATING SPLIT WASHERS — VULCANIZED FIBRE	503
METAL “C” WASHERS — STEEL.....	502
METAL SPLIT WASHER — STEEL.....	504
RECTANGULAR WASHERS.....	510
SQUARE HOLE WASHERS — STEEL.....	509
SQUARE WASHERS — STEEL.....	509
TERMINAL CUP WASHERS — BRASS.....	500

## TAGS — MISCELLANEOUS CONFIGURATIONS

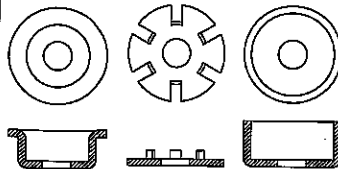




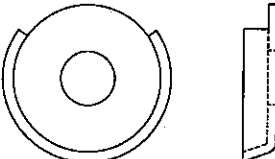
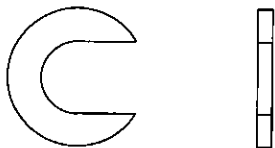
PARTS LISTINGS	PAGE NO.
TAGS AND MARKER BANDS.....	511
TAG LINKS.....	513

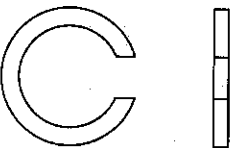


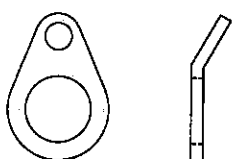
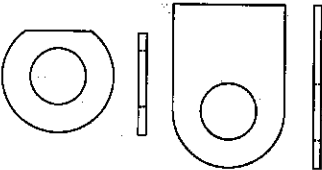
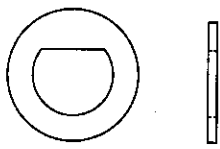
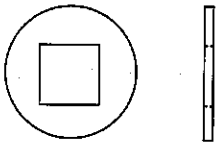
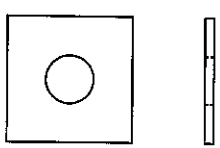
FOR MATERIAL INFORMATION, SEE ENGINEERING  
TABLES BEGINNING ON PAGE 543.

Solder Lugs
Spring Clips
Spring Washers
Shoulder Washers
Stand Off Spacers
Flat Round Washers - Metallic
Flat Round Washers - Non-Metallic
O-Rings
Retaining Rings
Lockwashers, Retention Washers & Push-on Nuts
Clamps & Brackets
Expansion Plugs
Ground Straps, Bus Bars & Term. Blocks
Tab & Notch Washers
Misc. Washers & Tags
Solid State Insulators
Military Standards
Custom Parts
Engineering Tables
Num. & Alpha. Index of Parts

# ILLUSTRATED TABLE OF CONTENTS


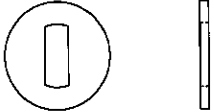


## WASHERS — MISCELLANEOUS CONFIGURATIONS

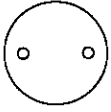
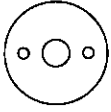
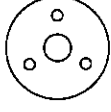
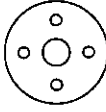
TYPICAL CONFIGURATION	PART NUMBER	PAGE NUMBER
	5760	494
	5724	495
	5736	499
	5723	497
	5728	498
	5725	500
	5737	500
	5626	501
	5726	502

TYPICAL CONFIGURATION	PART NUMBER	PAGE NUMBER
	5627	503
	5727	504
	5627	503
	5727	504
	5758	505
	5759	506
	5734	507
	5735	508
	5730	509
	5733	509

# ILLUSTRATED TABLE OF CONTENTS




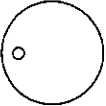
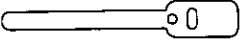
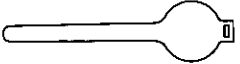
## WASHERS — MISCELLANEOUS CONFIGURATIONS

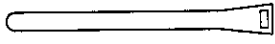

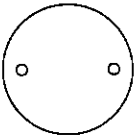
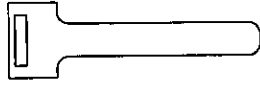

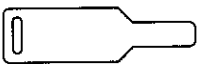

TYPICAL CONFIGURATION	PART NUMBER	PAGE NUMBER
	5729	510
	5731	512
	5738	513
	5732	513

TYPICAL CONFIGURATION	PART NUMBER	PAGE NUMBER
	Style 1 5761	514
	Style 2 5761	514
	Style 3 5761	514
	Style 4 5761	514

# ILLUSTRATED TABLE OF CONTENTS

## TAGS — MISCELLANEOUS CONFIGURATIONS

TYPICAL CONFIGURATION	PART NUMBER	PAGE NUMBER
	1020	515
	1021	515
	1022	515
	1023	515
	1024	515
	1025	516

TYPICAL CONFIGURATION	PART NUMBER	PAGE NUMBER
	1026	516
	1027	516
	1028	516
	1029	516
	1030	516
	1031	516
	1000 1001 1002	517

Solder Lugs

Spring Clips

Spring Washers

Shoulder Washers

Stand Off Spacers

Flat Round Washers - Metallic

Flat Round Washers - Non-Metallic

O-Rings

Retaining Rings

Lockwashers  
Retention Washers &  
Push-on Nuts

Clamps &amp; Brackets

Expansion Plugs

Ground Straps, Bus Bars &amp; Term. Blocks

Tab &amp; Notch Washers

Misc. Washers &amp; Tags

Solid State Insulators

Military Standards

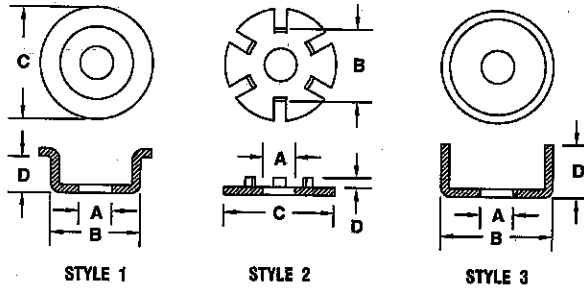
Custom Parts

Engineering Tables

Num. &amp; Alpha. Index of Parts

# CENTERING WASHERS STEEL

*Custom Sizes Available . . . See Last Page of This Section*



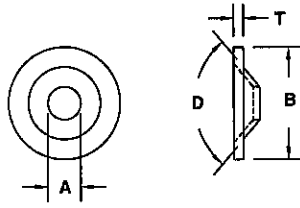
**NOTE:** Unless stated, all catalog parts are supplied without finish. See page 545 for specifying finishes.

PART NUMBER	STYLE	A ± .010	B ± .005	C ± .010	D ± .032	T
5760-22	1	.120	.178	.245	.073	.015
5760-7	1	.167	.250	.560	.040	.030
5760-23	1	.171	.396	.626	.148	.020
5760-4	1	.172	.250	.437	.060	.024
5760-1	1	.173	.258	.437	.156	.020
5760-3	1	.173	.349	.562	.156	.020
5760-24	1	.174	.472	.627	.151	.024
5760-9	1	.194	.487	.750	.055	.024
5760-6	1	.196	.500	.750	.188	.030
5760-8	1	.201	.466	.750	.156	.030
5760-25	1	.218	.290	.420	.035	.012
5760-17	1	.218	.312	.421	.060	.014
5760-14	1	.260	1.094	1.500	.180	.048
5760-18	1	.471	2.020	2.130	.242	.048
5760-26	1	.480	1.135	1.320	.545	.075
5760-27	1	.837	1.044	1.452	.135	.030
5760-28	1	1.185	1.420	1.600	.234	.020
5760-10	2	.201	.684	1.125	.250	.048
5760-5	3	.126	.955	—	.078	.025
5760-29	3	.143	.452	—	.070	.030
5760-30	3	.145	.662	—	.070	.030
5760-31	3	.148	.735	—	.122	.030
5760-32	3	.228	.348	—	.020	.005
5760-19	3	.265	.406	—	.051*	.016
5760-33	3	.265	.758	—	.380	.048
5760-11	3	.346	1.015	—	.153	.030
5760-20	3	.385	1.070	—	.171	.030
5760-34	3	.420	1.125	—	.218	.048
5760-12	3	.520	.920	—	.116	.015
5760-13	3	.562	1.125	—	.312	.060
5760-21	3	1.140	1.725	—	.243	.048
5760-15	3	1.406	1.754	—	.250	.048
5760-16	3	1.465	1.905	—	.065	.010

\* ± .015

# COUNTERSUNK WASHERS

Custom Sizes Available . . . See Last Page of This Section



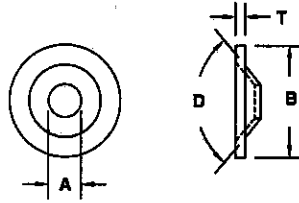
**NOTE:** Unless stated, all catalog parts are supplied without finish. See page 545 for specifying finishes.

PART NUMBER	SCREW SIZE	A ± .015	D ± .3°	B + .015 - .010	T	MATERIAL
5724-1	0	.063	130	.425	.018	Copper
5724-50	1	.081	100	.310	.020	Aluminum
5724-51	1	.081	100	.370	.025	Aluminum
5724-52	5	.131	100	.437	.032	Steel
5724-2	5	.132	100	.618	.016	Steel
5724-8	6	.142	100	.625	.025	Brass
5724-53	6	.150	100	.500	.015	Steel
5724-3	6	.155	100	.480	.008	Aluminum
5724-4	6	.155	100	.480	.016	Aluminum
5724-5	6	.155	100	.480	.015	Steel
5724-6	6	.155	100	.480	.025	Aluminum
5724-7	6	.155	100	.480	.024	Steel
5724-12	6	.160	100	.468	.010	Brass
5724-16	8	.172	100	.500	.010	Brass
5724-54	8	.175	100	.570	.016	Aluminum
5724-24	8	.180	100	.562	.010	Brass
5724-9	8	.181	100	.515	.016	Steel
5724-10	8	.181	100	.567	.008	Aluminum
5724-11	8	.181	100	.567	.016	Aluminum
5724-13	8	.181	100	.567	.015	Steel
5724-14	8	.181	100	.567	.025	Aluminum
5724-15	8	.181	100	.567	.024	Steel
5724-55	10	.192	100	.625	.025	Aluminum
5724-17	10	.195	100	1.130	.030	Steel
5724-28	10	.207	100	.594	.010	Brass
5724-18	10	.210	100	.597	.015	Steel
5724-32	10	.210	100	.625	.010	Brass
5724-19	10	.215	100	.630	.008	Aluminum
5724-20	10	.215	100	.630	.016	Aluminum
5724-21	10	.215	100	.630	.015	Steel
5724-22	10	.215	100	.630	.025	Aluminum
5724-23	10	.215	100	.630	.024	Steel
5724-56		.252	100	.750	.008	Aluminum
5724-25		.261	100	1.400	.024	Steel
5724-26		.267	100	.755	.008	Aluminum
5724-27		.267	100	.755	.016	Aluminum
5724-29		.267	100	.755	.015	Steel
5724-30		.267	100	.755	.025	Aluminum
5724-31		.267	100	.755	.024	Steel
5724-33		.330	100	.943	.008	Aluminum

- Solder Lugs
- Spring Clips
- Spring Washers
- Shoulder Washers
- Stand Off Spacers
- Flat Round Washers - Metallic
- Flat Round Washers - Non-Metallic
- O-Rings
- Retaining Rings
- Lockwashers Retention Washers & Push-on Nuts
- Clamps & Brackets
- Expansion Plugs
- Ground Straps, Bus Bars & Term. Blocks
- Tab & Notch Washers
- Misc. Washers & Tags
- Solid State Insulators
- Military Standards
- Custom Parts
- Engineering Tables
- Num. & Alpha. Index of Parts

# COUNTERSUNK WASHERS *(Continued)*

*Custom Sizes Available . . . See Last Page of This Section*

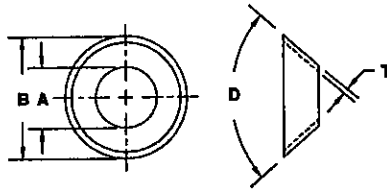


**NOTE:** Unless stated, all catalog parts are supplied without finish. See page 545 for specifying finishes.

PART NUMBER	SCREW SIZE	A ±.015	D ±.3°	B +.015 -.010	T	MATERIAL
5724-34		.330	100	.943	.016	Aluminum
5724-35		.330	100	.943	.015	Steel
5724-37		.330	100	.943	.025	Aluminum
5724-38		.330	100	.943	.024	Steel
5724-39		.330	82	1.491	.030	Steel
5724-40		.380	100	.793	.008	Aluminum
5724-41		.392	100	1.005	.008	Aluminum
5724-42		.392	100	1.005	.016	Aluminum
5724-43		.392	100	1.005	.015	Steel
5724-44		.392	100	1.005	.025	Aluminum
5724-45		.392	100	1.005	.024	Steel
5724-36		.398	100	1.000	.010	Brass
5724-46		.504	100	.793	.008	Aluminum
5724-47		.517	100	1.317	.008	Aluminum
5724-48		.517	100	1.317	.016	Aluminum
5724-57		.517	100	1.317	.025	Steel
5724-49		.830	120	2.930	.048	Steel

# COUNTERSUNK WASHERS STAINLESS STEEL

Custom Sizes Available . . . See Last Page of This Section



**NOTE:** Unless stated, all catalog parts are supplied without finish. See page 545 for specifying finishes.

PART NUMBER	SCREW SIZE	D ± .2°	A ± .005	B ± .010	T
5723-2	0	82	.066	.119	.005
5723-4	1	82	.079	.146	.005
5723-6	2	82	.092	.172	.005
5723-8	3	82	.105	.199	.005
5723-10	4	82	.118	.225	.008
5723-12	4	100	.118	.225	.008
5723-13	4	110	.124	.280	.020
5723-15	6	110	.144	.340	.020
5723-14	6	82	.145	.279	.010
5723-16	6	100	.145	.279	.010
5723-18	8	82	.172	.332	.016
5723-20	8	100	.172	.332	.016
5723-21	8	100	.190	.395	.016
5723-23	10	100	.195	.420	.020
5723-24	10	82	.200	.385	.020
5723-26	10	100	.200	.385	.020
5723-27	1/4	100	.255	.480	.030
5723-29	1/4	100	.259	.507	.024
5723-28	1/4	82	.261	.507	.024
5723-30	1/4	100	.261	.507	.024
5723-31	1/4	66	.279	.355	.032
5723-32	1/4	116	.296	.500	.060
5723-33	5/16	100	.317	.540	.030
5723-34	5/16	82	.325	.635	.030
5723-36	5/16	100	.325	.635	.030
5723-37	3/8	100	.380	.600	.030
5723-38	3/8	82	.390	.762	.035
5723-40	3/8	100	.390	.762	.035
5723-41	1/2	100	.505	.845	.040
5723-42	1/2	82	.520	.875	.040
5723-44	1/2	100	.520	1.017	.040
5723-51	—	66	.725	.932	.050
5723-52	—	120	2.027	2.750	.020

Solder Lugs

Spring Clips

Spring Washers

Shoulder Washers

Stand Off Spacers

Flat Round Washers - Metallic

Flat Round Washers - Non-Metallic

O-Rings

Retaining Rings

Lockwashers Retention Washers & Push-on Nuts

Clamps & Brackets

Expansion Plugs

Ground Straps, Bus Bars & Term. Blocks

Tab & Notch Washers

Misc. Washers & Tags

Solid State Insulators

Military Standards

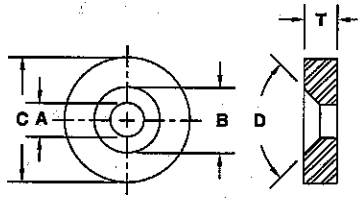
Custom Parts

Engineering Tables

Num. & Alpha. Index of Parts

# COUNTERSUNK WASHERS

Custom Sizes Available . . . See Last Page of This Section



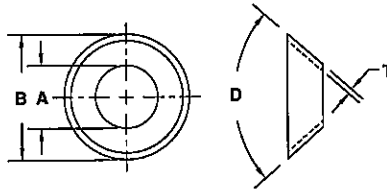
**NOTE:** Unless stated, all catalog parts are supplied without finish. See page 545 for specifying finishes.

PART NUMBER	SCREW SIZE	A ±.005	D ± 2°	B ±.010	C ±.010	T	MATERIAL
5728-18	2	.096	90	.156	.281	.060	Steel
5728-1	6	.156	90	.232	.281	.032	Aluminum
5728-8	10	.195	90	.280	.469	.060	Steel
5728-2	10	.195	90	.227	.469	.060	Steel
5728-3		.257	90	.339	.531	.075	Steel
5728-4		.320	90	.400	.593	.075	Steel
5728-9		.342	90	.400	.562	.032	Steel
5728-5		.383	90	.489	.687	.075	Steel
5728-6		.446	90	.550	.781	.075	Steel
5728-17		.455	82	.536	2.000	.060	Steel
5728-7		.510	90	.612	.875	.075	Steel
5728-10		.573	90	.677	.968	.075	Steel
5728-11		.637	90	.775	1.062	.075	Steel
5728-12		.763	90	.900	1.250	.075	Steel
5728-13		.890	90	1.025	1.437	.075	Steel
5728-14		1.017	90	1.150	1.625	.075	Steel
5728-15		1.142	90	1.275	1.875	.075	Steel
5728-16		1.266	90	1.437	2.125	.090	Steel



# COUNTERSUNK GASKETS SOFT ALUMINUM

Custom Sizes Available . . . See Last Page of This Section



**NOTE:** Unless stated, all catalog parts are supplied without finish. See page 545 for specifying finishes.

PART NUMBER	SCREW SIZE	D ± 2°	A ± .005	B ± .010	T
5736-2	0	82	.066	.119	.005
5736-4	1	82	.079	.146	.005
5736-6	2	82	.092	.172	.005
5736-8	3	82	.105	.199	.005
5736-10	4	82	.118	.225	.008
5736-12	4	100	.118	.225	.008
5736-13	4	110	.124	.280	.020
5736-15	6	110	.144	.340	.020
5736-14	6	82	.145	.279	.010
5736-16	6	100	.145	.279	.010
5736-17	6	100	.165	.287	.032
5736-18	8	82	.172	.332	.016
5736-20	8	100	.172	.332	.016
5736-21	8	100	.190	.395	.016
5736-23	10	100	.195	.420	.020
5736-24	10	82	.200	.385	.020
5736-26	10	100	.200	.385	.020
5736-25	10	100	.205	.389	.032
5736-27	1/4	100	.255	.480	.032
5736-28	1/4	82	.261	.507	.032
5736-30	1/4	100	.261	.507	.032
5736-31	1/4	66	.279	.355	.032
5736-32	1/4	60	.290	.418	.040
5736-33	5/16	100	.317	.540	.032
5736-34	5/16	82	.325	.635	.032
5736-36	5/16	100	.325	.635	.032
5736-37	3/8	100	.380	.600	.032
5736-38	3/8	82	.390	.762	.040
5736-40	3/8	100	.390	.762	.040
5736-41	1/2	100	.505	.845	.040
5736-42	1/2	82	.520	.875	.040
5736-44	1/2	100	.520	1.017	.040
5736-51	—	66	.725	.932	.050

Solder Lugs

Spring Clips

Spring Washers

Shoulder Washers

Stand Off Spacers

Flat Round Washers - Metallic

Flat Round Washers - Non-Metallic

O-Rings

Retaining Rings

Lockwashers Retention Washers & Push-on Nuts

Clamps & Brackets

Expansion Plugs

Ground Straps, Bus Bars & Term. Blocks

Tab & Notch Washers

Misc. Washers & Tags

Solid State Insulators

Military Standards

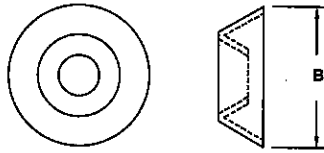
Custom Parts

Engineering Tables

Num. & Alpha. Index of Parts

# FINISHING WASHERS

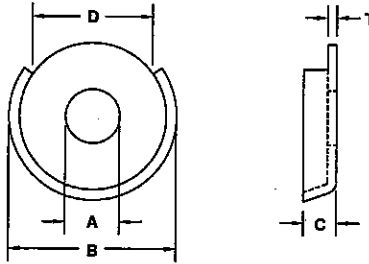
Custom Sizes Available . . . See Last Page of This Section



PART NUMBER	SCREW SIZE	B	MATERIAL	FINISH
5725-4	4	3/8	Brass	Nickel Plate
5725-6	6	7/16	Brass	Nickel Plate
5725-8	8	17/32	Brass	Nickel Plate
5725-10	10	19/32	Brass	Nickel Plate
5725-12	12	11/16	Brass	Nickel Plate
5725-14	1/4	25/32	Brass	Nickel Plate

# TERMINAL CUP WASHERS BRASS

Custom Sizes Available . . . See Last Page of This Section

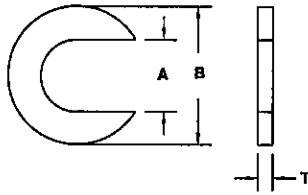


**NOTE:** Unless stated, all catalog parts are supplied without finish. See page 545 for specifying finishes.

PART NUMBER	SCREW SIZE	A ± .010	B ± .010	C ± .010	D REF.	T
5737-1	6	.153	.504	.095	.336	.025
5737-2	8	.168	.453	.076	.301	.020
5737-3	8	.178	.518	.129	.297	.032
5737-4	10	.200	.507	.087	.339	.025
5737-5	10	.200	.453	.076	.300	.020

# INSULATING "C" WASHERS VULCANIZED FIBRE

*Custom Sizes Available . . . See Last Page of This Section*



**NOTE:** Unless stated, all catalog parts are supplied without finish. See page 545 for specifying finishes.

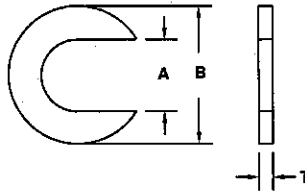
PART NUMBER	SCREW SIZE	A ± .005	B ± .010	T
5626-1	000	.038	.085	.016
5626-2	00	.053	.125	.016
5626-22	1	.082	.171	.032
5626-8*	1	.082	.171	.032
5626-9	1	.085	.560	.032
5626-3	3	.109	.262	.016
5626-23	4	.120	.187	.016
5626-10	4	.122	.437	.016
5626-4	4	.125	.300	.032
5626-11	4	.126	.450	.062
5626-18	5	.137	.383	.032
5626-5	6	.142	.435	.016
5626-16	6	.152	.437	.032
5626-24	10	.207	.376	.016
5626-12	10	.207	.574	.062
5626-19	10	.208	.435	.032
5626-20		.218	.437	.032
5626-13		.280	.500	.016
5626-14		.298	.814	.062
5626-6		.312	.805	.032
5626-7		.318	.750	.032
5626-21		.375	1.000	.016
5626-17		.378	.625	.016
5626-15		.395	.750	.016

\*Square Ends

- Solder Lugs
- Spring Clips
- Spring Washers
- Shoulder Washers
- Stand Off Spacers
- Fiat Round Washers - Metallic
- Fiat Round Washers - Non-Metallic
- O-Rings
- Retaining Rings
- Lockwashers Retention Washers & Push-on Nuts
- Clamps & Brackets
- Expansion Plugs
- Ground Straps, Bus Bars & Term. Blocks
- Tab & Notch Washers
- Misc. Washers & Tags
- Solid State Insulators
- Military Standards
- Custom Parts
- Engineering Tables
- Num. & Alpha. Index of Parts

# METAL "C" WASHERS STEEL

Custom Sizes Available . . . See Last Page of This Section



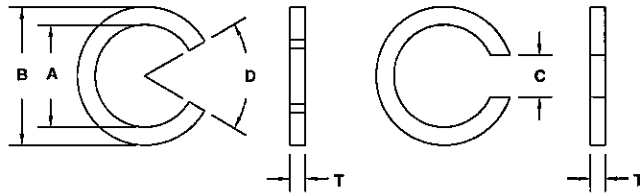
**NOTE:** Unless stated, all catalog parts are supplied without finish. See page 545 for specifying finishes.

PART NUMBER	SCREW SIZE	A ± .005	B ± .010	T
5726-1	000	.038	.085	.020
5726-2	00	.053	.125	.015
5726-22	1	.082	.171	.030
5726-9*	1	.082	.171	.024
5726-3	1	.085	.560	.024
5726-4	3	.109	.262	.005
5726-23	4	.120	.187	.015
5726-10	4	.122	.437	.010
5726-5	4	.125	.300	.030
5726-11	4	.126	.450	.042
5726-18	5	.137	.383	.030
5726-6	6	.142	.435	.030
5726-16	6	.152	.437	.030
5726-24	10	.207	.376	.015
5726-12	10	.207	.574	.048
5726-19	10	.208	.435	.030
5726-20		.218	.437	.030
5726-13		.280	.500	.015
5726-14		.298	.714	.048
5726-7		.312	.805	.060
5726-8		.318	.750	.090
5726-21		.375	1.000	.015
5726-17		.378	.625	.015
5726-15		.395	.750	.020

\*Square Ends

# INSULATING SPLIT WASHERS VULCANIZED FIBRE

*Custom Sizes Available . . . See Last Page of This Section*



**NOTE:** Unless stated, all catalog parts are supplied without finish. See page 545 for specifying finishes.

PART NUMBER	SCREW SIZE	A ± .005	B ± .010	T	C ± .010	D ± 3°
5627-16	000	.038	.085	.016	—	105
5627-20	2	.089	.188	.016	.020	—
5627-1	4	.117	.262	.016	.041	—
5627-17	4	.127	.309	.010	.032	—
5627-18	6	.145	.625	.032	.062	—
5627-30	6	.155	.313	.032	.032	—
5627-24	6	.156	.422	.032	.137	—
5627-21	10	.193	.273	.016	—	65
5627-2	10	.193	.378	.016	0	—
5627-3	10	.193	.505	.016	0	—
5627-31	10	.213	.350	.032	0	—
5627-25	12	.222	.365	.016	0	—
5627-27		.230	.520	.045	—	32
5627-28		.246	.440	.032	.200	—
5627-32		.250	.325	.016	.062	—
5627-4		.250	.375	.016	—	120
5627-19		.250	.375	.032	—	90
5627-5		.250	.375	.032	—	60
5627-6		.255	.442	.016	0	—
5627-7		.255	.505	.016	0	—
5627-8		.255	.567	.016	0	—
5627-33		.291	.499	.032	.266	—
5627-22		.317	.378	.032	—	60
5627-9		.317	.505	.016	0	—
5627-29		.317	.505	.060	.095	—
5627-34		.375	.433	.016	.025	—
5627-10		.380	.630	.016	0	—
5627-11		.390	1.625	.032	.125	—
5627-35		.397	.610	.094	—	120
5627-12		.442	.693	.016	0	—
5627-26		.457	.680	.032	.250	—
5627-13		.505	.755	.016	0	—
5627-36		.523	.822	.032	0	—
5627-23		.945	1.250	.032	.055	—
5627-15		1.830	2.312	.032	—	70
5627-14		1.945	3.000	.016	.100	—

Solder Lugs

Spring Clips

Spring Washers

Shoulder Washers

Stand Off Spacers

Flat Round Washers - Metallic

Flat Round Washers - Non-Metallic

O-Rings

Retaining Rings

Lockwashers Retention Washers & Push-on Nuts

Clamps & Brackets

Expansion Plugs

Ground Straps, Bus Bars & Term. Blocks

Tab & Notch Washers

Misc. Washers & Tags

Solid State Insulators

Military Standards

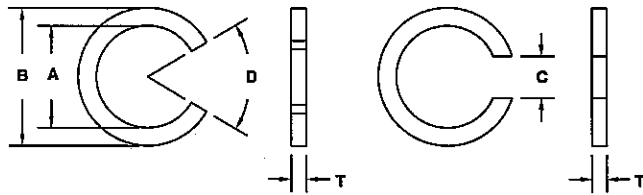
Custom Parts

Engineering Tables

Num. & Alpha. Index of Parts

# METAL SPLIT WASHERS STEEL

Custom Sizes Available . . . See Last Page of This Section

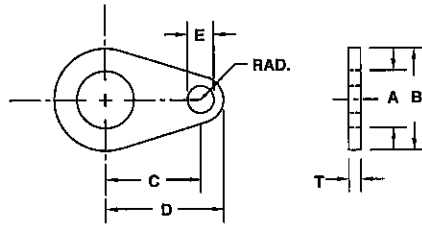


**NOTE:** Unless stated, all catalog parts are supplied without finish. See page 545 for specifying finishes.

PART NUMBER	SCREW SIZE	A ± .005	B ± .010	T	C ± .010	D ± 3°
5727-14	000	.038	.085	.020	—	105
5727-20	2	.089	.188	.015	.020	—
5727-1	4	.117	.262	.010	.041	—
5727-16	4	.127	.309	.010	.030	—
5727-17	6	.145	.625	.030	.060	—
5727-29	6	.155	.313	.024	.032	—
5727-23	6	.156	.422	.030	.137	—
5727-21	10	.193	.273	.010	—	65
5727-2	10	.193	.378	.015	0	—
5727-3	10	.193	.505	.015	0	—
5727-30	10	.213	.350	.024	0	—
5727-24		.222	.365	.015	0	—
5727-25		.230	.520	.048	—	32
5727-26		.246	.440	.030	.200	—
5727-31		.250	.325	.010	.062	—
5727-4		.250	.375	.010	—	120
5727-18		.250	.375	.030	—	90
5727-5		.250	.375	.010	—	60
5727-6		.255	.442	.015	0	—
5727-7		.255	.505	.015	0	—
5727-8		.255	.567	.015	0	—
5727-32		.291	.499	.032	.266	—
5727-22		.317	.378	.024	—	60
5727-9		.317	.505	.015	0	—
5727-27		.317	.505	.060	.095	—
5727-33		.375	.433	.016	.025	—
5727-10		.380	.630	.015	0	—
5727-11		.390	1.625	.015	.125	—
5727-34		.397	.610	.094	—	120
5727-12		.442	.693	.015	0	—
5727-28		.457	.675	.030	.250	—
5727-13		.505	.755	.015	0	—
5727-19		.945	1.250	.020	.055	—
5727-15		1.830	2.312	.015	—	70

# FLAT RETAINING WASHERS

*Custom Sizes Available . . . See Last Page of This Section*



**NOTE:** Unless stated, all catalog parts are supplied without finish. See page 545 for specifying finishes.

PART NUMBER	A ± .005	B ± .010	C ± .010	D ± .010	E ± .005	RADIUS ± .016	T	MATERIAL
5758-2	.094	.160	.190	.250	.066	.060	.016	Brass
5758-1	.112	.187	.187	.250	.047	.062	.016	Brass
5758-29	.120	.375	.497	.587	.055	.090	.032	Aluminum
5758-31	.123	.243	.285	.347	.062	.062	.010	Brass
5758-4	.123	.250	.293	.367	.062	.074	.010	Brass
5758-3	.125	.187	.187	.250	.078	.062	.016	Brass
5758-33	.125	.375	.759	.921	.125	.187	.063	Aluminum
5758-35	.144	.375	.497	.587	.055	.090	.032	Aluminum
5758-5	.156	.375	.515	.625	.120	.110	.016	Brass
5758-6	.191	.312	.352	.426	.078	.078	.020	Brass
5758-37	.196	.375	.497	.587	.055	.090	.032	Aluminum
5758-7	.196	.375	.515	.625	.120	.110	.016	Brass
5758-8	.198	.440	.580	.680	.080	.100	.020	Brass
5758-10	.215	.328	.469	.569	.105	.100	.030	Steel
5758-12	.225	.500	.656	.797	.105	.141	.030	Steel
5758-9	.257	.500	.656	.750	.120	.094	.025	Brass
5758-39	.260	.375	.497	.587	.055	.090	.032	Aluminum
5758-14	.275	.414	.500	.600	.105	.100	.030	Steel
5758-41	.275	.500	.380	.480	.070	.100	.048	Steel
5758-16	.275	.500	.656	.797	.105	.141	.030	Steel
5758-17	.313	.400	.840	.965	.130	.125	.062	Steel
5758-18	.335	.505	.625	.753	.137	.125	.030	Steel
5758-20	.335	.562	.812	.953	.137	.141	.030	Steel
5758-50	.364	.740	1.635	1.880	.187	.250	.125	Steel
5758-21	.378	.640	.470	.711	.196	.230	.125	Steel
5758-49	.394	.560	.499	.656	.073	.125	.016	Brass
5758-22	.406	.625	.506	.706	.066	.078	.032	Brass
5758-23	.406	.625	.866	1.021	.125	.187	.062	Aluminum
5758-42	.468	.688	.590	.750	.125	.160	.062	Aluminum
5758-11	.510	1.000	.700	.950	.125	.250	.030	Steel
5758-13	.600	.800	.640	.900	.170	.280	.032	Aluminum
5758-43	.593	.813	.910	1.062	.125	.160	.050	Aluminum
5758-24	.630	.940	.566	.690	.093	.125	.036	Steel
5758-15	.641	1.000	.700	.950	.125	.250	.030	Steel
5758-44	.645	.906	.976	1.132	.125	.125	.030	Steel
5758-19	.645	.906	.976	1.132	.125	.125	.060	Steel
5758-25	.750	1.500	1.406	1.790	.250	.380	.040	Steel
5758-45	.781	1.000	1.000	1.160	.125	.160	.050	Aluminum
5758-26	.900	1.236	.939	1.247	.194	.308	.063	Aluminum
5758-46	.906	1.125	1.056	1.216	.125	.160	.050	Aluminum
5758-47	1.094	1.375	1.190	1.350	.127	.160	.050	Aluminum

Solder Lugs

Spring Clips

Spring Washers

Shoulder Washers

Stand Off Spacers

Flat Round Washers - Metallic

Flat Round Washers - Non-Metallic

O-Rings

Retaining Rings

Lockwashers  
Retention Washers & Push-on Nuts

Clamps & Brackets

Expansion Plugs

Ground Straps, Bus Bars & Term. Blocks

Tab & Notch Washers

Misc. Washers & Tags

Solid State Insulators

Military Standards

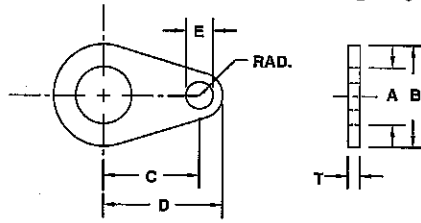
Custom Parts

Engineering Tables

Num. & Alpha. Index of Parts

# FLAT RETAINING WASHERS *(Continued)*

*Custom Sizes Available . . . See Last Page of This Section*

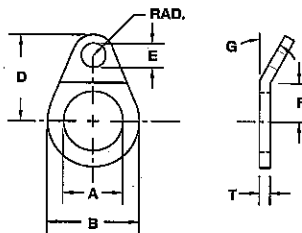


**NOTE:** Unless stated, all catalog parts are supplied without finish. See page 545 for specifying finishes.

PART NUMBER	A ± .005	B ± .010	C ± .010	D ± .010	E ± .005	RADIUS ± .016	T	MATERIAL
5758-28	1.145	1.560	1.031	1.150	.125	.125	.036	Steel
5758-30	1.265	1.750	1.062	1.219	.062	.157	.020	Aluminum
5758-32	1.300	1.735	1.062	1.375	.194	.312	.063	Aluminum
5758-48	1.500	2.005	1.825	2.130	.194	.312	.025	Aluminum
5758-34	1.600	2.250	1.286	1.755	.194	.469	.063	Aluminum
5758-36	1.908	2.284	1.232	1.366	.093	.125	.036	Steel
5758-27	1.906	2.188	1.511	1.700	.125	.190	.063	Aluminum
5758-38	2.358	2.940	1.547	1.690	.093	.125	.036	Steel
5758-40	2.868	3.450	1.812	1.940	.093	.125	.036	Steel

# FORMED RETAINING WASHERS

*Custom Sizes Available . . . See Last Page of This Section*

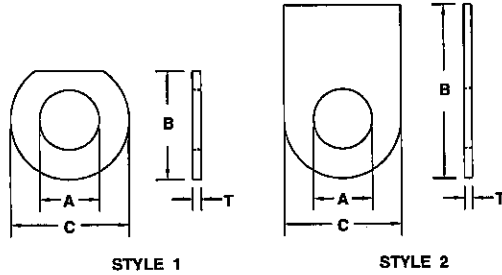


PART NUMBER	A ± .005	B ± .010	D ± .020	E ± .005	RADIUS ± .016	F ± .010	G ± 4°	T	MATERIAL
5759-3	.117	.240	.185	.050	.050	.095	45	.018	Brass
5759-5	.120	.375	—	.055	.090	.268	90	.032	Aluminum
5759-7	.125	.375	.941	.125	.190	.500	30	.063	Aluminum
5759-9	.144	.375	—	.058	.090	.261	90	.032	Aluminum
5759-11	.169	.375	—	.055	.090	.268	90	.032	Aluminum
5759-12	.250	.656	1.000	.125	.140	.406	15	.063	Aluminum
5759-13	.309	.408	.965	.130	.125	.225	17	.060	Steel
5759-15	.458	.656	1.000	.125	.140	.389	15	.063	Aluminum
5759-17	.468	.688	1.004	.125	.160	.590	30	.048	St. Steel
5759-21	.597	.813	1.022	.125	.160	.654	30	.048	St. Steel
5759-22	.645	.906	1.122	.125	.141	.594	15	.060	St. Steel
5759-24	.645	.906	1.122	.125	.141	.594	15	.030	Steel
5759-23	.778	1.000	1.098	.125	.160	.710	30	.048	St. Steel
5759-25	.788	1.006	1.185	.125	.160	.720	30	.024	Steel
5759-26	.900	1.236	1.224	.197	.308	.564	15	.063	Aluminum
5759-27	.909	1.130	1.176	.125	.160	.796	30	.048	St. Steel
5759-29	1.094	1.375	1.300	.125	.160	.947	30	.048	St. Steel
5759-32	1.300	1.735	1.375	.194	.312	.687	15	.063	Aluminum
5759-33	1.344	1.631	1.430	.125	.160	1.062	30	.048	St. Steel
5759-34	1.600	2.250	1.755	.194	.469	.911	15	.063	Aluminum
5759-35	1.651	1.946	1.460	.125	.160	1.126	30	.048	St. Steel



# D SHAPE WASHERS STEEL

Custom Sizes Available . . . See Last Page of This Section



**NOTE:** Unless stated, all catalog parts are supplied without finish. See page 545 for specifying finishes.

PART NUMBER	STYLE	SCREW SIZE	A ± .005	B ± .010	C ± .010	T
5734-1	1	2	.090	.168	.187	.030
5734-2	1	2	.097	.194	.218	.018
5734-4	1	3	.102	.218	.247	.030
5734-3	1	3	.104	.376	.440	.030
5734-22	1	3	.105	.218	.247	.030
5734-31	1	3	.107	.203	.250	.015
5734-5	1	3	.107	.234	.250	.030
5734-33	1	4	.123	.225	.250	.015
5734-6	1	4	.125	.220	.250	.020
5734-7	1	4	.125	.251	.312	.030
5734-8	1	4	.125	.312	.375	.030
5734-12	1	5	.135	.437	.500	.030
5734-9	1	5	.138	.310	.380	.060
5734-16	1	6	.144	.437	.502	.030
5734-34	1	6	.146	.411	.485	.075
5734-10	1	6	.156	.312	.375	.060
5734-11	1	6	.157	.261	.312	.030
5734-35	1	8	.170	.700	.590	.048
5734-20	1	8	.173	.312	.375	.030
5734-15	1	8	.189	.312	.375	.042
5734-24	1	10	.200	.344	.437	.030
5734-17	1	10	.200	.505	.560	.018
5734-27	1	10	.200	.500	.625	.030
5734-28	1	12	.221	.531	.633	.060
5734-32	1		.254	.625	.750	.048
5734-18	1		.255	.500	.625	.030
5734-37	1		.258	.534	.623	.060
5734-38	1		.261	.587	.752	.060
5734-39	1		.318	.655	.748	.018
5734-36	1		.334	.566	.619	.030
5734-19	1		.343	.593	.687	.060
5734-40	1		.376	.719	.876	.030
5734-44	1		.444	.750	.874	.060
5734-48	1		.522	.875	1.062	.060
5734-21	1		.590	1.100	1.220	.060
5734-41	1		.710	.926	.995	.030
5734-42	1		.766	1.255	1.310	.075
5734-43	2	2	.096	.200	.147	.018
5734-23	2	4	.120	.250	.180	.030
5734-25	2	4	.125	.324	.250	.040

Solder Lugs

Spring Clips

Spring Washers

Shoulder Washers

Stand Off Spacers

Flat Round Washers - Metallic

Flat Round Washers - Non-Metallic

O-Rings

Retaining Rings

Lockwashers Retention Washers & Push-on Nuts

Clamps & Brackets

Expansion Plugs

Ground Straps, Bus Bars & Term. Blocks

Tab & Notch Washers

Misc. Washers & Tags

Solid State Insulators

Military Standards

Custom Parts

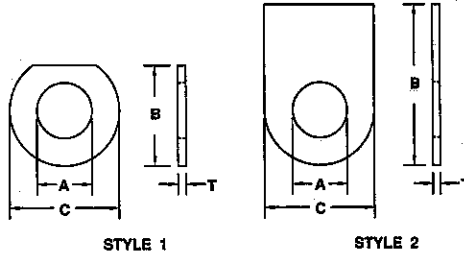
Engineering Tables

Num. & Alpha. Index of Parts

# D SHAPE WASHERS

## STEEL (Continued)

Custom Sizes Available . . . See Last Page of This Section



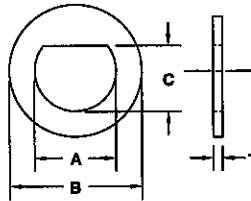
**NOTE:** Unless stated, all catalog parts are supplied without finish. See page 545 for specifying finishes.

PART NUMBER	STYLE	SCREW SIZE	A ± .005	B ± .010	C ± .010	T
5734-13	2	6	.166	.276	.281	.020
5734-14	2	6	.166	.301	.281	.020
5734-26	2	8	.189	.812	.500	.025
5734-29	2		.250	.837	.875	.104
5734-30	2		.339	.800	.700	.060

# D SHAPE HOLE WASHERS

## STEEL

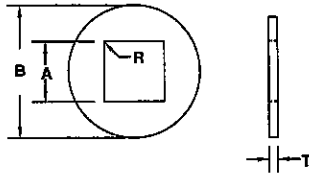
Custom Sizes Available . . . See Last Page of This Section



PART NUMBER	A ± .005	B ± .010	C ± .005	T
5735-3	.127	.312	.109	.031
5735-5	.185	.439	.164	.024
5735-13	.187	.437	.165	.015
5735-4	.190	.437	.166	.030
5735-14	.192	.350	.177	.030
5735-1	.193	.250	.132	.030
5735-6	.253	.388	.159	.048
5735-15	.257	.438	.235	.015
5735-17	.257	.442	.234	.048
5735-7	.285	.500	.245	.060
5735-18	.303	.561	.266	.030
5735-9	.317	.500	.250	.048
5735-10	.317	.500	.263	.048
5735-8	.381	.750	.336	.030
5735-12	.410	.937	.362	.060
5735-16	.440	.937	.379	.060
5735-20	.469	1.000	.438	.060
5735-24	.505	1.000	.457	.030
5735-11	.627	1.000	.566	.060
5735-2	.875	1.125	.822	.042
5735-36	1.312	1.812	1.120	.060

# SQUARE HOLE WASHERS STEEL

Custom Sizes Available . . . See Last Page of This Section

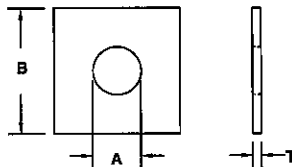


**NOTE:** Unless stated, all catalog parts are supplied without finish. See page 545 for specifying finishes.

PART NUMBER	A ± .005	B ± .010	R ± .016	T
5730-4	.065	.187	—	.015
5730-5	.076	.250	—	.060
5730-8	.132	.312	—	.030
5730-12	.188	.375	—	.030
5730-14	.204	.437	—	.030
5730-16	.226	.500	—	.048
5730-18	.320	.680	—	.060
5730-20	.385	.750	—	.048
5730-21	.392	.900	—	.090
5730-24	.405	.700	—	.060
5730-25	.517	.900	—	.104
5730-28	.517	.937	—	.060
5730-30	.520	1.690	—	.005
5730-29	.520	2.250	—	.010
5730-32	.555	1.000	—	.060
5730-36	.617	1.125	.187	.060
5730-40	.700	1.250	.062	.060
5730-44	.812	1.375	—	.060

# SQUARE WASHERS STEEL

Custom Sizes Available . . . See Last Page of This Section



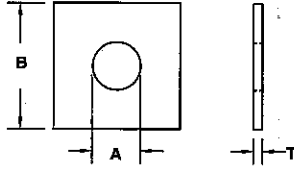
PART NUMBER	SCREW SIZE	A ± .005	B ± .010	T
5733-4	0	.066	.156	.015
5733-5	0	.070	.187	.060
5733-7	1	.089	.187	.030
5733-8	2	.094	.156	.015
5733-10	2	.095	.250	.015
5733-9	2	.096	.200	.030
5733-1	4	.116	.222	.048
5733-12	4	.116	.250	.015
5733-16	6	.146	.500	.030
5733-20	6	.156	.375	.030
5733-21	6	.159	.625	.120
5733-2	8	.169	.625	.005
5733-24	8	.170	.437	.048

- Solder Lugs
- Spring Clips
- Spring Washers
- Shoulder Washers
- Stand Off Spacers
- Flat Round Washers - Metallic
- Flat Round Washers - Non-Metallic
- O-Rings
- Retaining Rings
- Lockwashers Retention Washers & Push-on Nuts
- Clamps & Brackets
- Expansion Plugs
- Ground Straps, Bus Bars & Term. Blocks
- Tab & Notch Washers
- Misc. Washers & Tags
- Solid State Insulators
- Military Standards
- Custom Parts
- Engineering Tables
- Num. & Alpha. Index of Parts

# SQUARE WASHERS

## STEEL (Continued)

Custom Sizes Available . . . See Last Page of This Section

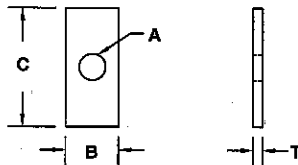


**NOTE:** Unless stated, all catalog parts are supplied without finish. See page 545 for specifying finishes.

PART NUMBER	SCREW SIZE	A ± .005	B ± .016	T
5733-25	8	.170	.625	.030
5733-26	8	.176	.375	.015
5733-28	8	.187	.344	.015
5733-3	8	.187	.625	.075
5733-32	10	.193	.437	.030
5733-36	10	.214	.750	.060
5733-40		.252	.562	.015
5733-41		.265	.437	.060
5733-6		.325	1.000	.120
5733-42		.385	.625	.060
5733-11		.438	2.000	.042
5733-43		.443	.750	.060
5733-50		.546	.750	.030
5733-44		.688	2.000	.120
5733-45		.688	2.250	.120
5733-46		.812	2.250	.120

# RECTANGULAR WASHERS

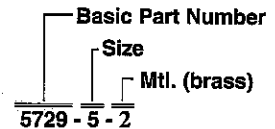
Custom Sizes Available . . . See Last Page of This Section



\* ADD TO PART NUMBER

- 1 for aluminum
- 2 for brass
- 3 for steel
- 4 for stainless steel

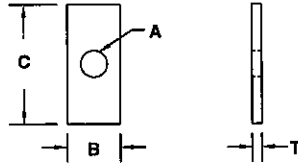
Example of Part Number:



PART NUMBER	SCREW SIZE	A ± .005	B ± .010	C ± .010	T	MATERIAL*
5729-30-*	0	.065	.187	.375	.016	See Code Above
5729-31-*	0	.071	.200	.688	.016	"
5729-1-*	0	.075	.141	.281	.016	"
5729-2-*	1	.088	.172	.344	.020	"
5729-32-*	2	.094	.250	.280	.016	"
5729-33-*	2	.095	.250	.562	.016	"
5729-25-*	2	.096	.185	.425	.030	"
5729-41-*	2	.097	.249	.719	.040	"
5729-3-*	2	.101	.203	.406	.025	"
5729-34-*	3	.103	.300	1.150	.016	"

# RECTANGULAR WASHERS *(Continued)*

*Custom Sizes Available . . . See Last Page of This Section*

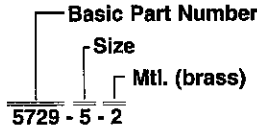


**NOTE:** Unless stated, all catalog parts are supplied without finish. See page 545 for specifying finishes.

\* ADD TO PART NUMBER

- 1 for aluminum
- 2 for brass
- 3 for steel
- 4 for stainless steel

Example of Part Number:

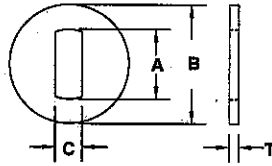


PART NUMBER	SCREW SIZE	A ± .005	B ± .010	C ± .010	T	MATERIAL*
5729-35-*	3	.103	.400	1.170	.016	See Code Above
5729-36-*	3	.104	.250	.985	.020	"
5729-37-*	3	.105	.300	1.425	.016	"
5729-4-*	3	.114	.234	.468	.030	"
5729-5-*	4	.127	.250	.500	.030	"
5729-6-*	4	.127	.312	.375	.030	"
5729-38-*	5	.130	.500	1.468	.016	"
5729-42-*	5	.135	.496	.995	.062	"
5729-7-*	5	.140	.297	.594	.040	"
5729-39-*	5	.140	.400	1.840	.020	"
5729-26-*	6	.143	.220	.400	.030	"
5729-27-*	6	.147	.330	.375	.030	"
5729-8-*	6	.153	.312	.625	.040	"
5729-28-*	6	.156	.235	.340	.030	"
5729-9-*	6	.158	.375	.438	.040	"
5729-43-*	6	.160	.376	.627	.062	"
5729-10-*	8	.180	.375	.750	.050	"
5729-11-*	8	.190	.438	.500	.040	"
5729-12-*	10	.206	.406	.812	.050	"
5729-13-*	10	.221	.500	.625	.040	"
5729-14-*	12	.232	.437	.875	.050	"
5729-44-*		.250	.500	.754	.062	"
5729-15-*		.255	.562	.750	.040	"
5729-40-3		.260	.750	1.500	.104	"
5729-16-*	1/4	.266	.516	1.032	.062	"
5729-17-*	1/4	.286	.625	1.000	.062	"
5729-18-*	5/16	.328	.578	1.156	.062	"
5729-19-*	5/16	.349	.688	1.125	.062	"
5729-20-*	3/8	.391	.641	1.282	.062	"
5729-21-*	3/8	.411	.812	1.500	.062	"
5729-22-*	7/16	.453	.812	1.625	.090	"
5729-29-*		.500	1.000	1.500	.016	"
5729-23-*	1/2	.516	.875	1.750	.090	"
5729-24-*	1/2	.536	1.062	2.000	.090	"

- Solder Lugs
- Spring Clips
- Spring Washers
- Shoulder Washers
- Stand Off Spacers
- Flat Round Washers - Metallic
- Flat Round Washers - Non-Metallic
- O-Rings
- Retaining Rings
- Lockwashers Retention Washers & Push-on Nuts
- Clamps & Brackets
- Expansion Plugs
- Ground Straps, Bus Bars & Term. Blocks
- Tab & Notch Washers
- Misc. Washers & Tags
- Solid State Insulators
- Military Standards
- Custom Parts
- Engineering Tables
- Num. & Alpha. Index of Parts

# FLATTENED SHAFT WASHERS STEEL

*Custom Sizes Available . . . See Last Page of This Section*

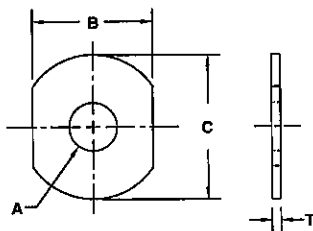


**NOTE:** Unless stated, all catalog parts are supplied without finish. See page 545 for specifying finishes.

PART NUMBER	A ± .005	B ± .010	C ± .005	T
5731-21	.182	.375	.122	.015
5731-1	.189	.250	.130	.030
5731-4	.191	.375	.100	.015
5731-2	.218	.437	.110	.030
5731-7	.240	.500	.130	.010
5731-24	.250	.380	.187	.030
5731-8	.250	.437	.080	.024
5731-12	.251	.500	.118	.030
5731-16	.280	.562	.148	.030
5731-3	.300	.593	.200	.048
5731-22	.305	.410	.215	.030
5731-25	.325	.500	.325	.060
5731-20	.375	.750	.218	.048
5731-5	.375	.750	.250	.048
5731-23	.376	1.220	.324	.060
5731-6	.400	.812	.280	.020
5731-9	.453	.800	.250	.030
5731-10	.480	.875	.395	.048
5731-26	.647	.882	.540	.060
5731-11	.770	1.032	.522	.030
5731-13	.570	.687	.510	.060
5731-14	.578	.792	.562	.024
5731-15	.640	.875	.533	.030
5731-17	.700	.938	.315	.060
5731-27	.800	1.000	.360	.030
5731-18	.810	1.250	.690	.024
5731-28	.813	1.375	.702	.060
5731-19	.813	2.000	.702	.060

# CLIPPED WASHERS STEEL

Custom Sizes Available . . . See Last Page of This Section

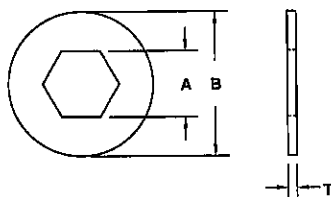


**NOTE:** Unless stated, all catalog parts are supplied without finish. See page 545 for specifying finishes.

PART NUMBER	SCREW SIZE	A ± .005	B ± .010	C ± .010	T
5738-1	2	.100	.180	.250	.018
5738-2	4	.125	.275	.375	.024
5738-6	6	.148	.300	.375	.010
5738-3	6	.150	.375	.500	.030
5738-4	8	.177	.400	.500	.048
5738-7	8	.191	.580	.640	.060
5738-5	10	.203	.600	.750	.060
5738-8		.251	.374	.437	.010
5738-9		.379	.652	.792	.090
5738-10		.438	.650	.790	.090

# HEXAGONAL HOLE WASHERS STEEL

Custom Sizes Available . . . See Last Page of This Section



PART NUMBER	A ± .005	B ± .010	T
5732-5	.135	.274	.020
5732-8	.196	.500	.016
5732-6	.196	.500	.048
5732-9	.198	.375	.020
5732-7	.198	.437	.030
5732-12	.375	.750	.030

Solder Lugs

Spring Clips

Spring Washers

Shoulder Washers

Stand Off Spacers

Flat Round Washers - Metallic

Flat Round Washers - Non-Metallic

O-Rings

Retaining Rings

Lockwashers Retention Washers & Push-on Nuts

Clamps & Brackets

Expansion Plugs

Ground Straps, Bus Bars & Term. Blocks

Tab & Notch Washers

Misc. Washers & Tags

Solid State Insulators

Military Standards

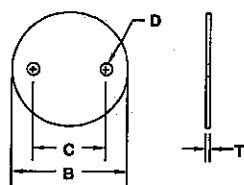
Custom Parts

Engineering Tables

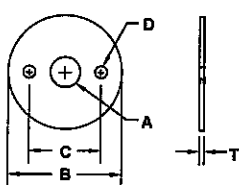
Num. & Alpha. Index of Parts

# BOLT CIRCLE WASHERS STEEL

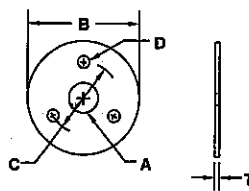
*Custom Sizes Available . . . See Last Page of This Section*



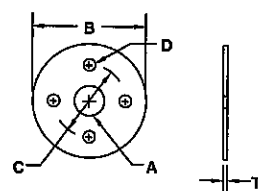
**STYLE 1**



**STYLE 2**



**STYLE 3**



**STYLE 4**

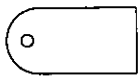
**NOTE:** Unless stated, all catalog parts are supplied without finish. See page 545 for specifying finishes.

PART NUMBER	STYLE	A ± .005	B ± .010	± .010 (C) BOLT CIRCLE	D ± .005	(D) NO. of HOLES	T
5761-1	1	—	1.500	1.062	.187	2	.030
5761-2	2	.098	.622	.440	.063	2	.030
5761-3	2	.278	.945	.635	.170	2	.060
5761-4	2	.311	.945	.635	.170	2	.060
5761-5	2	.391	1.620	1.212	.156	2	.060
5761-6	3	.200	.615	.400	.078	3	.060
5761-7	3	.750	2.000	1.698	.172	3	.060
5761-8	3	.785	1.390	1.186	.100	3	.060
5761-9	4	.600	1.000	.814	.126	4	.010

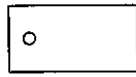


# TAGS AND MARKER BANDS

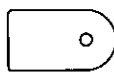
*Custom Sizes Available . . . See Last Page of This Section*



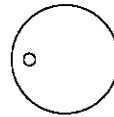
1020




1021



1022



1023



1024

**NOTE:** Unless stated, all catalog parts are supplied without finish. See page 545 for specifying finishes.

PART NUMBER	LENGTH OR DIAMETER	WIDTH	SCREW SIZE	HOLE SIZE	THICKNESS	MATERIAL
1020-1	5/8	1/4	0	1/16	1/32	Steel
1020-2	5/8	1/4	0	1/16	1/32	Fibre
1020-3	13/16	1/2	8	3/16	1/32	Fibre
1020	1-9/32	17/32	2	3/32	1/16	Fibre
1021-6	5/16	1/8	0	1/16	1/64	Brass
1021-7	31/64	1/8	—	.040	.006	Phos. Bronze
1021-8	35/64	1/4	6	5/32	1/32	Nylon Phenolic
1021-9	25/32	7/16	10	13/64	1/32	Nylon Phenolic
1021-5	15/16	3/16	2	3/32	1/32	Aluminum
1021-4	1	3/16	3	7/64	1/64	Fibre
1021-10	1-3/8	5/8	1/4	17/64	1/32	Nylon Phenolic
1021-11	1-3/8	5/8	5/16	21/64	1/32	Nylon Phenolic
1021-12	1-3/8	5/8	3/8	25/64	1/32	Nylon Phenolic
1021-3	2-1/4	1	4	1/8	.020	Stainless Steel
1021	2-1/4	1	4	1/8	3/64	Fibre
1021-2	2-1/4	1	4	1/8	1/16	Fibre
1022-7	7/8	3/8	2	3/32	.020	Aluminum
1022-3	1	1/2	4	1/8	.020	Aluminum
1022-4	1	1/2	4	1/8	1/32	Fibre
1022-5	1	1/2	1/4	17/64	.020	Aluminum
1022-6	1	1/2	1/4	17/64	1/32	Fibre
1022-8	1.106	.325	8	.176	1/32	Fibre
1022-1	1-1/4	5/8	10	13/64	.020	Aluminum
1022-2	1-1/4	5/8	10	13/64	1/32	Fibre
1023-11	7/32	—	0	.070	.042	Steel
1023-4	17/64	—	4	1/8	1/32	Steel
1023-5	17/64	—	4	1/8	1/32	Fibre
1023-12	5/16	—	4	1/8	1/64	Steel
1023-10	3/8	—	0	1/16	1/64	Brass
1023-13	3/8	—	4	1/8	.042	Steel
1023-7	33/64	—	8	11/64	1/16	Fibre
1023-6	33/64	—	8	11/64	1/8	Steel
1023-2	5/8	—	0	1/16	1/64	Steel
1023-14	5/8	—	8	11/64	1/8	Steel
1023-3	5/8	—	0	1/16	1/64	Fibre
1023-8	15/16	—	8	11/64	1/32	Steel
1023-9	15/16	—	8	11/64	1/32	Fibre
1023-1	1	—	4	1/8	1/32	Aluminum
1023	1	—	4	1/8	1/16	Fibre
1024	1-3/4	1/4	0	1/16x9/64	1/64	Aluminum

Solder Lugs

Spring Clips

Spring Washers

Shoulder Washers

Stand Off Spacers

Flat Round Washers – Metallic

Flat Round Washers – Non-Metallic

O-Rings

Retaining Rings

Lockwashers Retention Washers & Push-on Nuts

Clamps & Brackets

Expansion Plugs

Ground Straps, Bus Bars & Term. Blocks

Tab & Notch Washers

Misc. Washers & Tags

Solid State Insulators

Military Standards

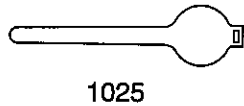
Custom Parts

Engineering Tables


Num. & Alpha. Index of Parts

# TAGS AND MARKER BANDS (Continued)

*Custom Sizes Available . . . See Last Page of This Section*



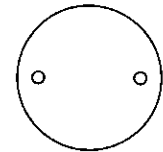
1025



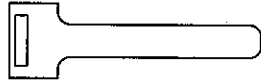
1026



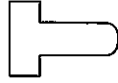
1027



1028



1029



1030



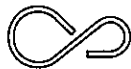
1031

**NOTE:** Unless stated, all catalog parts are supplied without finish. See page 545 for specifying finishes.

PART NUMBER	LENGTH OR DIAMETER	WIDTH	SCREW SIZE	HOLE SIZE	THICKNESS	MATERIAL
1025-1	2-1/8	1/2	—	3/64x3/16	1/64	Brass
1025-2	4-1/2	1/2	—	3/64x3/16	1/64	Brass
1026	4-1/2	9/32	—	3/64x3/16	.013	Brass
1026-1	6-1/2	9/32	—	3/64x3/16	.010	Brass
1026-2	9	17/32	—	3/64x13/32	.013	Brass
1027-4	1/4	9/64	1	.084	.010	Brass
1027-2	1-1/16	5/16	6	3/16	.040	Brass
1027-5	1-7/64	3/8	4	1/8	1/16	Aluminum
1027-3	1-5/16	3/8	6	5/32	1/32	Brass
1027	1-11/16	1/2	8	11/64	1/32	Brass
1027-1	1-7/8	3/8	4	1/8	1/32	Steel
1027-6	1-7/8	3/8	4	1/8	1/32	Brass
1027-7	3	1-5/8	—	.372	1/32	Aluminum
1028-1	1-1/8	—	6	.148	.031	Aluminum
1029-1	3-1/4	1/2	—	1/16x9/32	.010	Stainless Steel
1030-1	1-1/8	5/8	—	—	.012	Aluminum
1030-2	2	7/8	—	—	.012	Aluminum
1030-3	3	1	—	—	.012	Aluminum
1031-1	1.500	.562	—	.062x.312	.020	Aluminum
1031-2	2.000	.562	—	.062x.312	.020	Aluminum
1031-3	2.500	.562	—	.062x.312	.020	Aluminum
1031-4	3.000	.562	—	.062x.312	.020	Aluminum
1031-5	3.500	.562	—	.062x.312	.020	Aluminum
1031-6	2.500	.750	—	.062x.312	.020	Aluminum
1031-7	3.000	.750	—	.062x.312	.020	Aluminum
1031-8	3.500	.750	—	.062x.312	.020	Aluminum
1031-9	4.000	.750	—	.062x.312	.020	Aluminum
1031-10	5.000	.750	—	.062x.312	.020	Aluminum
1031-11	3.500	1.062	—	.062x.812	.020	Aluminum
1031-12	4.000	1.062	—	.062x.812	.020	Aluminum
1031-13	4.500	1.062	—	.062x.812	.020	Aluminum
1031-14	5.000	1.062	—	.062x.812	.020	Aluminum
1031-15	6.000	1.062	—	.062x.812	.020	Aluminum
1031-16	4.500	1.500	—	.062x.812	.020	Aluminum
1031-17	5.000	1.500	—	.062x.812	.020	Aluminum
1031-18	6.000	1.500	—	.062x.812	.020	Aluminum
1031-19	7.000	1.500	—	.062x.812	.020	Aluminum
1031-20	7.500	1.500	—	.062x.812	.020	Aluminum

# TAG LINKS

Custom Sizes Available . . . See Last Page of This Section



1000



1001 & 1002

**NOTE:** Unless stated, all catalog parts are supplied without finish. See page 545 for specifying finishes.

PART NUMBER	LENGTH	LARGE DIAMETER	SMALL DIAMETER	WIRE DIAMETER	MATERIAL	FINISH
1000	5/8	7/32	1/8	1/16	Steel	Zinc Plate
1001	1-9/64	1/2	1/4	.072	Stainless Steel	
1002	1-11/64	1/2	1/4	.091	Stainless Steel	

Solder Lugs

Spring Clips

Spring Washers

Shoulder Washers

Stand Off Spacers

Flat Round Washers - Metallic

Flat Round Washers - Non-Metallic

O-Rings

Retaining Rings

Lockwashers Retention Washers & Push-on Nuts

Clamps & Brackets

Expansion Plugs

Ground Straps, Bus Bars & Term. Blocks

Tab & Notch Washers

Misc. Washers & Tags

Solid State Insulators

Military Standards

Custom Parts

Engineering Tables

Num. & Alpha. Index of Parts

## HOW TO REQUEST A FAX QUOTE:

# CUSTOM MISCELLANEOUS WASHERS & TAGS

**If your application requires a custom miscellaneous washer or tag with dimensions not listed in this catalog, simply photocopy the adjoining page, fill in all necessary dimensions, and fax it to us at 208-734-7222. It's that simple!**

Seastrom Manufacturing can manufacture virtually any custom washer or tag you require.

Locate the part number configuration to best suit your application.

(See the illustrated table of contents in the front of this section.)

Fill in the configuration part number on the photocopy of the Fax Quote page, as well as all necessary dimensions.\*

### EXAMPLE

WASHER OR TAG CONFIGURATION: <u>5758</u>			
STYLE: _____			
A: <u>1.145</u>	E: <u>.125</u>	R/Radius: <u>.125</u>	Length/ Diameter: _____
B: <u>1.560</u>	F: _____	T: <u>.036</u>	Width: _____
C: <u>1.031</u>	G: _____	Lg. Dia: _____	Screw/ Hole Size: _____
D: <u>1.150</u>		Sm. Dia.: _____	

\*If the custom configuration you require does not match the configurations in the front of this section, please refer to the Custom Parts section for a fax quote cover sheet and a blank print to sketch your own design.

If we can answer any questions concerning your custom washer or tag needs, please feel free to call us today at 1-800-634-2356.

# FAX QUOTE

## CUSTOM MISCELLANEOUS WASHERS & TAGS

PLEASE FAX TO:

SEASTROM MANUFACTURING COMPANY, INC. 208•734•7222

ATTENTION: Inside Sales

DATE \_\_\_\_\_

WASHER OR TAG CONFIGURATION: \_\_\_\_\_

STYLE: \_\_\_\_\_

A: _____	E: _____	R/Radius: _____	Length/ Diameter: _____
B: _____	F: _____	T: _____	Width: _____
C: _____	G: _____	Lg. Dia: _____	Screw/ Hole Size: _____
D: _____		Sm. Dia.: _____	

UNLESS OTHERWISE SPECIFIED ALL DIMENSIONS WILL BE TO CATALOG TOLERANCES.\*

Material: \_\_\_\_\_ Deburring Required?  Yes  No

Plating: \_\_\_\_\_

Other Requirements: \_\_\_\_\_

From: \_\_\_\_\_ Title: \_\_\_\_\_

Company: \_\_\_\_\_

Address: \_\_\_\_\_ City: \_\_\_\_\_ State: \_\_\_\_\_ Zip: \_\_\_\_\_

Phone: \_\_\_\_\_ Fax: \_\_\_\_\_

Please Quote  
the following:

*For Seastrom Use*

QUANTITY	PRICE	DELIVERY

Estimated Yearly Usage:

\*See Pages 551  
and 552 for  
commercial  
thickness  
tolerances.

DO NOT TEAR OUT ... PLEASE PHOTOCOPY