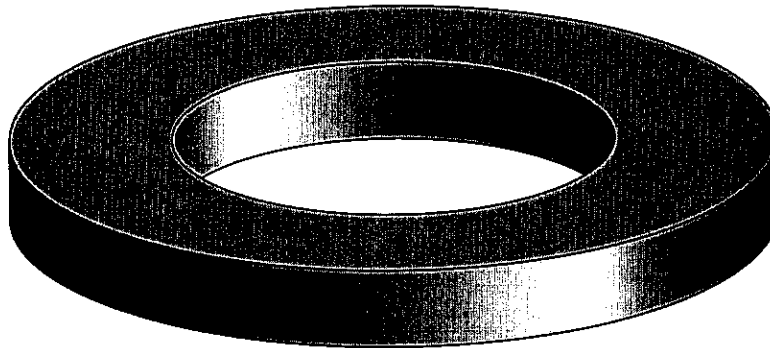


TABLE OF CONTENTS

FLAT ROUND WASHERS – NON-METALLIC

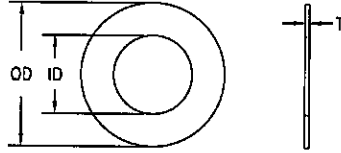


MATERIAL TYPE	PAGE NO.
DELTRIN	250
FIBERGLASS	254
FIBRE	257
KAPTON	268
MICA	272
MYLAR	277
NEOPRENE	282
NYLATRON	286
NYLON	291
PHENOLIC	310
POLYETHYLENE(HIGH DENSITY)	315
PVC (POLYVINYL CHLORIDE)	318
SANTOPRENE	321
TEFLON	323

FOR MATERIAL INFORMATION, SEE ENGINEERING
TABLES BEGINNING ON PAGE 543.

DELTRIN WASHERS

Custom Sizes Available . . . See Last Page of This Section

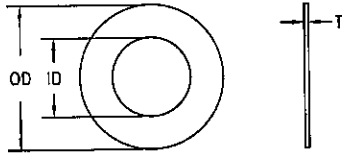


*To specify the thickness add -5 for .005 thickness, -10 for .010 thickness, etc.

PART NUMBER	SCREW SIZE	INSIDE DIA. ± .005	OUTSIDE DIA. ± .010	T* STOCKED THICKNESS
5614-45-*	000	.046	.125	.015
5614-1-*	00	.050	.109	.010, .020
5614-29-*	00	.050	.312	.031
5614-30-*	00	.060	.156	.010
5614-46-*	00	.062	.130	.015
5614-31-*	00	.062	.180	.031, .062
5614-47-*	00	.062	.218	.015, .031
5614-48-*	00	.063	.312	.015
5614-2-*	0	.064	.125	.005, .020, .025
5614-32-*	0	.065	.187	.015
5614-49-*	0	.070	.235	.015
5614-3-*	0	.073	.125	.020
5614-4-*	1	.076	.156	.020
5614-33-*	1	.080	.187	.015
5614-100-*	1	.088	.237	.015
5614-34-*	2	.090	.187	.015, .031
5614-101-*	2	.093	.312	.020
5614-5-*	2	.094	.219	.020, .031
5614-50-*	2	.098	.180	.015, .031, .062
5614-6-*	3	.108	.247	.031
5614-51-*	3	.110	.312	.015, .031
5614-52-*	4	.120	.220	.015, .031
5614-35-*	4	.120	.281	.015, .020, .031
5614-54-*	4	.122	.244	.031
5614-55-*	4	.122	1.417	.020, .062
5614-56-*	4	.125	.184	.015
5614-7-*	4	.125	.310	.020, .031
5614-57-*	4	.125	.375	.031
5614-58-*	4	.125	.500	.031
5614-36-*	5	.136	.250	.062, .100
5614-8-*	5	.136	.375	.031
5614-37-*	5	.140	.267	.031
5614-38-*	5	.140	.343	.031
5614-59-*	5	.140	.440	.031
5614-60-*	5	.140	.750	.031
5614-61-*	5	.141	.281	.031, .062
5614-9-*	6	.150	.312	.031, .062
5614-62-*	6	.150	.440	.031
5614-10-*	6	.151	.375	.031
5614-102-*	6	.156	.625	.020, .031

DELTRIN WASHERS (Continued)

Custom Sizes Available . . . See Last Page of This Section



*To specify the thickness add -5 for .005 thickness, -10 for .010 thickness, etc.

PART NUMBER	SCREW SIZE	INSIDE DIA. ± .005	OUTSIDE DIA. ± .010	T* STOCKED THICKNESS
5614-63-*	6	.160	.390	.015, .031
5614-39-*	6	.163	.437	.031
5614-11-*	8	.172	.750	.062
5614-12-*	8	.173	.375	.010, .031
5614-103-*	8	.185	.500	.031
5614-64-*	8	.187	.312	.031, .062
5614-65-*	8	.189	.750	.031
5614-104-*	8	.191	.312	.031
5614-40-*	8	.191	.375	.005, .010, .020
5614-66-*	8	.191	.500	.015
5614-67-*	8	.191	.562	.031
5614-68-*	10	.195	.288	.015
5614-69-*	10	.195	.375	.031
5614-13-*	10	.200	.437	.010, .020, .031
5614-70-*	10	.200	.500	.031
5614-71-*	10	.204	.563	.031, .040
5614-72-*	10	.209	.333	.015
5614-73-*	10	.218	.430	.031, .040, .050
5614-14-*	12	.222	.366	.015, .031
5614-74-*	12	.224	.562	.062
5614-75-*	12	.225	.500	.031
5614-105-*	12	.225	.750	.020
5614-106-*		.240	.350	.031
5614-76-*		.250	.750	.031, .062
5614-15-*		.253	.443	.020
5614-77-*		.255	.375	.031
5614-107-*		.255	.500	.031
5614-108-*		.255	.625	.031
5614-78-*		.255	1.000	.031
5614-79-*		.256	.393	.031, .062
5614-80-*		.260	.500	.031
5614-109-*		.260	.735	.020
5614-81-*		.260	.750	.031, .062
5614-16-*		.266	.562	.020, .062
5614-110-*		.270	.430	.031
5614-41-*		.312	.495	.020, .031
5614-17-*		.315	.507	.020, .031
5614-82-*		.315	.562	.031
5614-83-*		.315	.625	.031
5614-84-*		.315	.750	.031

Solder Lugs

Spring Clips

Spring Washers

Shoulder Washers

Stand Off Spacers

Flat Round Washers - Metallic

Flat Round Washers - Non-Metallic

O-Rings

Retaining Rings

Lockwashers, Retention Washers & Push-on Nuts

Clamps & Brackets

Expansion Plugs

Ground Straps, Bus Bars & Term. Blocks

Tab & Notch Washers

Misc. Washers & Tags

Solid State Insulators

Military Standards

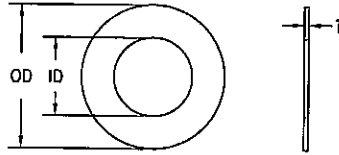
Custom Parts

Engineering Tables

Num. & Alpha. Index of Parts

DELTRIN WASHERS (Continued)

Custom Sizes Available . . . See Last Page of This Section

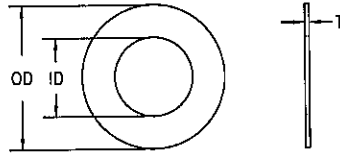


*To specify the thickness add -5 for .005 thickness, -10 for .010 thickness, etc.

PART NUMBER	SCREW SIZE	INSIDE DIA. ± .005	OUTSIDE DIA. ± .010	T* STOCKED THICKNESS
5614-111-*		.340	.875	.031
5614-18-*		.375	.500	.031, .062
5614-85-*		.375	.562	.025, .031
5614-86-*		.375	.625	.031, .050, .062
5614-19-*		.375	.750	.015, .031, .062, .125, .250
5614-112-*		.375	.875	.010, .031
5614-87-*		.375	1.000	.031, .062
5614-88-*		.380	.875	.015
5614-113-*		.405	1.000	.031, .062
5614-20-*		.437	.629	.031
5614-89-*		.440	.688	.031
5614-90-*		.440	.750	.015, .031
5614-114-*		.440	.812	.031
5614-91-*		.440	.875	.031
5614-115-*		.440	.937	.031
5614-116-*		.440	1.000	.031
5614-117-*		.453	.656	.031
5614-92-*		.500	1.500	.062
5614-118-*		.505	.688	.031
5614-119-*		.505	.750	.020
5614-120-*		.505	.875	.031
5614-121-*		.505	.937	.031
5614-93-*		.510	.750	.062
5614-94-*		.510	.812	.062
5614-21-*		.510	.990	.031
5614-22-*		.515	.660	.031
5614-23-*		.515	.750	.031, .062
5614-95-*		.525	.990	.031, .062
5614-122-*		.531	1.000	.031
5614-123-*		.562	1.250	.031, .062
5614-124-*		.625	.750	.031
5614-24-*		.628	.882	.025, .031
5614-96-*		.630	.812	.031
5614-97-*		.630	1.000	.031, .062
5614-125-*		.630	1.125	.031, .062
5614-126-*		.630	1.189	.020
5614-25-*		.753	1.006	.031
5614-98-*		.760	.875	.015, .031
5614-127-*		.760	.937	.031
5614-128-*		.760	1.125	.031

DELTRIN WASHERS *(Continued)*

Custom Sizes Available . . . See Last Page of This Section



*To specify the thickness add -5 for .005 thickness, -10 for .010 thickness, etc.

PART NUMBER	SCREW SIZE	INSIDE DIA. ± .005	OUTSIDE DIA. ± .010	T* STOCKED THICKNESS
5614-42-*		.781	1.250	.031
5614-99-*		.790	1.000	.062
5614-129-*		.848	1.100	.020, .031
5614-130-*		.876	1.000	.031
5614-131-*		.876	1.250	.031
5614-43-*		.876	2.250	.062
5614-26-*		.878	1.132	.020, .031
5614-132-*		.937	1.125	.031
5614-27-*		1.010	1.250	.062
5614-28-*		1.031	1.500	.062
5614-133-*		1.060	1.500	.031
5614-134-*		1.125	1.250	.031
5614-44-*		1.161	2.000	.031, .062
5614-135-*		1.200	1.437	.031
5614-136-*		1.250	1.500	.020
5614-53-*		1.325	1.477	.050, .062

Solder Lugs

Spring Clips

Spring Washers

Shoulder Washers

Stand Off Spacers

Flat Round Washers - Metallic

Flat Round Washers - Non-Metallic

O-Rings

Retaining Rings

Lockwashers, Retention Washers & Push-on Nuts

Clamps & Brackets

Expansion Plugs

Ground Straps, Bus Bars & Term. Blocks

Tab & Notch Washers

Misc. Washers & Tags

Solid State Insulators

Military Standards

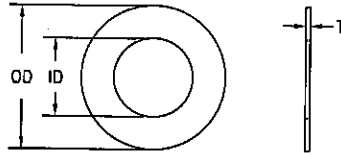
Custom Parts

Engineering Tables

Num. & Alpha. Index of Parts

FIBERGLASS WASHERS

Custom Sizes Available . . . See Last Page of This Section

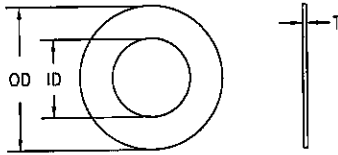


*To specify the thickness add -5 for .005 thickness, -10 for .010 thickness, etc.

PART NUMBER	SCREW SIZE	INSIDE DIA. ± .005	OUTSIDE DIA. ± .010	T* STOCKED THICKNESS
5621-76-*	000	.046	.248	.062
5621-77-*	0	.063	.156	.005
5621-63-*	0	.063	.187	.031
5621-1-*	0	.073	.125	.015
5621-2-*	0	.073	.135	.015, .031
5621-3-*	1	.076	.156	.015, .031
5621-79-*	1	.089	.142	.015
5621-4-*	1	.089	.188	.015, .025, .093
5621-5-*	2	.094	.219	.015
5621-64-*	2	.094	.250	.010, .015
5621-81-*	2	.094	.315	.031
5621-82-*	2	.095	.235	.015
5621-83-*	2	.096	.165	.015
5621-6-*	2	.099	.188	.015, .125
5621-7-*	3	.105	.182	.015
5621-8-*	3	.105	.255	.031, .062
5621-84-*	4	.116	.205	.015
5621-10-*	4	.120	.281	.031, .062
5621-85-*	4	.120	.468	.031
5621-11-*	4	.120	.750	.062
5621-12-*	4	.122	.218	.015
5621-86-*	4	.122	.250	.020
5621-13-*	4	.125	.233	.015, .062
5621-14-*	4	.125	.310	.015, .031
5621-15-*	4	.125	.317	.031, .062
5621-87-*	5	.130	.250	.015
5621-88-*	5	.134	.200	.015
5621-65-*	5	.136	.312	.015
5621-17-*	5	.136	.375	.031, .062
5621-66-*	6	.142	.500	.010, .062
5621-89-*	6	.144	.440	.031
5621-18-*	6	.149	.247	.031, .062
5621-19-*	6	.149	.380	.031, .045, .062
5621-21-*	6	.150	.312	.031, .062
5621-91-*	6	.152	.233	.015, .062
5621-92-*	6	.156	.375	.031, .062
5621-93-*	6	.157	.312	.031
5621-67-*	6	.157	.500	.062
5621-94-*	6	.159	.870	.031
5621-95-*	6	.160	.275	.020

FIBERGLASS WASHERS *(Continued)*

Custom Sizes Available . . . See Last Page of This Section



*To specify the thickness add -5 for .005 thickness, -10 for .010 thickness, etc.

PART NUMBER	SCREW SIZE	INSIDE DIA. ± .005	OUTSIDE DIA. ± .010	T* STOCKED THICKNESS
5621-96-*	6	.160	.375	.031
5621-22-*	8	.170	.375	.031, .062
5621-97-*	8	.172	.500	.031
5621-23-*	8	.175	.290	.031
5621-24-*	8	.175	.380	.031, .062, .093
5621-68-*	8	.178	.562	.062, .093
5621-98-*	8	.186	.380	.031
5621-99-*	8	.187	.280	.031
5621-26-*	8	.191	.520	.062
5621-27-*	10	.195	.437	.031, .062
5621-100-*	10	.195	.620	.031, .062
5621-69-*	10	.196	.562	.010
5621-101-*	10	.200	.700	.031
5621-102-*	10	.203	.270	.031
5621-103-*	10	.203	.437	.031, .062
5621-28-*	10	.203	.443	.031, .062, .093
5621-104-*	10	.203	.625	.062
5621-30-*	10	.205	.300	.031
5621-70-*	12	.220	.620	.062, .093
5621-31-*	12	.222	.366	.031
5621-32-*	12	.247	.943	.062
5621-33-*		.250	.500	.031
5621-34-*		.253	.568	.031
5621-35-*		.255	.481	.031
5621-105-*		.255	.660	.062
5621-72-*		.257	.567	.010
5621-73-*		.257	.812	.010
5621-36-*		.260	.687	.031, .062
5621-37-*		.262	.363	.031
5621-38-*		.265	.505	.031, .062, .093
5621-40-*		.307	.590	.031, .062
5621-41-*		.312	.562	.062
5621-106-*		.312	1.875	.031
5621-42-*		.315	.507	.031
5621-43-*		.328	.490	.031
5621-44-*		.328	.567	.031, .062, .093
5621-107-*		.379	.560	.031
5621-74-*		.380	.750	.062
5621-46-*		.390	.630	.031, .062, .093
5621-109-*		.438	1.312	.062

Solder Lugs

Spring Clips

Spring Washers

Shoulder Washers

Stand Off Spacers

Flat Round Washers - Metallic

Flat Round Washers - Non-Metallic

O-Rings

Retaining Rings

Lockwashers, Retention Washers & Push-on Nuts

Clamps & Brackets

Expansion Plugs

Ground Straps, Bus Bars & Term. Blocks

Tab & Notch Washers

Misc. Washers & Tags

Solid State Insulators

Military Standards

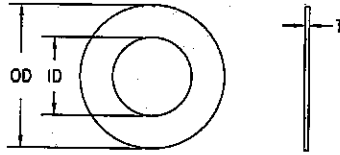
Custom Parts

Engineering Tables

Num. & Alpha. Index of Parts

FIBERGLASS WASHERS (Continued)

Custom Sizes Available . . . See Last Page of This Section

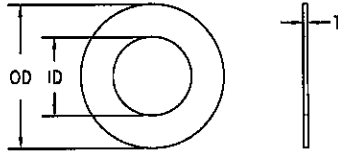


*To specify the thickness add -5 for .005 thickness, -10 for .010 thickness, etc.

PART NUMBER	SCREW SIZE	INSIDE DIA. ± .005	OUTSIDE DIA. ± .010	T* STOCKED THICKNESS
5621-48-*		.453	.755	.031, .062, .093
5621-110-*		.500	.745	.031
5621-111-*		.500	.880	.031
5621-50-*		.515	.880	.031, .062, .093
5621-112-*		.516	.767	.062
5621-113-*		.516	1.125	.015
5621-52-*		.531	.940	.062
5621-53-*		.578	1.067	.031, .062, .093
5621-114-*		.620	1.125	.062
5621-115-*		.625	.875	.062
5621-116-*		.625	1.250	.062
5621-117-*		.625	1.750	.015
5621-118-*		.640	.875	.031
5621-55-*		.640	1.193	.031, .063, .093
5621-75-*		.650	1.000	.062
5621-119-*		.750	1.062	.031
5621-120-*		.750	2.000	.062
5621-57-*		.765	1.317	.031, .062, .093
5621-121-*		.875	1.200	.062
5621-59-*		.890	1.500	.031, .062, .093
5621-61-*		1.015	1.755	.031, .062, .093

FIBRE WASHERS

Custom Sizes Available . . . See Last Page of This Section



*To specify the thickness add -5 for .005 thickness, -10 for .010 thickness, etc.

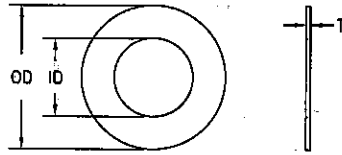
PART NUMBER	SCREW SIZE	INSIDE DIA. ± .005	OUTSIDE DIA. ± .010	T* STOCKED THICKNESS
5602-192-*		.024	.250	.015
5602-50-*		.036	.187	.015
5602-326-*	000	.038	.281	.015
5602-327-*	000	.042	.270	.015
5602-193-*	000	.045	.125	.015, .045
5602-297-*	000	.046	.200	.015, .032, .062
5602-194-*	00	.060	.156	.015
5602-51-*	0	.062	.218	.010, .015
5602-195-*	0	.062	.312	.032
5602-298-*	0	.062	.437	.015
5602-299-*	0	.063	.200	.015, .032
5602-196-*	0	.065	.187	.015
5602-328-*	0	.065	.375	.015
5602-329-*	0	.068	.125	.010
5602-0R-*	0	.068	.188	.025
5602-2-*	0	.072	.125	.015, .045
5602-197-*	0	.075	.320	.045
5602-4-*	1	.076	.156	.010, .015, .032, .062
5602-300-*	1	.078	.625	.015
5602-198-*	1	.080	.187	.015, .032
5602-199-*	1	.080	.247	.032
5602-330-*	1	.084	.156	.010
5602-1R-*	1	.084	.219	.025
5602-331-*	1	.087	.194	.045
5602-52-*	1	.088	.118	.010
5602-200-*	2	.090	.187	.015, .032, .062
5602-201-*	2	.090	.220	.032, .062
5602-1-*	2	.090	.250	.032, .062
5602-53-*	2	.093	.158	.015, .032
5602-332-*	2	.093	.281	.032
5602-3-*	2	.093	.625	.010, .062
5602-301-*	2	.093	.937	.032, .062
5602-334-*	2	.093	1.795	.032
5602-6-*	2	.094	.218	.010, .015, .020, .032, .062
5602-2R-*	2	.094	.250	.032
5602-5-*	2	.094	.643	.015, .032
5602-302-*	2	.094	1.200	.015, .032
5602-303-*	2	.096	.239	.020, .032
5602-304-*	2	.096	.250	.015, .032
5602-7-*	2	.098	.410	.010, .032

All **BOLD** Part Numbers Represent ANSI/ASME (Regular Series) Standard Screw Sizes & Tolerances

- Solder Lugs
- Spring Clips
- Spring Washers
- Shoulder Washers
- Stand Off Spacers
- Flat Round Washers – Metallic
- Flat Round Washers – Non-Metallic
- O-Rings
- Retaining Rings
- Lockwashers, Retention Washers & Push-on Nuts
- Clamps & Brackets
- Expansion Plugs
- Ground Straps, Bus Bars & Term. Blocks
- Tab & Notch Washers
- Misc. Washers & Tags
- Solid State Insulators
- Military Standards
- Custom Parts
- Engineering Tables
- Num. & Alpha. Index of Parts

FIBRE WASHERS (Continued)

Custom Sizes Available . . . See Last Page of This Section



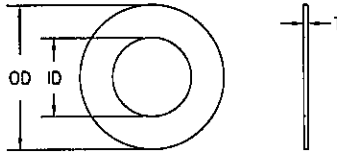
*To specify the thickness add -5 for .005 thickness, -10 for .010 thickness, etc.

PART NUMBER	SCREW SIZE	INSIDE DIA. ± .005	OUTSIDE DIA. ± .010	T* STOCKED THICKNESS
5602-202-*	2	.098	.505	.032
5602-55-*	2	.100	.190	.015, .032
5602-335-*	2	.100	.213	.015
5602-54-*	2	.100	.247	.032, .045, .062
5602-203-*	2	.100	.270	.032
5602-56-*	2	.101	.314	.032
5602-57-*	3	.105	.190	.032
5602-204-*	3	.105	.343	.032
5602-205-*	3	.106	.206	.032
5602-305-*	3	.106	.386	.010, .015, .032
5602-8-*	3	.108	.250	.015, .020, .032, .045, .062
5602-3R-*	3	.109	.312	.032
5602-306-*	2	.109	.350	.032
5602-336-*	3	.109	.375	.032
5602-58-*	3	.115	.199	.010, .015, .032
5602-9-*	3	.115	.250	.010, .032, .062
5602-337-*	3	.115	.281	.032, .045
5602-59-*	3	.115	.500	.032, .062
5602-206-*	4	.116	.437	.062
5602-11-*	4	.117	.220	.010, .015, .020, .032
5602-13-*	4	.120	.180	.015, .020, .032
5602-15-*	4	.120	.250	.020, .032, .062
5602-207-*	4	.120	.267	.032
5602-307-*	4	.120	.375	.015, .032
5602-60-*	4	.122	.228	.010, .015, .032
5602-17-*	4	.124	.500	.010, .032, .045
5602-19-*	4	.125	.200	.010, .032, .045
5602-338-*	4	.125	.265	.015
5602-208-*	4	.125	.281	.010, .015, .032, .045
5602-10-*	4	.125	.312	.010, .015, .032, .045, .062
5602-4R-*	4	.125	.375	.045
5602-339-*	4	.127	.375	.032
5602-61-*	4	.128	.245	.015, .020, .032, .045, .062, .093
5602-21-*	4	.128	.410	.032
5602-62-*	4	.128	.748	.032, .062
5602-63-*	4	.129	.324	.032
5602-340-*	5	.130	.293	.010
5602-64-*	5	.130	.317	.015, .032, .045
5602-341-*	5	.130	.800	.015
5602-342-*	5	.130	1.000	.015

All **BOLD** Part Numbers Represent ANSI/ASME (Regular Series) Standard Screw Sizes & Tolerances

FIBRE WASHERS (Continued)

Custom Sizes Available . . . See Last Page of This Section



*To specify the thickness add -5 for .005 thickness, -10 for .010 thickness, etc.

PART NUMBER	SCREW SIZE	INSIDE DIA. ± .005	OUTSIDE DIA. ± .010	T* STOCKED THICKNESS
5602-209-*	5	.132	.348	.032, .045
5602-65-*	5	.133	.255	.015, .031, .045, .062
5602-180-*	5	.136	.250	.010, .062
5602-66-*	5	.137	.707	.032
5602-210-*	5	.138	.226	.032
5602-23-*	5	.140	.250	.015, .032, .045, .062
5602-67-*	5	.140	.280	.032, .045, .062
5602-12-*	5	.140	.375	.010, .015, .032, .045, .062, .093
5602-343-*	5	.140	.820	.032
5602-5R-*	5	.141	.406	.045
5602-68-*	5	.141	.432	.032, .062
5602-69-*	5	.142	.314	.032, .045, .062
5602-211-*	5	.142	.562	.032
5602-308-*	6	.144	.226	.020
5602-25-*	6	.144	.275	.010, .020, .032
5602-70-*	6	.144	.502	.015, .020, .032, .062
5602-212-*	6	.145	.250	.010, .015, .062
5602-71-*	6	.145	.624	.032, .062, .125
5602-27-*	6	.145	.750	.010, .062, .125
5602-72-*	6	.146	.270	.015, .032, .062
5602-29-*	6	.149	.380	.032, .062
5602-344-*	6	.150	.250	.015
5602-213-*	6	.150	.312	.032
5602-73-*	6	.150	.637	.032, .062
5602-214-*	6	.152	.213	.015
5602-215-*	6	.152	1.125	.062
5602-345-*	6	.152	1.250	.062
5602-74-*	6	.153	.500	.032
5602-14-*	6	.154	.375	.015, .032, .045, .062, .125
5602-30-*	6	.156	.250	.010, .015, .032, .045, .062
5602-216-*	6	.156	.281	.032
5602-217-*	6	.156	.312	.032, .062
5602-218-*	6	.156	.375	.010, .015, .032, .062
5602-6R-*	6	.156	.438	.045
5602-31-*	6	.157	.410	.032
5602-346-*	6	.160	.500	.032
5602-75-*	6	.160	.535	.015, .032, .062, .125
5602-309-*	6	.162	.590	.032, .062
5602-32-*	6	.164	.438	.010, .015, .032
5602-76-*	6	.164	.454	.062

All **BOLD** Part Numbers Represent ANSI/ASME (Regular Series) Standard Screw Sizes & Tolerances

Solder Lugs

Spring Clips

Spring Washers

Shoulder Washers

Stand Off Spacers

Flat Round Washers - Metallic

Flat Round Washers - Non-Metallic

O-Rings

Retaining Rings

Lockwashers, Retention Washers & Push-on Nuts

Clamps & Brackets

Expansion Plugs

Ground Straps, Bus Bars & Term. Blocks

Tab & Notch Washers

Misc. Washers & Tags

Solid State Insulators

Military Standards

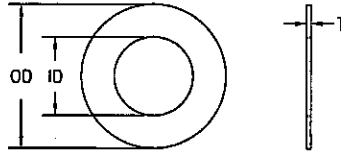
Custom Parts

Engineering Tables

Num. & Alpha. Index of Parts

FIBRE WASHERS (Continued)

Custom Sizes Available . . . See Last Page of This Section



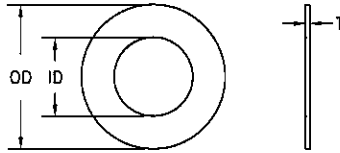
*To specify the thickness add -5 for .005 thickness, -10 for .010 thickness, etc.

PART NUMBER	SCREW SIZE	INSIDE DIA. ± .005	OUTSIDE DIA. ± .010	T* STOCKED THICKNESS
5602-77-*	6	.167	.277	.010, .015
5602-219-*	6	.168	.375	.032, .045
5602-347-*	8	.170	.312	.032
5602-348-*	8	.170	.562	.032
5602-349-*	8	.171	.250	.032
5602-220-*	8	.172	.281	.015, .032
5602-221-*	8	.172	.438	.032, .062
5602-78-*	8	.172	.515	.032, .062
5602-222-*	8	.173	.360	.062
5602-79-*	8	.175	.309	.032, .045, .062
5602-18-*	8	.177	.375	.010, .020, .032, .045, .062
5602-33-*	8	.177	.500	.015, .032
5602-80-*	8	.178	.326	.032
5602-350-*	8	.180	.760	.062
5602-351-*	8	.185	.375	.015, .032
5602-310-*	8	.185	.505	.015, .045, .062
5602-223-*	8	.187	.281	.062
5602-352-*	8	.187	.437	.032
5602-34-*	8	.187	.562	.062
5602-224-*	8	.187	.625	.062
5602-225-*	8	.187	1.000	.062
5602-81-*	8	.187	1.791	.062, .125
5602-82-*	8	.188	.312	.015, .032, .045, .062, .093
5602-226-*	8	.188	.343	.032
5602-8R-*	8	.188	.500	.045
5602-83-*	8	.188	1.400	.062
5602-84-*	8	.189	.379	.015, .032, .062
5602-35-*	8	.189	.410	.032
5602-227-*	8	.190	.260	.010, .032, .045
5602-85-*	8	.190	.322	.032, .062
5602-86-*	8	.190	.416	.032, .062, .093
5602-87-*	8	.190	.640	.015, .032, .062, .093, .125
5602-228-*	8	.190	.750	.032
5602-88-*	8	.191	.500	.015, .032, .062
5602-89-*	8	.191	.522	.062, .093
5602-229-*	8	.191	.812	.032
5602-90-*	8	.193	.440	.015, .032, .045, .062
5602-36-*	8	.193	.500	.010, .015, .032
5602-353-*	8	.194	.375	.032
5600-8-*	8	.194	.505	.015, .020, .032, .062, .093

All **BOLD** Part Numbers Represent ANSI/ASME (Regular Series) Standard Screw Sizes & Tolerances

FIBRE WASHERS *(Continued)*

Custom Sizes Available . . . See Last Page of This Section



*To specify the thickness add -5 for .005 thickness, -10 for .010 thickness, etc.

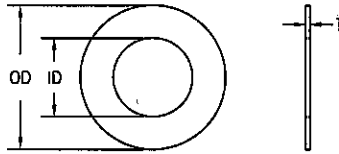
PART NUMBER	SCREW SIZE	INSIDE DIA. ± .005	OUTSIDE DIA. ± .010	T* STOCKED THICKNESS
5602-230-*	10	.195	.288	.032
5602-231-*	10	.198	.312	.015, .032, .045, .062
5602-354-*	10	.198	.348	.015
5600-4-*	10	.198	.373	.010, .015, .032, .062, .125
5602-232-*	10	.198	.562	.045, .093
5602-233-*	10	.202	.406	.032
5602-22-*	10	.202	.437	.032, .045, .062, .093
5602-355-*	10	.202	.500	.032
5602-311-*	10	.203	.390	.032, .062
5602-10R-*	10	.203	.562	.045
5602-37-*	10	.203	.625	.010, .032, .062
5602-91-*	10	.203	.987	.032
5602-356-*	10	.208	.469	.062
5602-92-*	10	.208	.500	.010, .032, .062
5602-93-*	10	.209	.438	.015, .032
5602-94-*	10	.209	.745	.032, .062
5602-234-*	10	.210	.285	.010, .015
5602-95-*	10	.210	.309	.010, .032
5602-38-*	10	.218	.437	.062
5602-357-*	10	.218	.500	.032
5602-26-*	12	.222	.372	.015, .032, .045, .062, .093
5602-96-*	12	.222	.444	.015, .045, .062
5602-358-*	12	.227	.500	.032
5602-97-*	12	.227	.628	.015, .032
5602-98-*	12	.234	.330	.032, .045
5602-12R-*	12	.234	.625	.062
5602-99-*	12	.238	.407	.032
5602-235-*	12	.240	.375	.032
5602-236-*		.250	.375	.032, .062
5602-100-*		.250	.438	.032, .045, .062
5602-359-*		.250	.500	.062
5602-312-*		.250	.710	.032
5602-39-*		.250	1.250	.020, .032
5602-237-*		.250	1.500	.125
5602-360-*		.253	1.000	.032
5602-101-*		.254	.311	.032
5602-238-*		.254	.349	.032, .045
5602-102-*		.254	.400	.032
5602-103-*		.254	.750	.015, .032, .062, .093, .125
5602-104-*		.255	.407	.032

All **BOLD** Part Numbers Represent ANSI/ASME (Regular Series) Standard Screw Sizes & Tolerances

Solder Lugs
Spring Clips
Spring Washers
Shoulder Washers
Stand Off Spacers
Flat Round Washers - Metallic
Flat Round Washers - Non-Metallic
O-Rings
Retaining Rings
Lockwashers, Retention Washers & Push-on Nuts
Clamps & Brackets
Expansion Plugs
Ground Straps, Bus Bars & Term. Blocks
Tab & Notch Washers
Misc. Washers & Tags
Solid State Insulators
Military Standards
Custom Parts
Engineering Tables
Num. & Alpha. Index of Parts

FIBRE WASHERS (Continued)

Custom Sizes Available . . . See Last Page of This Section



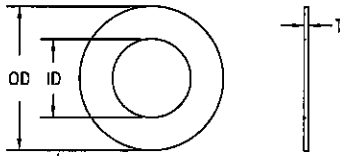
*To specify the thickness add -5 for .005 thickness, -10 for .010 thickness, etc.

PART NUMBER	SCREW SIZE	INSIDE DIA. ± .005	OUTSIDE DIA. ± .010	T* STOCKED THICKNESS
5600-12-*		.255	.442	.015, .020, .032, .045, .062
5600-16-*		.255	.505	.010, .015, .020, .032, .045, .062, .093
5600-20-*		.255	.567	.015, .020, .032, .062
5602-361-*		.255	.590	.032
5602-239-*		.255	.670	.032
5602-362-*		.255	.707	.032
5602-313-*		.255	.855	.020, .032
5602-363-*		.255	1.062	.015
5602-105-*		.256	.875	.032, .045, .062, .093
5602-106-*		.257	.375	.010, .015, .032, .045, .062
5602-40-*		.257	.410	.015, .032
5602-314-*		.257	.550	.032
5602-107-*		.257	.620	.020, .032, .062, .125
5602-41-*		.257	1.125	.032, .125
5602-240-*		.260	.500	.062
5602-364-*		.260	.625	.032
5602-241-*		.261	.350	.062
5602-42-*		.261	.750	.015, .032
5602-43-*		.261	1.000	.015, .032, .062
5602-108-*		.261	1.500	.032
5602-109-*		.265	.375	.015, .032
5602-365-*		.267	.500	.020
5602-242-*		.268	.437	.032, .062
5602-110-*		.268	.505	.015, .032, .062, .093
5602-366-*		.270	.354	.010
5602-111-*		.270	.561	.032, .062
5602-250R-*	1/4	.281	.734	.062
5602-112-*		.282	.361	.032
5602-243-*		.282	.406	.032
5602-367-*		.282	1.000	.032
5602-113-*		.283	.495	.015, .020, .032, .062
5602-244-*		.283	.500	.032, .062
5602-114-*		.283	.512	.015, .020, .032, .062
5602-245-*		.283	.625	.032, .062
5602-115-*		.283	.751	.032, .062
5602-116-*		.284	.420	.032, .062
5602-117-*		.285	.407	.032
5602-118-*		.285	.543	.032, .062
5602-119-*		.292	.552	.032, .062
5602-368-*		.298	.435	.032

All **BOLD** Part Numbers Represent ANSI/ASME (Regular Series) Standard Screw Sizes & Tolerances

FIBRE WASHERS (Continued)

Custom Sizes Available . . . See Last Page of This Section



*To specify the thickness add -5 for .005 thickness, -10 for .010 thickness, etc.

PART NUMBER	SCREW SIZE	INSIDE DIA. ± .005	OUTSIDE DIA. ± .010	T* STOCKED THICKNESS
5602-246-*		.300	.415	.032
5602-120-*		.311	.544	.032, .045, .093
5602-247-*		.312	.406	.032
5602-121-*		.312	.440	.015, .032, .062
5602-44-*		.312	.500	.062
5602-45-*		.312	1.000	.062
5602-248-*		.312	1.250	.062
5602-249-*		.312	1.500	.125
5602-122-*		.313	.636	.015, .032, .062, .093
5602-123-*		.314	.420	.015, .032
5602-250-*		.315	.385	.032
5602-46-*		.315	.410	.045
5602-251-*		.315	.437	.015, .032, .045, .062
5602-124-*		.315	.562	.032, .045, .062
5600-24-*		.317	.505	.010, .015, .020, .032, .062
5602-125-*		.320	.749	.015, .032, .062, .125
5602-126-*		.322	.445	.032, .062
5602-127-*		.324	.409	.032
5602-252-*		.325	.750	.015, .032
5602-128-*		.328	.563	.010, .032, .062, .093
5602-253-*		.328	.625	.062
5602-129-*		.329	.500	.062, .125
5602-130-*		.334	.619	.032
5602-312R-*	5/16	.344	.875	.062
5602-131-*		.346	.622	.010, .045, .062
5602-370-*		.347	.562	.032
5602-315-*		.360	.750	.032, .062
5602-132-*		.374	.866	.032, .062
5602-134-*		.375	.500	.015, .032, .045, .062
5602-47-*		.375	.625	.032, .062, .093
5602-254-*		.375	.687	.032
5602-133-*		.375	.750	.032, .062
5602-371-*		.375	.812	.032
5602-372-*		.375	.875	.032
5602-255-*		.375	.937	.032
5602-48-*		.375	1.000	.020, .062
5602-49-*		.375	1.130	.010, .015
5602-178-*		.375	1.250	.045, .062
5602-135-*		.379	.562	.015, .032, .062
5602-136-*		.380	.464	.015, .032

All **BOLD** Part Numbers Represent ANSI/ASME (Regular Series) Standard Screw Sizes & Tolerances

Solder Lugs

Spring Clips

Spring Washers

Shoulder Washers

Stand Off Spacers

Flat Round Washers – Metallic

Flat Round Washers – Non-Metallic

O-Rings

Retaining Rings

Lockwashers, Retention Washers & Push-on Nuts

Clamps & Brackets

Expansion Plugs

Ground Straps, Bus Bars & Term. Blocks

Tab & Notch Washers

Misc. Washers & Tags

Solid State Insulators

Military Standards

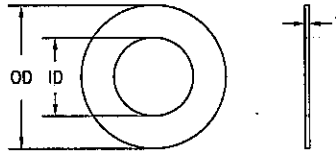
Custom Parts

Engineering Tables

Num. & Alpha. Index of Parts

FIBRE WASHERS (Continued)

Custom Sizes Available . . . See Last Page of This Section



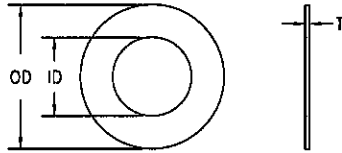
*To specify the thickness add -5 for .005 thickness, -10 for .010 thickness, etc.

PART NUMBER	SCREW SIZE	INSIDE DIA. ± .005	OUTSIDE DIA. ± .010	T* STOCKED THICKNESS
5600-28-*		.380	.630	.015, .020, .032, .062
5602-137-*		.381	.782	.062, .093
5602-138-*		.385	.505	.010, .015, .032, .062
5602-139-*		.385	.683	.032, .045, .062, .093
5602-373-*		.385	.750	.062
5602-374-*		.385	1.000	.032
5602-140-*		.386	.625	.032, .045, .062, .093
5602-179-*		.390	.609	.045
5602-375-*		.390	.625	.032, .062
5602-181-*		.390	.875	.062
5602-316-*		.391	.687	.032
5602-376-*		.395	.562	.032
5602-377-*		.396	1.250	.032
5602-375R-*	3/8	.406	1.000	.062
5602-378-*		.406	1.000	.032
5602-141-*		.407	.800	.062
5602-142-*		.408	.897	.062
5602-143-*		.410	.568	.032, .045
5602-144-*		.416	.750	.032
5602-145-*		.423	.556	.032
5602-146-*		.433	.796	.062
5602-147-*		.437	.628	.015, .032
5602-256-*		.437	.656	.032
5602-182-*		.437	1.250	.062, .125
5602-183-*		.437	1.500	.062
5602-257-*		.438	1.000	.062
5602-184-*		.440	.750	.032, .062
5602-148-*		.440	.784	.032
5602-258-*		.441	.562	.032
5602-149-*		.442	.620	.032
5600-32-*		.442	.692	.010, .015, .020, .032, .045, .062
5602-259-*		.442	.812	.062
5602-379-*		.443	.670	.032
5602-150-*		.444	.724	.015, .062
5602-151-*		.444	.874	.045, .062
5602-152-*		.452	.588	.062
5602-153-*		.454	.908	.062
5602-380-*		.458	.750	.032, .062
5602-154-*		.460	.750	.032, .062
5602-438R-*	7/16	.469	1.125	.062

All **BOLD** Part Numbers Represent ANSI/ASME (Regular Series) Standard Screw Sizes & Tolerances

FIBRE WASHERS (Continued)

Custom Sizes Available . . . See Last Page of This Section



*To specify the thickness add -5 for .005 thickness, -10 for .010 thickness, etc.

PART NUMBER	SCREW SIZE	INSIDE DIA. ± .005	OUTSIDE DIA. ± .010	T* STOCKED THICKNESS
5602-381-*		.480	.750	.032
5602-382-*		.500	1.062	.062
5602-260-*		.500	1.500	.010
5602-185-*		.500	1.875	.062, .093
5602-261-*		.505	.625	.032, .062
5600-36-*		.505	.661	.015, .020, .032, .062
5600-40-*		.505	.692	.015, .020, .032, .062
5600-44-*		.505	.755	.015, .020, .032, .045, .062
5602-262-*		.505	.812	.032, .062
5602-263-*		.505	.875	.032
5602-264-*		.505	.937	.032
5602-155-*		.505	1.000	.010, .032, .062, .125
5602-265-*		.505	1.125	.062
5602-266-*		.505	1.250	.010, .032, .125
5602-267-*		.505	1.500	.062
5602-317-*		.515	.765	.032
5602-383-*		.515	.812	.032
5602-156-*		.515	.875	.010, .032, .062, .093
5602-157-*		.522	1.062	.062
5602-500R-*	1/2	.531	1.250	.093
5602-384-*		.531	1.437	.032
5602-385-*		.531	1.750	.032
5602-158-*		.540	.750	.032
5602-159-*		.543	.721	.062
5602-160-*		.544	.878	.045
5602-386-*		.562	1.000	.032
5602-268-*		.562	1.375	.062
5602-161-*		.566	.750	.032, .045, .062
5602-269-*		.566	.875	.062
5600-48-*		.567	.817	.015, .020, .032, .045, .062
5602-318-*		.570	.875	.045
5602-162-*		.574	.984	.062
5602-186-*		.578	1.062	.015, .032, .062
5602-562R-*	9/16	.594	1.469	.093
5602-270-*		.625	.750	.032, .062
5602-271-*		.625	.937	.062
5602-272-*		.625	1.000	.032
5602-163-*		.625	1.239	.015, .032, .045, .062
5602-387-*		.625	1.250	.125
5602-388-*		.625	1.625	.032

All **BOLD** Part Numbers Represent ANSI/ASME (Regular Series) Standard Screw Sizes & Tolerances

Solder Lugs

Spring Clips

Spring Washers

Shoulder Washers

Stand Off Spacers

Flat Round Washers – Metallic

Flat Round Washers – Non-Metallic

O-Rings

Retaining Rings

Lockwashers, Retention Washers & Push-on Nuts

Clamps & Brackets

Expansion Plugs

Ground Straps, Bus Bars & Term. Blocks

Tab & Notch Washers

Misc. Washers & Tags

Solid State Insulators

Military Standards

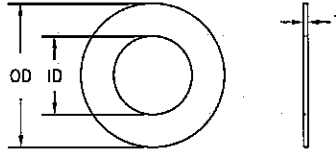
Custom Parts

Engineering Tables

Num. & Alpha. Index of Parts

FIBRE WASHERS (Continued)

Custom Sizes Available . . . See Last Page of This Section



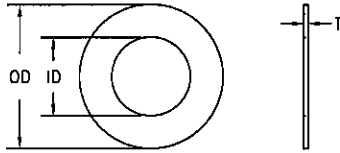
*To specify the thickness add -5 for .005 thickness, -10 for .010 thickness, etc.

PART NUMBER	SCREW SIZE	INSIDE DIA. ± .005	OUTSIDE DIA. ± .010	T* STOCKED THICKNESS
5602-319-*		.625	1.688	.062
5602-164-*		.627	.735	.010, .032, .062
5602-273-*		.627	.812	.062
5602-165-*		.629	1.493	.032, .062
5600-52-*		.630	.880	.015, .020, .032, .062
5602-274-*		.630	1.125	.032, .062
5602-166-*		.630	1.260	.032, .062
5602-167-*		.632	.817	.062
5602-168-*		.632	1.132	.032, .062
5602-169-*		.636	.875	.062
5602-187-*		.640	1.188	.015, .062
5602-170-*		.645	1.120	.032, .062
5602-389-*		.651	.844	.062
5602-390-*		.656	1.506	.032
5602-625R-*	5/8	.656	1.750	.093
5600-56-*		.661	.880	.015, .020, .032, .062
5602-275-*		.680	.875	.045
5602-391-*		.688	.906	.062
5602-392-*		.688	1.000	.032
5602-320-*		.690	.930	.062
5600-60-*		.692	.942	.015, .032, .062
5602-276-*		.692	1.250	.032
5602-277-*		.695	1.125	.125
5602-171-*		.695	1.346	.062
5602-278-*		.750	.875	.032, .062
5602-279-*		.750	.906	.032
5602-280-*		.750	.937	.032
5602-393-*		.750	.969	.032
5602-394-*		.750	1.000	.032
5602-281-*		.750	1.125	.062
5602-282-*		.750	1.187	.062
5602-395-*		.750	1.375	.032
5602-283-*		.750	1.500	.032, .062
5602-396-*		.750	1.625	.032
5600-64-*		.755	1.005	.015, .032, .062
5602-284-*		.755	1.250	.032, .062
5602-285-*		.760	1.250	.125
5602-172-*		.764	.988	.032, .062
5602-321-*		.765	1.015	.032
5602-188-*		.765	1.313	.032, .062

All **BOLD** Part Numbers Represent ANSI/ASME (Regular Series) Standard Screw Sizes & Tolerances

FIBRE WASHERS (Continued)

Custom Sizes Available . . . See Last Page of This Section



*To specify the thickness add -5 for .005 thickness, -10 for .010 thickness, etc.

PART NUMBER	SCREW SIZE	INSIDE DIA. ± .005	OUTSIDE DIA. ± .010	T* STOCKED THICKNESS
5602-173-*	3/4	.782	1.243	.062, .093
5602-397-*		.800	.928	.032
5602-286-*		.812	1.125	.032, .062
5602-750R-*		.812	2.000	.093
5600-68-*		.817	1.067	.015, .020, .032, .062
5602-174-*		.820	.961	.015, .045
5602-287-*		.825	1.000	.032
5602-288-*		.875	1.000	.032
5602-289-*		.875	1.312	.045, .093
5602-189-*		.875	1.500	.062
5602-175-*		.879	1.246	.062
5600-72-*		.880	1.130	.015, .020, .032, .062
5602-290-*		.880	1.187	.032, .062
5602-190-*		.890	1.500	.032, .062, .093
5602-322-*		.937	1.050	.032
5602-398-*		.938	1.125	.032
5602-291-*		.938	1.250	.032, .062
5600-76-*		.946	1.196	.015, .020, .032, .062
5602-399-*		1.005	1.250	.032
5602-292-*		1.005	1.312	.032, .062
5602-293-*		1.005	1.385	.032
5602-294-*		1.005	1.500	.032, .062
5602-295-*		1.005	2.000	.032
5600-80-*		1.010	1.244	.015, .020, .032, .062
5602-191-*		1.015	1.750	.032, .062
5602-323-*		1.020	1.330	.015
5602-296-*		1.062	1.281	.032
5600-84-*		1.074	1.310	.015, .032, .062
5600-88-*		1.136	1.368	.015, .020, .032, .062
5600-92-*		1.196	1.434	.015, .020, .032, .062
5602-324-*		1.250	1.375	.062
5600-96-*		1.259	1.506	.015, .032, .062
5602-176-*		1.279	1.611	.062
5602-400-*		1.314	1.750	.032
5602-177-*		1.324	1.575	.032
5602-401-*		1.375	1.750	.032
5602-325-*		1.500	1.825	.032
5602-402-*		1.505	1.875	.032
5600-100-*		1.506	1.998	.015, .032, .062
5602-403-*		1.625	2.000	.032

All **BOLD** Part Numbers Represent ANSI/ASME (Regular Series) Standard Screw Sizes & Tolerances

Solder Lugs

Spring Clips

Spring Washers

Shoulder Washers

Stand Off Spacers

Flat Round Washers – Metallic

Flat Round Washers – Non-Metallic

O-Rings

Retaining Rings

Lockwashers, Retention Washers & Push-on Nuts

Clamps & Brackets

Expansion Plugs

Ground Straps, Bus Bars & Term. Blocks

Tab & Notch Washers

Misc. Washers & Tags

Solid State Insulators

Military Standards

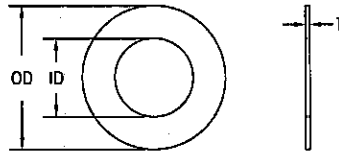
Custom Parts

Engineering Tables

Num. & Alpha. Index of Parts

KAPTON WASHERS

Custom Sizes Available . . . See Last Page of This Section

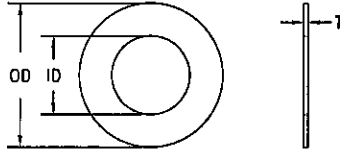


*To specify the thickness add -5 for .005 thickness, -10 for .010 thickness, etc.

PART NUMBER	SCREW SIZE	INSIDE DIA. ± .005	OUTSIDE DIA. ± .010	T* STOCKED THICKNESS
5611-1-*		.020	.058	.002
5611-121-*		.020	.094	.002
5611-122-*		.024	.073	.002
5611-2-*		.027	.068	.002
5611-3-*		.027	.094	.002
5611-123-*		.030	.060	.005
5611-124-*		.031	.110	.005
5611-4-*		.031	.304	.002
5611-5-*		.032	.375	.002
5611-6-*		.036	.187	.002, .005
5611-125-*		.037	.089	.005
5611-7-*	000	.044	.110	.002, .005
5611-126-*	000	.045	.070	.002, .005
5611-8-*	00	.054	.375	.002, .005
5611-127-*	00	.055	.093	.005
5611-111-*	0	.062	.281	.005
5611-9-*	0	.063	.109	.002
5611-10-*	0	.063	.218	.001, .002, .005
5611-11-*	0	.063	.323	.002, .003
5611-12-*	0	.067	.376	.002, .005
5611-13-*	0	.068	.104	.002, .005
5611-14-*	0	.070	.130	.002
5611-15-*	0	.072	.218	.002
5611-16-*	1	.078	.156	.002
5611-17-*	1	.078	.187	.002, .005
5611-128-*	1	.078	.218	.005
5611-18-*	1	.082	.180	.002
5611-19-*	1	.085	.700	.002, .005
5611-112-*	1	.086	.156	.005
5611-20-*	1	.088	.118	.002
5611-21-*	2	.093	.158	.002, .005
5611-129-*	2	.093	.500	.002
5611-22-*	2	.094	.250	.002, .005
5611-23-*	2	.096	.312	.002, .005
5611-130-*	2	.098	.188	.002
5611-24-*	2	.098	.398	.002
5611-25-*	2	.099	.255	.002, .005
5611-26-*	3	.101	.250	.005
5611-27-*	3	.105	1.000	.002
5611-28-*	3	.109	.250	.0020

KAPTON WASHERS *(Continued)*

Custom Sizes Available . . . See Last Page of This Section



*To specify the thickness add -5 for .005 thickness, -10 for .010 thickness, etc.

PART NUMBER	SCREW SIZE	INSIDE DIA. ± .005	OUTSIDE DIA. ± .010	T* STOCKED THICKNESS
5611-29-*	4	.115	.199	.002, .005
5611-30-*	4	.115	.281	.002
5611-31-*	4	.115	.500	.002, .005
5611-32-*	4	.120	.187	.002
5611-33-*	4	.120	.250	.002, .005
5611-34-*	4	.120	.280	.002, .005
5611-35-*	4	.120	.310	.002
5611-36-*	4	.120	.375	.002, .005
5611-37-*	4	.120	.400	.002, .005
5611-38-*	4	.120	.437	.002
5611-39-*	4	.120	.500	.002
5611-40-*	4	.120	.600	.002
5611-41-*	4	.122	.228	.003, .005
5611-42-*	4	.125	.312	.002, .005
5611-43-*	4	.125	.390	.002, .005
5611-44-*	4	.125	.437	.002, .005
5611-45-*	4	.125	.500	.002
5611-46-*	4	.125	.562	.002
5611-131-*	4	.125	1.000	.005
5611-47-*	4	.129	.625	.002
5611-132-*	4	.130	.250	.005
5611-133-*	4	.131	.165	.005
5611-48-*	6	.141	.312	.002, .005
5611-49-*	6	.141	.375	.002
5611-50-*	6	.141	.437	.002
5611-51-*	6	.141	.562	.002
5611-52-*	6	.145	.593	.002
5611-113-*	6	.153	.750	.002, .005
5611-53-*	6	.156	.296	.002
5611-114-*	6	.156	.312	.002, .003, .005
5611-54-*	6	.156	.375	.002, .005
5611-55-*	8	.166	.375	.001, .002, .005
5611-56-*	8	.169	.437	.002, .005
5611-57-*	8	.172	.203	.002, .005
5611-58-*	8	.175	.562	.002, .003
5611-59-*	8	.187	.625	.002
5611-60-*	8	.189	.915	.002
5611-115-*	8	.190	.249	.002
5611-61-*	8	.196	.500	.002, .005
5611-62-*	8	.196	.570	.002, .005

Solder Lugs

Spring Clips

Spring Washers

Shoulder Washers

Stand Off Spacers

Flat Round Washers - Metallic

Flat Round Washers - Non-Metallic

O-Rings

Retaining Rings

Lockwashers, Retention Washers & Push-on Nuts

Clamps & Brackets

Expansion Plugs

Ground Straps, Bus Bars & Term. Blocks

Tab & Notch Washers

Misc. Washers & Tags

Solid State Insulators

Military Standards

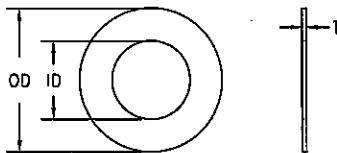
Custom Parts

Engineering Tables

Num. & Alpha. Index of Parts

KAPTON WASHERS (Continued)

Custom Sizes Available . . . See Last Page of This Section

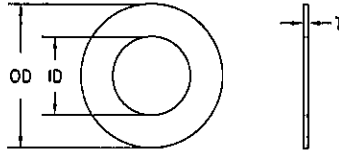


*To specify the thickness add -5 for .005 thickness, -10 for .010 thickness, etc.

PART NUMBER	SCREW SIZE	INSIDE DIA. ± .005	OUTSIDE DIA. ± .010	T* STOCKED THICKNESS
5611-134-*	10	.200	.375	.002
5611-135-*	10	.200	.510	.002
5611-63-*	10	.203	.437	.002, .005
5611-64-*	10	.203	.485	.002, .005
5611-65-*	10	.203	.500	.002, .005
5611-116-*	10	.203	.550	.002
5611-66-*	10	.203	.562	.001, .002, .003, .005
5611-67-*	10	.203	.625	.001, .002, .003, .005
5611-68-*	10	.203	.687	.002, .005
5611-69-*	10	.203	.750	.002, .003, .005
5611-136-*	12	.230	.562	.002
5611-70-*	12	.230	.625	.002
5611-137-*	12	.235	.470	.002
5611-71-*	12	.235	.812	.002
5611-72-*	12	.240	.375	.002
5611-73-*		.250	.500	.002
5611-138-*		.260	.430	.005
5611-139-*		.260	.800	.002
5611-74-*		.260	.850	.002, .005
5611-75-*		.260	.975	.002
5611-117-*		.265	.406	.005
5611-76-*		.265	.600	.002, .005
5611-77-*		.265	.625	.002, .005
5611-78-*		.265	.750	.002
5611-79-*		.265	.812	.001, .002, .003, .005
5611-80-*		.265	.875	.001, .002, .005
5611-81-*		.265	1.000	.001, .002, .005
5611-82-*		.305	1.125	.002
5611-83-*		.312	.750	.002
5611-140-*		.320	.800	.002
5611-84-*		.320	.880	.002, .005
5611-118-*		.323	.625	.005
5611-85-*		.323	.700	.002, .005
5611-86-*		.323	.800	.002
5611-119-*		.323	1.000	.005
5611-87-*		.323	1.060	.002
5611-88-*		.328	.750	.002, .005
5611-89-*		.328	.812	.005
5611-90-*		.328	1.125	.001, .002, .003, .005
5611-120-*		.330	1.000	.002

KAPTON WASHERS *(Continued)*

Custom Sizes Available . . . See Last Page of This Section



*To specify the thickness add -5 for .005 thickness, -10 for .010 thickness, etc.

PART NUMBER	SCREW SIZE	INSIDE DIA. ± .005	OUTSIDE DIA. ± .010	T* STOCKED THICKNESS
5611-91-*		.343	.550	.002
5611-92-*		.344	1.000	.002
5611-93-*		.345	1.125	.002
5611-141-*		.350	.455	.002
5611-142-*		.375	.700	.002
5611-94-*		.375	.812	.002
5611-95-*		.375	1.125	.002
5611-96-*		.380	.787	.002
5611-97-*		.385	1.000	.002
5611-98-*		.386	.625	.002, .005
5611-99-*		.390	.875	.002, .005
5611-100-*		.390	1.375	.002, .005
5611-101-*		.390	1.500	.002
5611-102-*		.445	.625	.002, .005
5611-103-*		.503	1.002	.002, .005
5611-104-*		.515	1.180	.002
5611-105-*		.515	1.250	.002, .005
5611-106-*		.515	1.375	.001, .002, .003, .005
5611-143-*		.563	.969	.002
5611-107-*		.563	1.250	.002
5611-108-*		.635	.750	.002
5611-109-*		.766	1.562	.002
5611-110-*		.781	1.625	.001, .002, .003, .005

Solder Lugs

Spring Clips

Spring Washers

Shoulder Washers

Stand Off Spacers

Flat Round Washers - Metallic

Flat Round Washers - Non-Metallic

O-Rings

Retaining Rings

Lockwashers, Retention Washers & Push-on Nuts

Clamps & Brackets

Expansion Plugs

Ground Straps, Bus Bars & Term. Blocks

Tab & Notch Washers

Misc. Washers & Tags

Solid State Insulators

Military Standards

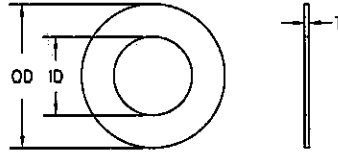
Custom Parts

Engineering Tables

Num. & Alpha. Index of Parts

MICA WASHERS

Custom Sizes Available . . . See Last Page of This Section

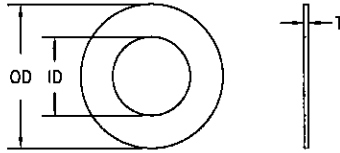


*To specify the thickness add -5 for .005 thickness, -10 for .010 thickness, etc.

PART NUMBER	SCREW SIZE	INSIDE DIA. ± .005	OUTSIDE DIA. ± .010	T* STOCKED THICKNESS
5624-19-*		.020	.058	.002
5624-21-*		.031	.304	.002
5624-116-*		.032	.375	.002
5624-23-*	000	.044	.110	.002
5624-117-*	00	.063	.110	.005
5624-24-*	00	.063	.323	.002, .005
5624-25-*	0	.070	.130	.002
5624-170-*	0	.070	.287	.005
5624-2-*	0	.072	.218	.003, .005
5624-4-*	1	.076	.218	.005
5624-26-*	1	.078	.156	.002
5624-5-*	1	.078	.187	.005
5624-115-*	1	.085	.700	.002
5624-6-*	2	.094	.250	.002, .005
5624-171-*	2	.096	.249	.003, .004, .005
5624-118-*	2	.096	.312	.002
5624-27-*	2	.098	.265	.002, .005
5624-28-*	2	.098	.398	.002, .010
5624-29-*	3	.105	1.000	.002
5624-8-*	3	.109	.250	.005
5624-119-*	3	.109	.312	.005
5624-30-*	4	.115	.500	.002, .005
5624-172-*	4	.117	.625	.002
5624-31-*	4	.118	.375	.001, .002, .005
5624-120-*	4	.120	.250	.002
5624-121-*	4	.120	.406	.002
5624-32-*	4	.120	.425	.002, .005, .010
5624-122-*	4	.120	.437	.002
5624-123-*	4	.120	.525	.002
5624-33-*	4	.120	.562	.002
5624-124-*	4	.120	.600	.002
5624-34-*	4	.125	.187	.002, .005
5624-35-*	4	.125	.250	.002, .005
5624-10-*	4	.125	.312	.003, .005, .010, .015
5624-36-*	4	.125	.360	.003, .005
5624-37-*	4	.125	.375	.002, .004, .005
5624-125-*	4	.125	.390	.002
5624-38-*	4	.125	.440	.002, .005
5624-126-*	4	.125	.453	.004
5624-39-*	4	.125	.500	.002, .005, .010

MICA WASHERS *(Continued)*

Custom Sizes Available . . . See Last Page of This Section

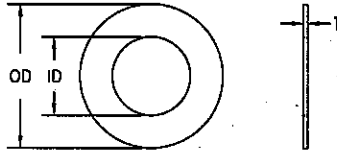


*To specify the thickness add -5 for .005 thickness, -10 for .010 thickness, etc.

PART NUMBER	SCREW SIZE	INSIDE DIA. ± .005	OUTSIDE DIA. ± .010	T* STOCKED THICKNESS
5624-40-*	4	.125	1.000	.002, .003, .005, .007
5624-11-*	4	.129	.625	.003, .005, .010
5624-127-*	5	.130	.300	.001
5624-128-*	5	.130	.500	.003
5624-129-*	5	.130	.800	.003
5624-130-*	5	.132	.335	.002
5624-131-*	5	.140	.312	.002, .010
5624-12-*	5	.140	.375	.002, .003, .005
5624-132-*	5	.140	.562	.002
5624-41-*	6	.143	.437	.003
5624-42-*	6	.144	.650	.002
5624-43-*	6	.145	.410	.002, .005
5624-44-*	6	.145	.562	.002, .010
5624-45-*	6	.145	.593	.002
5624-46-*	6	.147	.375	.002, .003
5624-173-*	6	.147	.810	.005
5624-47-*	6	.155	.390	.008
5624-48-*	6	.155	.390	.010
5624-174-*	6	.155	.636	.006
5624-49-*	6	.156	.296	.002
5624-14-*	6	.156	.375	.002, .005
5624-175-*	6	.156	.437	.005
5624-50-*	6	.156	.625	.002, .010
5624-176-*	6	.165	.625	.002, .005
5624-133-*	8	.166	.375	.002
5624-134-*	8	.167	.277	.005
5624-51-*	8	.169	.437	.003
5624-135-*	8	.171	.500	.003
5624-16-*	8	.176	.375	.005, .010
5624-1-*	8	.176	.562	.003, .010
5624-177-*	8	.179	.425	.005
5624-178-*	8	.187	.375	.005
5624-3-*	8	.187	.562	.002, .003, .010
5624-7-*	8	.187	.625	.003, .005, .008, .010
5624-179-*	8	.187	.687	.005
5624-136-*	8	.187	.750	.003, .010
5624-52-*	8	.189	.915	.002, .005
5624-180-*	8	.191	.500	.005
5624-137-*	10	.192	.437	.005
5624-9-*	10	.192	.625	.001, .002, .003, .004, .005, .010

MICA WASHERS *(Continued)*

Custom Sizes Available . . . See Last Page of This Section

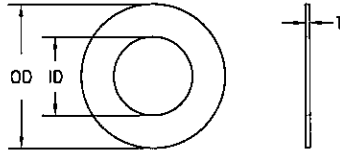


*To specify the thickness add -5 for .005 thickness, -10 for .010 thickness, etc.

PART NUMBER	SCREW SIZE	INSIDE DIA. ± .005	OUTSIDE DIA. ± .010	T* STOCKED THICKNESS
5624-53-*	10	.194	.562	.005
5624-54-*	10	.195	.500	.002, .004
5624-55-*	10	.195	.625	.002, .003, .005, .008, .010
5624-56-*	10	.195	.635	.004
5624-138-*	10	.195	.688	.002
5624-57-*	10	.195	.750	.002, .005
5624-139-*	10	.196	.570	.002
5624-58-*	10	.198	.505	.002, .003
5624-181-*	10	.199	1.000	.004
5624-59-*	10	.200	.531	.002, .003, .005
5624-182-*	10	.200	.560	.003
5624-60-*	10	.200	.600	.002, .005, .010
5624-61-*	10	.200	.625	.002, .003, .004, .006, .010
5624-17-*	10	.200	.688	.002, .003, .004, .005
5624-140-*	10	.200	.875	.005
5624-18-*	10	.203	.437	.005, .010
5624-141-*	10	.203	.480	.002, .010
5624-62-*	10	.203	.562	.002, .004, .005, .006
5624-63-*	10	.203	.625	.002, .003, .005
5624-142-*	10	.203	.688	.002
5624-64-*	10	.206	.500	.003, .005, .010
5624-65-*	10	.206	.562	.002, .003, .005, .010
5624-143-*	10	.208	1.000	.005
5624-183-*	10	.218	.560	.010
5624-184-*	10	.218	.625	.005
5624-66-*	12	.223	.406	.001, .002, .003, .005
5624-20-*	12	.223	.437	.005
5624-67-*	12	.230	.625	.002
5624-68-*	12	.240	.375	.005
5624-69-*		.250	.500	.002, .003
5624-144-*		.250	.562	.002
5624-70-*		.250	.810	.002, .004, .005
5624-71-*		.250	.850	.002, .005
5624-185-*		.250	.875	.005
5624-72-*		.250	1.000	.002, .003, .005, .006, .010
5624-145-*		.250	1.500	.005
5624-73-*		.255	.580	.003, .005
5624-74-*		.255	.625	.003, .005
5624-75-*		.255	.718	.005, .007
5624-76-*		.255	.750	.002, .005

MICA WASHERS *(Continued)*

Custom Sizes Available . . . See Last Page of This Section



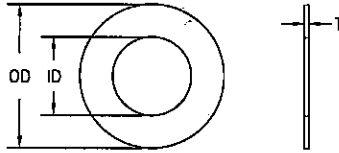
*To specify the thickness add -5 for .005 thickness, -10 for .010 thickness, etc.

PART NUMBER	SCREW SIZE	INSIDE DIA. ± .005	OUTSIDE DIA. ± .010	T* STOCKED THICKNESS
5624-77-*		.255	.800	.003, .005
5624-78-*		.255	.862	.005
5624-79-*		.255	.938	.003, .005
5624-146-*		.257	.990	.003
5624-22-*		.260	.500	.002, .005, .010
5624-147-*		.260	.540	.002
5624-13-*		.260	.850	.002, .003, .005, .006, .010
5624-80-*		.260	.880	.004
5624-81-*		.260	.975	.002, .005
5624-82-*		.260	1.000	.002, .005, .010
5624-83-*		.265	.562	.002, .006, .010
5624-148-*		.265	.600	.002
5624-149-*		.265	.625	.002
5624-150-*		.265	.750	.003, .005
5624-151-*		.265	.812	.002, .005
5624-84-*		.265	.840	.005
5624-152-*		.265	.980	.005
5624-153-*		.265	1.000	.002, .005, .006, .010
5624-85-*		.266	.875	.002, .003, .005
5624-86-*		.270	.465	.002
5624-15-*		.282	.875	.002, .005, .006, .010
5624-154-*		.290	.750	.005
5624-87-*		.291	.368	.002
5624-88-*		.296	.625	.002, .004
5624-89-*		.312	.750	.002, .010
5624-90-*		.316	1.093	.005
5624-91-*		.317	1.125	.003, .005
5624-155-*		.317	1.250	.010
5624-92-*		.318	.750	.002, .003, .005
5624-93-*		.321	.880	.002, .003, .004, .005
5624-156-*		.323	.700	.002
5624-157-*		.323	.800	.002
5624-94-*		.323	1.010	.002, .004
5624-95-*		.328	.750	.008
5624-96-*		.328	.780	.006
5624-158-*		.328	.875	.003
5624-97-*		.328	.995	.002, .003
5624-98-*		.328	1.060	.002, .004, .005
5624-159-*		.328	1.125	.002, .005
5624-99-*		.343	.550	.002

- Solder Lugs
- Spring Clips
- Spring Washers
- Shoulder Washers
- Stand Off Spacers
- Flat Round Washers - Metallic
- Flat Round Washers - Non-Metallic
- O-Rings
- Retaining Rings
- Lockwashers, Retention Washers & Push-on Nuts
- Clamps & Brackets
- Expansion Plugs
- Ground Straps, Bus Bars & Term. Blocks
- Tab & Notch Washers
- Misc. Washers & Tags
- Solid State Insulators
- Military Standards
- Custom Parts
- Engineering Tables
- Num. & Alpha. Index of Parts

MICA WASHERS *(Continued)*

Custom Sizes Available . . . See Last Page of This Section

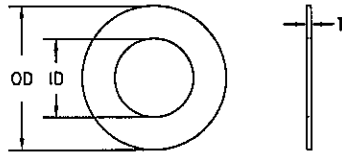


*To specify the thickness add -5 for .005 thickness, -10 for .010 thickness, etc.

PART NUMBER	SCREW SIZE	INSIDE DIA. ± .005	OUTSIDE DIA. ± .010	T* STOCKED THICKNESS
5624-186-*		.344	.500	.003, .010
5624-100-*		.344	1.000	.002, .010
5624-160-*		.375	.500	.010
5624-101-*		.375	.812	.002, .004
5624-102-*		.375	1.000	.002, .010
5624-103-*		.375	1.125	.002
5624-104-*		.375	1.375	.002
5624-161-*		.380	.750	.003
5624-105-*		.380	.787	.002
5624-162-*		.380	.812	.002
5624-163-*		.380	1.125	.002, .003
5624-106-*		.385	1.000	.005
5624-107-*		.386	.625	.003, .010
5624-108-*		.390	.875	.003
5624-164-*		.390	1.375	.002
5624-165-*		.390	1.500	.002
5624-166-*		.437	1.187	.002
5624-187-*		.440	.880	.005
5624-188-*		.500	1.250	.003
5624-109-*		.503	1.002	.005, .006, .010
5624-167-*		.515	1.180	.002
5624-110-*		.515	1.250	.003, .005
5624-168-*		.515	1.375	.002, .005
5624-111-*		.525	1.000	.002
5624-112-*		.528	1.375	.002, .003
5624-189-*		.530	.864	.004
5624-190-*		.562	1.000	.005
5624-191-*		.562	1.750	.005, .010
5624-113-*		.563	1.250	.002
5624-192-*		.687	1.000	.005
5624-114-*		.766	1.562	.003, .010
5624-169-*		.781	1.625	.002, .005

MYLAR WASHERS

Custom Sizes Available . . . See Last Page of This Section



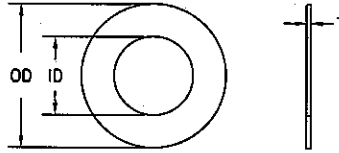
*To specify the thickness add -5 for .005 thickness, -10 for .010 thickness, etc.

PART NUMBER	SCREW SIZE	INSIDE DIA. ± .005	OUTSIDE DIA. ± .010	T* STOCKED THICKNESS
5622-78-*		.036	.187	.010
5622-79-*	000	.038	.092	.003
5622-80-*	000	.040	.125	.005
5622-81-*	000	.040	.135	.005
5622-82-*	000	.044	.110	.010, .014
5622-12-*	0	.062	.138	.005, .007
5622-1-*	0	.067	.376	.007, .010
5622-83-*	0	.068	.406	.005
5622-84-*	0	.071	.182	.007, .010
5622-85-*	0	.071	.281	.010
5622-2-*	0	.073	.125	.007
5622-4-*	1	.078	.154	.007, .010
5622-86-*	1	.086	.158	.005
5622-87-*	2	.092	.158	.003, .005
5622-88-*	2	.095	.250	.005
5622-6-*	2	.096	.219	.003, .005, .007
5622-89-*	2	.100	.300	.005, .007
5622-90-*	2	.100	.345	.005
5622-91-*	2	.100	.375	.007
5622-92-*	2	.100	.400	.010
5622-7-*	3	.106	.170	.007
5622-8-*	3	.109	.245	.007
5622-93-*	3	.109	.687	.005
5622-94-*	3	.114	.182	.007
5622-95-*	3	.115	.296	.005
5622-9-*	4	.122	.228	.002, .003, .007, .010
5622-96-*	4	.122	.293	.005
5622-16-*	4	.122	.500	.005, .007, .010
5622-97-*	4	.124	.196	.010
5622-62-*	4	.125	.250	.005
5622-98-*	4	.125	.281	.010
5622-99-*	4	.125	.375	.010
5622-100-*	4	.125	.406	.005
5622-101-*	4	.126	.240	.007
5622-63-*	4	.127	.233	.005
5622-10-*	4	.127	.310	.001, .003, .005, .007, .010
5622-11-*	5	.130	.173	.007
5622-102-*	5	.130	.250	.010
5622-103-*	5	.130	.500	.010
5622-18-*	5	.132	.217	.005, .010

- Solder Lugs
- Spring Clips
- Spring Washers
- Shoulder Washers
- Stand Off Spacers
- Flat Round Washers - Metallic
- Flat Round Washers - Non-Metallic
- O-Rings
- Retaining Rings
- Lockwashers, Retention Washers & Push-on Nuts
- Clamps & Brackets
- Expansion Plugs
- Ground Straps, Bus Bars & Term. Blocks
- Tab & Notch Washers
- Misc. Washers & Tags
- Solid State Insulators
- Military Standards
- Custom Parts
- Engineering Tables
- Num. & Alpha. Index of Parts

MYLAR WASHERS *(Continued)*

Custom Sizes Available . . . See Last Page of This Section

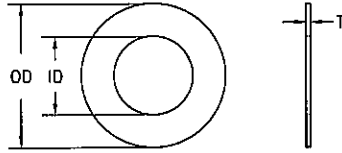


*To specify the thickness add -5 for .005 thickness, -10 for .010 thickness, etc.

PART NUMBER	SCREW SIZE	INSIDE DIA. ± .005	OUTSIDE DIA. ± .010	T* STOCKED THICKNESS
5622-104-*	5	.136	.437	.010
5622-105-*	5	.136	.562	.010
5622-3-*	5	.140	.250	.007
5622-106-*	5	.140	.281	.010
5622-107-*	6	.145	.300	.005
5622-20-*	5	.145	.593	.003, .005, .010
5622-64-*	5	.145	.625	.005
5622-108-*	6	.150	.300	.005
5622-65-*	6	.150	.310	.005, .010
5622-13-*	6	.150	.637	.002, .007
5622-66-*	6	.150	.875	.007
5622-67-*	6	.154	.300	.007
5622-14-*	6	.154	.375	.005, .007, .010
5622-109-*	6	.154	.400	.005
5622-110-*	6	.157	.312	.010
5622-68-*	6	.160	.281	.005, .010
5622-5-*	6	.167	.277	.005, .007, .010, .014
5622-69-*	6	.167	.312	.007
5622-111-*	8	.170	.400	.007
5622-24-*	8	.170	.625	.003, .005, .010
5622-112-*	8	.172	.343	.005
5622-113-*	8	.172	.375	.010
5622-15-*	8	.182	.376	.003, .007
5622-114-*	8	.184	.500	.005, .010
5622-17-*	8	.187	.437	.007
5622-19-*	8	.188	.312	.007
5622-115-*	8	.190	.750	.005, .010
5622-21-*	8	.191	.470	.007
5622-23-*	10	.195	.367	.005, .007, .010
5622-116-*	10	.195	.400	.007
5622-28-*	10	.200	.625	.003, .005, .007
5622-25-*	10	.205	.309	.007
5622-22-*	10	.205	.435	.007, .010
5622-117-*	10	.206	.281	.005
5622-118-*	10	.207	.531	.010
5622-27-*	10	.208	.500	.007
5622-119-*	10	.218	.406	.007
5622-120-*	12	.220	.375	.010
5622-26-*	12	.225	.363	.007
5622-29-*	12	.230	.500	.007

MYLAR WASHERS *(Continued)*

Custom Sizes Available . . . See Last Page of This Section



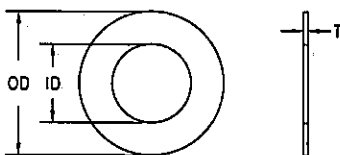
*To specify the thickness add -5 for .005 thickness, -10 for .010 thickness, etc.

PART NUMBER	SCREW SIZE	INSIDE DIA. ± .005	OUTSIDE DIA. ± .010	T* STOCKED THICKNESS
5622-30-*		.250	.438	.007
5622-121-*		.250	.562	.007
5622-70-*		.250	.750	.010
5622-71-*		.250	.812	.010
5622-31-*		.254	.311	.007
5622-32-*		.254	.400	.007
5622-122-*		.255	.380	.010
5622-33-*		.255	1.062	.007
5622-34-*		.256	.442	.002, .003, .005, .007, .010
5622-123-*		.257	.367	.010
5622-35-*		.257	.620	.007, .010, .014
5622-55-*		.260	.500	.005, .010
5622-124-*		.260	1.300	.010
5622-56-*		.265	1.000	.005
5622-36-*		.266	.430	.007, .010
5622-125-*		.270	.875	.010
5622-37-*		.283	.495	.005, .007
5622-38-*		.284	.420	.007
5622-39-*		.292	.552	.007
5622-126-*		.305	.562	.007
5622-40-*		.312	.440	.007
5622-72-*		.312	1.312	.014
5622-73-*		.312	1.500	.014
5622-41-*		.315	.511	.007
5622-127-*		.320	.625	.007
5622-42-*		.320	.749	.005, .007, .010
5622-57-*		.320	.880	.005
5622-128-*		.320	1.000	.010
5622-129-*		.320	1.250	.007
5622-43-*		.362	.626	.007
5622-44-*		.374	.866	.007
5622-54-*		.375	.500	.007, .014
5622-45-*		.375	.750	.007
5622-130-*		.375	1.000	.010
5622-74-*		.380	.765	.005
5622-131-*		.380	1.250	.010
5622-46-*		.385	.505	.007
5622-132-*		.385	.785	.005
5622-58-*		.385	.812	.005
5622-47-*		.386	.625	.005, .007
5622-133-*		.395	.688	.010

- Solder Lugs
- Spring Clips
- Spring Washers
- Shoulder Washers
- Stand Off Spacers
- Flat Round Washers - Metallic
- Flat Round Washers - Non-Metallic
- O-Rings
- Retaining Rings
- Lockwashers, Retention Washers & Push-on Nuts
- Clamps & Brackets
- Expansion Plugs
- Ground Straps, Bus Bars & Term. Blocks
- Tab & Notch Washers
- Misc. Washers & Tags
- Solid State Insulators
- Military Standards
- Custom Parts
- Engineering Tables
- Num. & Alpha. Index of Parts

MYLAR WASHERS *(Continued)*

Custom Sizes Available . . . See Last Page of This Section

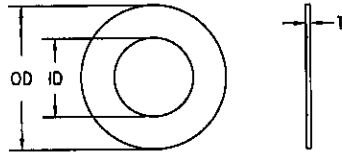


*To specify the thickness add -5 for .005 thickness, -10 for .010 thickness, etc.

PART NUMBER	SCREW SIZE	INSIDE DIA. ± .005	OUTSIDE DIA. ± .010	T* STOCKED THICKNESS
5622-134-*		.397	.597	.002, .003, .005, .007, .010, .014
5622-135-*		.406	1.000	.007
5622-136-*		.415	.780	.010
5622-48-*		.437	.628	.005, .007
5622-137-*		.438	.585	.010
5622-138-*		.438	.750	.010
5622-139-*		.450	.625	.005, .007
5622-49-*		.460	.750	.005, .007
5622-140-*		.485	.725	.010
5622-59-*		.500	.625	.010
5622-141-*		.500	.750	.010
5622-142-*		.500	.812	.007
5622-143-*		.500	.875	.007
5622-144-*		.500	1.062	.010
5622-60-*		.500	1.243	.010
5622-75-*		.505	.860	.005, .007
5622-50-*		.505	1.000	.007
5622-61-*		.515	1.375	.005
5622-145-*		.516	1.500	.014
5622-146-*		.562	.750	.007
5622-147-*		.562	.800	.005
5622-148-*		.562	.875	.007
5622-149-*		.562	1.000	.005
5622-150-*		.594	1.125	.002
5622-151-*		.600	.905	.005
5622-51-*		.625	.843	.005, .007
5622-177-*		.625	.875	.010
5622-152-*		.630	.760	.010
5622-153-*		.630	.875	.010
5622-154-*		.630	1.000	.007
5622-52-*		.645	1.120	.007
5622-155-*		.688	.875	.010
5622-156-*		.690	.845	.007
5622-157-*		.750	.930	.007
5622-158-*		.760	.875	.010
5622-159-*		.760	.940	.010
5622-160-*		.760	1.000	.007
5622-161-*		.812	1.000	.007
5622-162-*		.812	1.125	.010
5622-53-*		.840	1.437	.007

MYLAR WASHERS *(Continued)*

Custom Sizes Available . . . See Last Page of This Section



*To specify the thickness add -5 for .005 thickness, -10 for .010 thickness, etc.

PART NUMBER	SCREW SIZE	INSIDE DIA. ± .005	OUTSIDE DIA. ± .010	T* STOCKED THICKNESS
5622-163-*		.890	1.125	.010
5622-164-*		.890	1.187	.010
5622-165-*		.890	1.250	.010
5622-76-*		.891	1.500	.014
5622-77-*		.891	1.750	.007, .014
5622-166-*		.940	1.125	.010
5622-167-*		.940	1.188	.007
5622-168-*		.940	1.250	.010
5622-169-*		1.000	1.125	.007
5622-170-*		1.065	1.250	.010
5622-171-*		1.125	1.250	.007
5622-172-*		1.250	1.437	.007
5622-173-*		1.375	1.500	.010
5622-174-*		1.500	1.750	.010
5622-175-*		1.800	2.100	.005
5622-176-*		2.880	3.020	.005

Solder Lugs

Spring Clips

Spring Washers

Shoulder Washers

Stand Off Spacers

Flat Round Washers - Metallic

Flat Round Washers - Non-Metallic

O-Rings

Retaining Rings

Lockwashers, Retention Washers & Push-on Nuts

Clamps & Brackets

Expansion Plugs

Ground Straps, Bus Bars & Term. Blocks

Tab & Notch Washers

Misc. Washers & Tags

Solid State Insulators

Military Standards

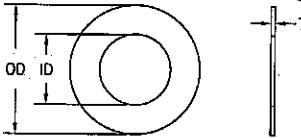
Custom Parts

Engineering Tables

Num. & Alpha. Index of Parts

NEOPRENE WASHERS

Custom Sizes Available . . . See Last Page of This Section



*To specify the thickness add -5 for .005 thickness, -10 for .010 thickness, etc.

PART NUMBER	SCREW SIZE	INSIDE DIA. ± .010	OUTSIDE DIA. ± .010	T* STOCKED THICKNESS
5613-90-*	00	.050	.562	.016
5613-91-*	00	.060	.360	.016
5613-0R-*	0	.068	.188	.025
5613-1-*	0	.070	.199	.016, .031, .062
5613-2-*	0	.070	.242	.016, .031, .062
5613-92-*	0	.070	.312	.031
5613-3-*	0	.070	.329	.016, .031, .062
5613-1R-*	1	.084	.219	.025
5613-4-*	1	.086	.199	.016, .031, .062
5613-5-*	1	.086	.242	.016, .031, .062
5613-6-*	1	.086	.329	.016, .031, .062
5613-93-*	1	.086	.375	.031
5613-94-*	2	.093	.250	.031
5613-95-*	2	.093	.312	.031, .062
5613-2R-*	2	.094	.250	.031
5613-7-*	2	.095	.235	.016, .031, .062
5613-8-*	2	.095	.283	.016, .031, .062
5613-9-*	2	.095	.390	.016, .031, .062
5613-96-*	2	.097	.375	.031
5613-10-*	3	.105	.255	.016, .031, .062, .093
5613-11-*	3	.108	.235	.016, .031, .062
5613-12-*	3	.108	.283	.016, .031, .062
5613-13-*	3	.108	.390	.016, .031, .062
5613-3R-*	3	.109	.312	.031
5613-97-*	3	.109	.375	.031, .062
5613-98-*	4	.119	.280	.031
5613-14-*	4	.119	.317	.016, .031, .062
5613-15-*	4	.119	.380	.016, .031, .062, .093
5613-16-*	4	.119	.529	.016, .031, .062
5613-17-*	4	.125	.250	.016, .025, .040
5613-99-*	4	.125	.281	.031, .062
5613-18-*	4	.125	.317	.016, .031, .062, .093
5613-4R-*	4	.125	.375	.040
5613-68-*	4	.125	.375	.031
5613-100-*	5	.132	.625	.016, .062
5613-5R-*	5	.141	.406	.040
5613-19-*	6	.149	.380	.016, .031, .062, .093
5613-20-*	6	.149	.400	.016, .031, .062
5613-21-*	6	.149	.478	.016, .031, .062
5613-101-*	6	.149	.495	.031
5613-22-*	6	.149	.644	.016, .031, .062
5613-102-*	6	.150	.395	.031
5613-103-*	6	.154	.295	.031, .062
5613-23-*	6	.156	.375	.031, .062, .093

All **BOLD** Part Numbers Represent ANSI/ASME (Regular Series) Standard Screw Sizes & Tolerances

SEASTROM Manufacturing Co., Inc.

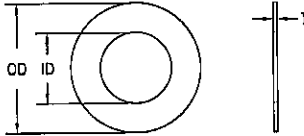
456 Seastrom Street • Twin Falls, Idaho 83301

1•800•634•2356

Fax (208) 734•7222

NEOPRENE WASHERS *(Continued)*

Custom Sizes Available . . . See Last Page of This Section



*To specify the thickness add -5 for .005 thickness, -10 for .010 thickness, etc.

PART NUMBER	SCREW SIZE	INSIDE DIA. ± .010	OUTSIDE DIA. ± .010	T* STOCKED THICKNESS
5613-24-*	6	.156	.406	.062
5613-104-*	6	.156	.437	.062
5613-6R-*	6	.156	.438	.040
5613-105-*	6	.156	.750	.031
5613-25-*	6	.156	1.000	.031
5613-26-*	6	.156	2.000	.031
5613-27-*	6	.160	.555	.062
5613-106-*	6	.165	.500	.031
5613-69-*	6	.165	.890	.062
5613-107-*	8	.171	.625	.062
5613-28-*	8	.174	.380	.016, .031, .062, .093
5613-29-*	8	.174	.430	.016, .031, .062
5613-30-*	8	.174	.517	.016, .031, .062
5613-31-*	8	.174	.691	.016, .031, .062
5613-108-*	8	.180	.406	.031, .062
5613-32-*	8	.187	.312	.031, .062, .156
5613-109-*	8	.187	.500	.031, .062
5613-70-*	8	.187	.680	.062
5613-110-*	8	.187	1.375	.062, .125
5613-111-*	8	.187	1.500	.062, .125
5613-112-*	8	.187	2.375	.031, .062
5613-8R-*	8	.188	.500	.040
5613-113-*	10	.200	.562	.062
5613-71-*	10	.200	.750	.062, .093
5613-33-*	10	.203	.443	.016, .031, .062, .093, .125
5613-34-*	10	.203	.465	.016, .031, .062
5613-35-*	10	.203	.555	.016, .031, .062
5613-10R-*	10	.203	.562	.040
5613-36-*	10	.203	.735	.016, .031, .062, .093
5613-114-*	10	.203	1.000	.031
5613-115-*	10	.210	.910	.062
5613-72-*	10	.218	.375	.031, .062
5613-116-*	10	.218	.500	.062
5613-117-*	12	.220	.530	.062
5613-12R-*	12	.234	.625	.062
5613-73-*		.250	.375	.025
5613-74-*		.250	.562	.062
5613-118-*		.250	1.062	.062
5613-119-*		.250	1.500	.062
5613-75-*		.265	.375	.031
5613-37-*		.265	.505	.016, .031, .062, .093
5613-38-*		.265	.528	.016, .031, .062
5613-39-*		.265	.619	.016, .031, .062, .187
5613-40-*		.265	.745	.016, .031, .062, .125

All **BOLD** Part Numbers Represent ANSI/ASME (Regular Series) Standard Screw Sizes & Tolerances

SEASTROM Manufacturing Co., Inc.

456 Seastrom Street • Twin Falls, Idaho 83301

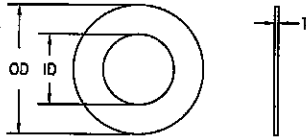
1-800-634-2356

Fax (208) 734-7222

- Solder Lugs
- Spring Clips
- Spring Washers
- Shoulder Washers
- Stand Off Spacers
- Flat Round Washers – Metallic
- Flat Round Washers – Non-Metallic
- O-Rings
- Retaining Rings
- Lockwashers, Retention Washers & Push-on Nuts
- Clamps & Brackets
- Expansion Plugs
- Ground Straps, Bus Bars & Term. Blocks
- Tab & Notch Washers
- Misc. Washers & Tags
- Solid State Insulators
- Military Standards
- Custom Parts
- Engineering Tables
- Num. & Alpha. Index of Parts

NEOPRENE WASHERS (Continued)

Custom Sizes Available . . . See Last Page of This Section



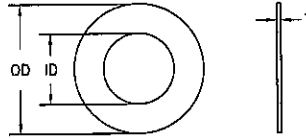
*To specify the thickness add -5 for .005 thickness, -10 for .010 thickness, etc.

PART NUMBER	SCREW SIZE	INSIDE DIA. ± .010	OUTSIDE DIA. ± .010	T* STOCKED THICKNESS
5613-41-*	1/4	.265	.800	.016, .031, .062
5613-76-*		.275	.400	.045
5613-77-*		.281	.500	.031
5613-250R-*		.281	.734	.062
5613-120-*		.281	.750	.062
5613-121-*		.300	.390	.016
5613-78-*		.300	.500	.031, .062
5613-79-*		.312	.750	.062
5613-122-*		.312	.875	.062
5613-123-*		.312	2.000	.062
5613-124-*		.312	2.500	.062, .125
5613-42-*		.328	.567	.016, .031, .062, .093
5613-43-*		.328	.687	.016, .031, .062
5613-44-*		.328	.812	.016, .031, .062
5613-125-*		.328	1.000	.031
5613-45-*	5/16	.328	1.062	.016, .031, .062
5613-312R-*		.344	.875	.062
5613-126-*		.347	1.000	.062
5613-80-*		.375	.625	.031
5613-81-*		.375	.750	.062, .250
5613-127-*		.375	.875	.062
5613-128-*		.375	1.562	.062, .125
5613-82-*		.390	.500	.031
5613-46-*		.390	.630	.016, .031, .062, .093
5613-47-*		.390	.745	.016, .025, .031, .062, .093
5613-129-*		.390	.781	.031
5613-48-*		.390	.865	.016, .031, .062, .125
5613-49-*		.390	1.105	.016, .031, .062
5613-375R-*		.406	1.000	.062
5613-130-*		.437	.625	.031
5613-131-*		.437	1.125	.062
5613-132-*		.438	.500	.031
5613-83-*		.438	.812	.031, .062, .125
5613-133-*		.442	.630	.062
5613-50-*		.453	.755	.016, .031, .062, .093
5613-51-*	7/16	.453	.880	.031
5613-134-*		.453	1.000	.031
5613-438R-*		.469	1.125	.062
5613-84-*		.490	.675	.031, .062
5613-135-*		.500	.650	.031
5613-136-*		.500	.750	.062
5613-137-*		.505	.673	.031, .062
5613-52-*		.515	.750	.031, .062
5613-53-*		.515	.880	.016, .031, .062, .093

All **BOLD** Part Numbers Represent ANSI/ASME (Regular Series) Standard Screw Sizes & Tolerances

NEOPRENE WASHERS *(Continued)*

Custom Sizes Available . . . See Last Page of This Section



*To specify the thickness add -5 for .005 thickness, -10 for .010 thickness, etc.

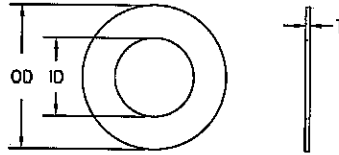
PART NUMBER	SCREW SIZE	INSIDE DIA. ± .010	OUTSIDE DIA. ± .010	T* STOCKED THICKNESS
5613-54-*	1/2	.515	1.000	.031
5613-500R-*		.531	1.250	.100
5613-138-*		.531	.718	.031, .062
5613-139-*		.549	.820	.062
5613-140-*		.555	1.083	.062
5613-85-*	9/16	.562	1.062	.062, .125
5613-141-*		.563	.719	.062
5613-55-*		.578	1.067	.016, .031, .062, .093
5613-562R-*		.594	1.469	.100
5613-142-*		.600	.825	.062
5613-143-*		.610	1.130	.125
5613-144-*		.610	1.310	.062
5613-56-*		.640	.875	.016, .031, .062
5613-86-*		.640	.937	.031, .062
5613-57-*		.640	1.000	.031, .062, .125
5613-58-*	5/8	.640	1.192	.016, .031, .062, .093
5613-145-*		.640	1.250	.031
5613-146-*		.656	1.375	.125
5613-625R-*		.656	1.750	.100
5613-147-*		.687	1.000	.031
5613-148-*		.693	.880	.062, .093
5613-59-*		.688	.938	.016, .031, .062
5613-60-*		.765	1.000	.031
5613-61-*		.765	1.187	.031, .062
5613-62-*		.765	1.317	.016, .031, .063, .093
5613-750R-*	3/4	.812	2.000	.100
5613-63-*	7/8	.890	1.250	.031, .062
5613-64-*		.890	1.505	.016, .031, .062, .093, .125
5613-875R-*		.938	2.250	.156
5613-150-*		.957	1.562	.062
5613-87-*			.969	1.562
5613-65-*	1.015		1.250	.031
5613-66-*	1.015		1.500	.031, .062
5613-67-*	1.015		1.755	.016, .031, .062, .093
5613-151-*	1.015		2.000	.031
5613-1000R-*	1.000	1.062	2.500	.156
5613-88-*		1.078	1.305	.016
5613-89-*		1.125	1.375	.062
5613-152-*		1.250	2.230	.062
5613-153-*		1.313	2.250	.062
5613-154-*			1.500	1.688
5613-155-*	1.500		1.750	.062
5613-156-*	2.188		2.438	.062, .125

All **BOLD** Part Numbers Represent ANSI/ASME (Regular Series) Standard Screw Sizes & Tolerances

- Solder Lugs
- Spring Clips
- Spring Washers
- Shoulder Washers
- Stand Off Spacers
- Flat Round Washers - Metallic
- Flat Round Washers - Non-Metallic
- O-Rings
- Retaining Rings
- Lockwashers, Retention Washers & Push-on Nuts
- Clamps & Brackets
- Expansion Plugs
- Ground Straps, Bus Bars & Term. Blocks
- Tab & Notch Washers
- Misc. Washers & Tags
- Solid State Insulators
- Military Standards
- Custom Parts
- Engineering Tables
- Num. & Alpha. Index of Parts

NYLATRON WASHERS

Custom Sizes Available . . . See Last Page of This Section

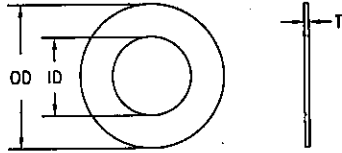


*To specify the thickness add -5 for .005 thickness, -10 for .010 thickness, etc.

PART NUMBER	SCREW SIZE	INSIDE DIA. ± .005	OUTSIDE DIA. ± .010	T* STOCKED THICKNESS
5615-38-*	0	.070	.250	.016
5615-1-*	0	.073	.125	.016
5615-2-*	1	.076	.154	.016
5615-78-*	2	.090	.502	.031
5615-79-*	2	.093	.190	.010, .016
5615-3-*	2	.094	.219	.016, .031
5615-80-*	2	.101	.502	.010, .040
5615-4-*	3	.108	.247	.016, .031, .125
5615-81-*	3	.115	.175	.010
5615-82-*	4	.117	.250	.016
5615-83-*	4	.120	.220	.010, .020, .031
5615-84-*	4	.120	.280	.020
5615-85-*	4	.120	.310	.031, .090
5615-39-*	4	.122	.228	.031
5615-5-*	4	.125	.310	.016, .031
5615-86-*	4	.125	.500	.031
5615-87-*	4	.128	.440	.020
5615-41-*	5	.133	.250	.016
5615-6-*	5	.136	.375	.010, .016, .031
5615-20-*	5	.138	.398	.016, .031, .062
5615-88-*	5	.140	.625	.062
5615-7-*	6	.142	.312	.031, .040
5615-89-*	5	.142	.505	.016
5615-90-*	6	.145	.406	.031
5615-91-*	6	.147	.250	.031
5615-92-*	6	.150	.310	.031
5615-93-*	6	.150	.440	.031
5615-8-*	6	.151	.375	.016, .031
5615-94-*	6	.158	.235	.010
5615-42-*	6	.158	.281	.016
5615-43-*	6	.158	.343	.016
5615-45-*	6	.158	.406	.016
5615-95-*	6	.160	.390	.031
5615-96-*	8	.170	.281	.031, .062
5615-97-*	8	.170	.515	.031
5615-9-*	8	.173	.375	.031
5615-98-*	8	.180	.250	.062, .350
5615-46-*	8	.189	.281	.016, .031
5615-47-*	8	.189	.343	.016
5615-49-*	8	.189	.375	.016, .062

NYLATRON WASHERS *(Continued)*

Custom Sizes Available . . . See Last Page of This Section



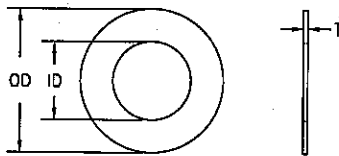
*To specify the thickness add -5 for .005 thickness, -10 for .010 thickness, etc.

PART NUMBER	SCREW SIZE	INSIDE DIA. ± .005	OUTSIDE DIA. ± .010	T* STOCKED THICKNESS
5615-50-*	8	.189	.406	.016
5615-51-*	8	.189	.437	.016
5615-99-*	8	.190	.750	.031
5615-53-*	8	.192	.312	.050
5615-100-*	8	.192	.406	.025, .062
5615-10-*	8	.192	.505	.016
5615-101-*	10	.195	.350	.031
5615-102-*	10	.199	.500	.062
5615-11-*	10	.200	.437	.031
5615-103-*	10	.200	.688	.031
5615-104-*	10	.200	.750	.031
5615-105-*	10	.200	.812	.031
5615-106-*	10	.200	.875	.031
5615-24-*	10	.201	.460	.010, .016, .031, .062
5615-107-*	10	.202	.553	.031
5615-108-*	10	.208	.500	.031
5615-109-*	10	.218	.330	.016
5615-54-*	10	.218	.437	.016
5615-12-*	12	.222	.366	.031
5615-110-*	12	.222	.625	.031
5615-111-*	12	.227	.502	.031
5615-55-*	12	.237	.375	.010, .031
5615-112-*		.250	.837	.031
5615-113-*		.252	.752	.031
5615-57-*		.253	.375	.010, .031
5615-58-*		.253	.437	.031
5615-13-*		.253	.506	.016, .031, .062
5615-59-*		.253	.562	.031
5615-114-*		.254	.531	.031
5615-14-*		.254	.622	.016, .031
5615-61-*		.254	.688	.031
5615-62-*		.257	.438	.016
5615-115-*		.260	.375	.031
5615-116-*		.262	.500	.031
5615-117-*		.263	.432	.015
5615-28-*		.267	.523	.016, .031, .062
5615-63-*		.275	.525	.031
5615-15-*		.281	.562	.062
5615-118-*		.281	.625	.031
5615-119-*		.285	.820	.031

Solder Lugs
Spring Clips
Spring Washers
Shoulder Washers
Stand Off Spacers
Flat Round Washers - Metallic
Flat Round Washers - Non-Metallic
O-Rings
Retaining Rings
Lockwashers, Retention Washers & Push-on Nuts
Clamps & Brackets
Expansion Plugs
Ground Straps, Bus Bars & Term. Blocks
Tab & Notch Washers
Misc. Washers & Tags
Solid State Insulators
Military Standards
Custom Parts
Engineering Tables
Num. & Alpha. Index of Parts

NYLATRON WASHERS (Continued)

Custom Sizes Available . . . See Last Page of This Section

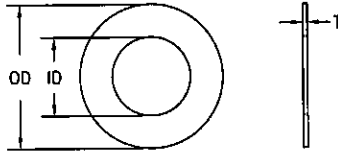


*To specify the thickness add -5 for .005 thickness, -10 for .010 thickness, etc.

PART NUMBER	SCREW SIZE	INSIDE DIA. ± .005	OUTSIDE DIA. ± .010	T* STOCKED THICKNESS
5615-120-*		.300	.500	.031
5615-121-*		.300	.540	.016
5615-17-*		.300	.750	.031
5615-18-*		.310	.442	.031
5615-122-*		.310	.550	.031
5615-65-*		.314	.500	.016, .062
5615-66-*		.315	.507	.031
5615-123-*		.315	.562	.031
5615-124-*		.315	.625	.031
5615-125-*		.315	.688	.031
5615-126-*		.315	.750	.010, .031
5615-127-*		.315	.812	.031, .062
5615-128-*		.315	.875	.062
5615-129-*		.315	1.100	.062
5615-130-*		.320	.370	.050
5615-131-*		.322	.562	.031
5615-132-*		.322	.625	.031
5615-133-*		.322	.750	.031
5615-134-*		.322	.875	.031
5615-135-*		.322	1.000	.031
5615-136-*		.328	.562	.062
5615-32-*		.331	.521	.016, .031, .062
5615-137-*		.333	.625	.031
5615-138-*		.343	.500	.031
5615-139-*		.375	.500	.016
5615-140-*		.375	.750	.031
5615-67-*		.375	.875	.031, .040
5615-141-*		.378	.631	.031
5615-142-*		.380	.562	.031
5615-143-*		.380	.625	.031
5615-144-*		.380	.688	.031
5615-145-*		.380	.750	.031
5615-22-*		.380	.812	.062
5615-146-*		.380	.906	.062
5615-147-*		.380	.937	.031
5615-148-*		.380	1.000	.031
5615-69-*		.380	1.125	.062
5615-149-*		.380	1.500	.062
5615-23-*		.383	.506	.010, .031
5615-36-*		.387	.654	.016, .031, .050, .062

NYLATRON WASHERS *(Continued)*

Custom Sizes Available . . . See Last Page of This Section



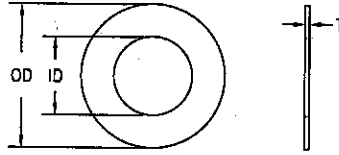
*To specify the thickness add -5 for .005 thickness, -10 for .010 thickness, etc.

PART NUMBER	SCREW SIZE	INSIDE DIA. ± .005	OUTSIDE DIA. ± .010	T* STOCKED THICKNESS
5615-150-*		.406	.750	.031, .040
5615-151-*		.406	.875	.031
5615-152-*		.425	.720	.062
5615-16-*		.437	.629	.016, .031
5615-70-*		.437	.668	.062
5615-19-*		.440	1.000	.062
5615-153-*		.441	.750	.031
5615-154-*		.441	.875	.031
5615-40-*		.449	.780	.016, .031, .062
5615-21-*		.458	.752	.016, .031
5615-25-*		.503	.756	.016
5615-71-*		.503	1.002	.062
5615-155-*		.505	.812	.031
5615-26-*		.505	.875	.031, .062
5615-156-*		.505	.937	.062
5615-157-*		.505	1.005	.062
5615-158-*		.505	1.250	.062
5615-159-*		.505	1.500	.062
5615-44-*		.511	.906	.016, .031, .062
5615-160-*		.512	.750	.062
5615-48-*		.513	.718	.016, .031, .062
5615-27-*		.516	.656	.016, .031
5615-29-*		.530	.880	.031
5615-161-*		.540	.900	.031
5615-162-*		.562	1.000	.031
5615-30-*		.630	.750	.031
5615-31-*		.630	.812	.031
5615-163-*		.630	.875	.031
5615-164-*		.630	.937	.031
5615-165-*		.630	1.000	.031
5615-166-*		.630	1.067	.031
5615-52-*		.641	.904	.016, .031, .062
5615-167-*		.690	1.110	.031
5615-168-*		.690	1.250	.031
5615-169-*		.703	1.188	.062
5615-56-*		.707	1.035	.016, .031, .062
5615-33-*		.755	.875	.016, .031
5615-72-*		.765	1.318	.031, .040
5615-60-*		.767	1.077	.016, .031, .062
5615-73-*		.781	2.750	.016

- Solder Lugs
- Spring Clips
- Spring Washers
- Shoulder Washers
- Stand Off Spacers
- Flat Round Washers - Metallic
- Flat Round Washers - Non-Metallic
- O-Rings
- Retaining Rings
- Lockwashers, Retention Washers & Push-on Nuts
- Clamps & Brackets
- Expansion Plugs
- Ground Straps, Bus Bars & Term. Blocks
- Tab & Notch Washers
- Misc. Washers & Tags
- Solid State Insulators
- Military Standards
- Custom Parts
- Engineering Tables
- Num. & Alpha. Index of Parts

NYLATRON WASHERS *(Continued)*

Custom Sizes Available . . . See Last Page of This Section

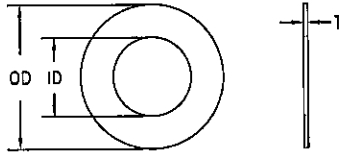


*To specify the thickness add -5 for .005 thickness, -10 for .010 thickness, etc.

PART NUMBER	SCREW SIZE	INSIDE DIA. ± .005	OUTSIDE DIA. ± .010	T* STOCKED THICKNESS
5615-34-*		.815	1.068	.031
5615-170-*		.877	1.373	.016
5615-171-*		.880	1.000	.031
5615-172-*		.880	1.062	.031
5615-173-*		.880	1.125	.031
5615-174-*		.880	1.250	.031
5615-175-*		.880	2.125	.031
5615-64-*		.893	1.136	.016, .031, .062
5615-35-*		1.000	1.250	.010, .031, .125
5615-74-*		1.000	1.625	.016
5615-68-*		1.020	1.330	.016, .031, .062
5615-176-*		1.161	2.000	.031
5615-75-*		1.250	1.500	.010
5615-177-*		1.260	2.062	.031
5615-37-*		1.281	1.750	.031
5615-76-*		1.505	2.250	.062
5615-77-*		1.630	2.250	.062

NYLON WASHERS

Custom Sizes Available . . . See Last Page of This Section



*To specify the thickness add -5 for .005 thickness, -10 for .010 thickness, etc.

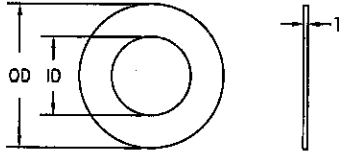
PART NUMBER	SCREW SIZE	INSIDE DIA. ± .005	OUTSIDE DIA. ± .010	T* STOCKED THICKNESS
5610-395-*		.024	.100	.010
5610-396-*		.030	.090	.010
5610-214-*		.035	.100	.005, .020
5610-397-*		.035	.125	.010, .015
5610-398-*	000	.038	.153	.005, .010
5610-215-*	000	.040	.138	.031
5610-399-*	000	.040	.312	.010
5610-400-*	000	.042	.220	.010
5610-401-*	000	.045	.437	.010
5610-216-*	000	.046	.125	.031
5610-402-*	000	.046	.281	.010
5610-403-*	000	.047	.100	.010
5610-404-*	000	.048	.136	.010, .015
5610-405-*	000	.048	.156	.010
5610-406-*	00	.050	.245	.010
5610-407-*	00	.052	.187	.010
5610-408-*	00	.054	.205	.010
5610-409-*	00	.056	.440	.010
5610-410-*	00	.060	.156	.010
5610-217-*	00	.062	.130	.015, .031, .090
5610-411-*	00	.062	.187	.015
5610-50-*	00	.062	.218	.010, .015, .020, .031
5610-412-*	00	.062	.250	.020
5610-1-*	0	.063	.086	.250
5610-413-*	0	.063	.114	.010
5610-414-*	0	.063	.161	.010
5610-415-*	0	.063	.281	.015
5610-218-*	0	.063	.312	.031, .090
5610-3-*	0	.064	.109	.020
5610-416-*	0	.064	.193	.010
5610-219-*	0	.064	.408	.031
5610-417-*	0	.065	.125	.010
5610-418-*	0	.065	.156	.010, .062
5610-419-*	0	.065	.178	.010
5610-420-*	0	.067	.145	.010
5610-0R-*	0	.068	.188	.025
5610-421-*	0	.068	.188	.010, .015
5610-5-*	0	.070	.235	.031, .062
5610-2-*	0	.073	.125	.005, .010, .015, .020
5610-4-*	1	.076	.156	.005, .010, .015, .025, .031, .062, .075
5610-422-*	1	.080	.188	.010, .015

All **BOLD** Part Numbers Represent ANSI/ASME (Regular Series) Standard Screw Sizes & Tolerances

Solder Lugs
Spring Clips
Spring Washers
Shoulder Washers
Stand Off Spacers
Flat Round Washers - Metallic
Flat Round Washers - Non-Metallic
O-Rings
Retaining Rings
Lockwashers, Retention Washers & Push-on Nuts
Clamps & Brackets
Expansion Plugs
Ground Straps, Bus Bars & Term. Blocks
Tab & Notch Washers
Misc. Washers & Tags
Solid State Insulators
Military Standards
Custom Parts
Engineering Tables
Num. & Alpha Index of Parts

NYLON WASHERS (Continued)

Custom Sizes Available . . . See Last Page of This Section



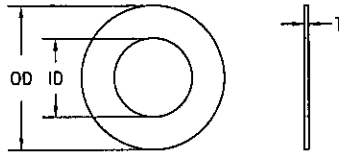
*To specify the thickness add -5 for .005 thickness, -10 for .010 thickness, etc.

PART NUMBER	SCREW SIZE	INSIDE DIA. ± .005	OUTSIDE DIA. ± .010	T* STOCKED THICKNESS
5610-220-*	1	.081	.260	.031, .062
5610-423-*	1	.082	.688	.020
5610-221-*	1	.083	.156	.010, .062
5610-1R-*	1	.084	.219	.025
5610-424-*	1	.085	.196	.020
5610-425-*	1	.085	.218	.015
5610-426-*	1	.087	.375	.062
5610-7-*	2	.090	.250	.010, .020, .031, .062, .093, .125
5610-427-*	2	.090	.280	.020
5610-428-*	2	.090	.312	.015
5610-222-*	2	.090	.502	.020, .040
5610-9-*	2	.093	.187	.010, .015, .020, .031, .040, .050, .062, .078, .115
5610-429-*	2	.093	.197	.010
5610-430-*	2	.093	.206	.010
5610-431-*	2	.093	.281	.015
5610-223-*	2	.093	.375	.031
5610-224-*	2	.094	.156	.010, .031, .062, .080
5610-6-*	2	.094	.219	.015, .020, .031, .062, .100, .125
5610-432-*	2	.094	.230	.015
5610-2R-*	2	.094	.250	.031
5610-11-*	2	.094	.250	.010, .015, .020, .031, .062, .093, .125
5610-433-*	2	.095	.195	.015
5610-225-*	2	.095	.312	.025, .062
5610-434-*	2	.095	.365	.015
5610-435-*	2	.095	.375	.020
5610-13-*	2	.096	.136	.005, .015, .030, .040
5610-436-*	2	.098	.250	.020
5610-226-*	2	.098	.410	.031
5610-437-*	2	.098	.500	.020
5610-438-*	2	.099	.268	.015
5610-439-*	2	.100	.170	.010
5610-227-*	2	.100	.190	.020, .031, .040
5610-440-*	2	.100	.230	.062
5610-441-*	2	.100	.440	.010
5610-442-*	2	.101	.245	.020, .062
5610-443-*	2	.101	.375	.020
5610-444-*	2	.101	.502	.020, .040
5610-445-*	3	.103	.485	.020
5610-446-*	3	.104	.220	.015
5610-447-*	3	.104	.312	.015

All **BOLD** Part Numbers Represent ANSI/ASME (Regular Series) Standard Screw Sizes & Tolerances

NYLON WASHERS (Continued)

Custom Sizes Available . . . See Last Page of This Section



*To specify the thickness add -5 for .005 thickness, -10 for .010 thickness, etc.

PART NUMBER	SCREW SIZE	INSIDE DIA. ± .005	OUTSIDE DIA. ± .010	T* STOCKED THICKNESS
5610-448-*	3	.105	.250	.020, .031, .062
5610-449-*	3	.105	.375	.020
5610-8-*	3	.108	.247	.010, .015, .020, .031, .050, .062, .125
5610-228-*	3	.108	.625	.031
5610-450-*	3	.109	.170	.015
5610-451-*	3	.109	.218	.015, .020
5610-3R-*	3	.109	.312	.031
5610-229-*	3	.110	.312	.031, .062, .125
5610-452-*	3	.110	.340	.020
5610-453-*	3	.112	.206	.010
5610-454-*	3	.113	.240	.020, .188
5610-15-*	3	.115	.147	.010, .020, .062, .156
5610-455-*	3	.115	.175	.010
5610-230-*	3	.115	.180	.031
5610-51-*	3	.115	.199	.010, .015, .031, .040, .050, .062
5610-16-*	3	.115	.250	.005, .010, .031, .062, .093, .125
5610-17-*	3	.115	.281	.010, .050
5610-456-*	3	.115	.375	.020
5610-457-*	3	.115	.440	.010
5610-231-*	4	.117	.294	.015
5610-232-*	4	.120	.190	.010, .093, .100
5610-19-*	4	.120	.220	.010, .015, .020, .031
5610-20-*	4	.120	.250	.010, .015, .031, .050, .062, .125
5610-21-*	4	.120	.280	.020, .031, .040, .050, .062, .115, .156
5610-52-*	4	.120	.310	.005, .020, .031, .040, .050, .062, .090
5610-458-*	4	.120	.500	.031
5610-459-*	4	.120	.650	.031, .093
5610-460-*	4	.121	.344	.020
5610-53-*	4	.122	.228	.005, .015, .020, .031, .050, .093, .100
5610-461-*	4	.122	.440	.010
5610-54-*	4	.124	.375	.010, .015, .031, .050, .062, .090, .100, .125
5610-233-*	4	.125	.187	.010, .031, .050
5610-234-*	4	.125	.275	.020, .040
5610-10-*	4	.125	.310	.005, .010, .015, .020, .031, .040, .062, .093, .125
5610-4R-*	4	.125	.375	.040
5610-462-*	4	.125	.375	.031
5610-235-*	4	.125	.500	.031, .062
5610-236-*	4	.126	.360	.156
5610-55-*	5	.128	.245	.005, .010, .015, .020, .031, .040, .045, .050, .062, .070, .090, .100, .105, .125, .156, .187

All **BOLD** Part Numbers Represent ANSI/ASME (Regular Series) Standard Screw Sizes & Tolerances

NYLON WASHERS (Continued)

Custom Sizes Available . . . See Last Page of This Section



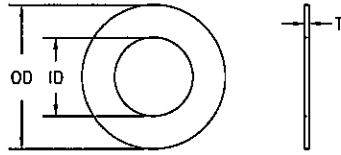
*To specify the thickness add -5 for .005 thickness, -10 for .010 thickness, etc.

PART NUMBER	SCREW SIZE	INSIDE DIA. ± .005	OUTSIDE DIA. ± .010	T* STOCKED THICKNESS
5610-463-*	5	.128	.260	.020
5610-237-*	5	.128	.322	.062
5610-238-*	5	.128	.410	.031
5610-23-*	5	.128	.440	.010, .020, .040, .050, .062, .125
5610-464-*	5	.128	.625	.010
5610-465-*	5	.128	.750	.010
5610-239-*	5	.129	.465	.090
5610-24-*	5	.130	.218	.015, .020, .031, .062, .100
5610-25-*	5	.130	.234	.040, .050
5610-240-*	5	.130	.285	.062
5610-241-*	5	.130	.312	.015, .062, .090
5610-466-*	5	.130	.340	.015
5610-467-*	5	.130	.350	.020
5610-468-*	5	.130	.375	.031, .062
5610-469-*	5	.130	.440	.020
5610-470-*	5	.130	.500	.031
5610-27-*	5	.130	.688	.015, .031
5610-28-*	5	.131	.245	.010, .015, .050, .062
5610-242-*	5	.131	.361	.062
5610-471-*	5	.131	.375	.020
5610-243-*	5	.133	.185	.015
5610-29-*	5	.135	.175	.062, .125
5610-472-*	5	.135	.295	.020
5610-473-*	5	.135	.500	.062
5610-474-*	5	.136	.328	.010
5610-475-*	5	.136	.340	.031
5610-12-*	5	.136	.375	.005, .010, .015, .031, .040, .062, .115
5610-56-*	5	.138	.250	.010, .020, .025, .031, .062, .125
5610-30-*	5	.138	.398	.015, .031, .062
5610-32-*	5	.140	.205	.010, .030, .040
5610-476-*	6	.140	.240	.010, .015
5610-477-*	6	.140	.250	.010, .020, .078
5610-244-*	5	.140	.267	.031
5610-33-*	5	.140	.312	.010, .025, .031, .040, .050, .062, .093, .125
5610-245-*	5	.140	.406	.031
5610-246-*	5	.140	.440	.031
5610-478-*	6	.140	.562	.031
5610-479-*	6	.140	.625	.010, .062
5610-34-*	5	.140	.750	.050
5610-247-*	5	.141	.187	.015, .125
5610-248-*	5	.141	.281	.015, .020, .031, .062

All **BOLD** Part Numbers Represent ANSI/ASME (Regular Series) Standard Screw Sizes & Tolerances

NYLON WASHERS *(Continued)*

Custom Sizes Available . . . See Last Page of This Section



*To specify the thickness add -5 for .005 thickness, -10 for .010 thickness, etc.

PART NUMBER	SCREW SIZE	INSIDE DIA. ± .005	OUTSIDE DIA. ± .010	T* STOCKED THICKNESS
5610-5R*	5	.141	.406	.040
5610-35*	6	.142	.312	.005, .010, .031, .045, .050, .062
5610-57*	6	.142	.505	.010, .062, .250
5610-58*	6	.143	.370	.005, .015, .031, .050, .062, .070, .156
5610-249*	6	.143	.588	.062
5610-36*	6	.144	.219	.015
5610-59*	6	.144	.270	.010, .015, .031, .040, .050, .062, .093
5610-37*	6	.144	.375	.010, .040, .100
5610-38*	6	.145	.187	.050, .062, .100, .125, .145, .165, .200, .250
5610-39*	6	.145	.406	.031
5610-480*	6	.145	.875	.020
5610-40*	6	.147	.220	.010, .020, .031
5610-250*	6	.147	.250	.031, .062, .125, .156, .250, .310
5610-41*	6	.147	.500	.062, .188
5610-42*	6	.147	.750	.040, .062
5610-43*	6	.147	1.000	.015, .062
5610-60*	6	.148	.637	.031, .062, .090
5610-481*	6	.150	.225	.040, .080, .093, .125
5610-482*	6	.150	.252	.010
5610-483*	6	.150	.275	.020
5610-44*	6	.150	.312	.015, .020, .025, .031, .040, .050, .062, .090, .100, .115, .125
5610-251*	6	.150	.395	.062, .125
5610-252*	6	.150	.440	.031, .040, .062, .125
5610-253*	6	.151	.260	.062, .120
5610-484*	6	.151	.345	.031
5610-14*	6	.151	.375	.015, .020, .031, .040, .062, .090, .156
5610-485*	6	.156	.312	.025, .031
5610-486*	6	.156	.340	.062
5610-45*	6	.156	.380	.015, .031, .062
5610-6R*	6	.156	.438	.040
5610-487*	6	.156	.688	.020
5610-488*	6	.156	.750	.020
5610-489*	6	.156	1.000	.020
5610-254*	6	.157	.410	.031
5610-490*	6	.158	.235	.010
5610-46*	6	.160	.250	.015, .031, .040, .062, .125
5610-255*	6	.160	.285	.005, .015, .020
5610-47*	6	.160	.390	.005, .015, .031, .070, .080, .090
5610-491*	6	.160	.444	.031
5610-48*	6	.160	.562	.005, .062

All **BOLD** Part Numbers Represent ANSI/ASME (Regular Series) Standard Screw Sizes & Tolerances

Solder Lugs

Spring Clips

Spring Washers

Shoulder Washers

Stand Off Spacers

Flat Round Washers – Metallic

Flat Round Washers – Non-Metallic

O-Rings

Retaining Rings

Lockwashers, Retention Washers & Push-on Nuts

Clamps & Brackets

Expansion Plugs

Ground Straps, Bus Bars & Term. Blocks

Tab & Notch Washers

Misc. Washers & Tags

Solid State Insulators

Military Standards

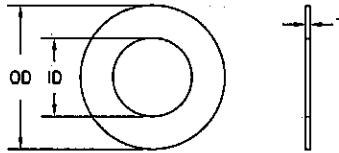
Custom Parts

Engineering Tables

Num. & Alpha. Index of Parts

NYLON WASHERS (Continued)

Custom Sizes Available . . . See Last Page of This Section



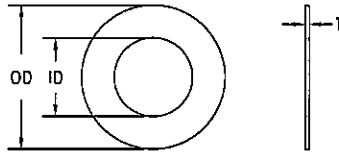
*To specify the thickness add -5 for .005 thickness, -10 for .010 thickness, etc.

PART NUMBER	SCREW SIZE	INSIDE DIA. ± .005	OUTSIDE DIA. ± .010	T* STOCKED THICKNESS
5610-492-*	6	.160	.587	.062
5610-493-*	6	.160	.615	.031
5610-494-*	6	.162	.312	.031
5610-256-*	6	.163	.377	.050
5610-257-*	6	.164	.500	.010, .075
5610-495-*	6	.165	.625	.031
5610-49-*	6	.167	.425	.020, .031, .062
5610-496-*	8	.169	.355	.020
5610-258-*	8	.170	.281	.015, .031, .062
5610-497-*	8	.170	.340	.031, .170
5610-498-*	8	.170	.500	.010
5610-61-*	8	.170	.515	.031, .040, .090, .125
5610-499-*	8	.170	.625	.031
5610-500-*	8	.170	.688	.020
5610-501-*	8	.170	1.125	.020
5610-259-*	8	.171	.437	.031, .062
5610-86-*	8	.171	.750	.010, .062, .120, .190
5610-87-*	8	.172	.410	.040
5610-88-*	8	.172	.500	.040, .062, .090, .125
5610-18-*	8	.173	.375	.010, .015, .020, .031, .040, .050,
5610-89-*	8	.173	1.000	.062, .070, .093, .115, .125
5610-260-*	8	.173	1.250	.010, .015, .040
5610-261-*	8	.174	.250	.020
5610-502-*	8	.174	.312	.031, .050
5610-503-*	8	.174	.437	.031
5610-262-*	8	.175	.281	.031
5610-91-*	8	.175	.343	.130
5610-92-*	8	.175	.360	.062, .100, .125, .140
5610-263-*	8	.177	.408	.062
5610-504-*	8	.178	.505	.031
5610-505-*	8	.181	.375	.040, .062
5610-264-*	8	.185	.335	.031
5610-506-*	8	.185	.362	.031
5610-62-*	8	.185	.437	.020, .031, .040, .062
5610-507-*	8	.185	.500	.010
5610-265-*	8	.187	.250	.010, .015, .031, .125
5610-266-*	8	.187	.312	.031, .050, .062, .140, .187
5610-267-*	8	.187	.343	.020, .062, .110
5610-90-*	8	.187	.380	.015, .031, .040, .062, .155, .166
5610-93-*	8	.187	.440	.015, .031, .040

All **BOLD** Part Numbers Represent ANSI/ASME (Regular Series) Standard Screw Sizes & Tolerances

NYLON WASHERS (Continued)

Custom Sizes Available . . . See Last Page of This Section



*To specify the thickness add -5 for .005 thickness, -10 for .010 thickness, etc.

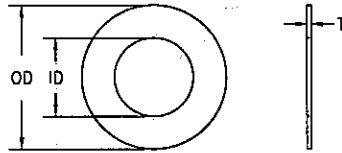
PART NUMBER	SCREW SIZE	INSIDE DIA. ± .005	OUTSIDE DIA. ± .010	T* STOCKED THICKNESS
5610-508-*	8	.187	.875	.031
5610-8R-*	8	.188	.500	.040
5610-509-*	8	.188	.688	.020
5610-268-*	8	.189	.410	.031
5610-94-*	8	.189	.750	.005, .025, .031, .062, .156
5610-269-*	8	.190	.240	.120, .170
5610-270-*	8	.190	.281	.031, .125
5610-271-*	8	.190	.353	.031, .062
5610-510-*	8	.190	.375	.031, .125
5610-272-*	8	.190	.885	.062
5610-273-*	8	.190	1.000	.062
5610-274-*	8	.191	.580	.125
5610-95-*	8	.192	.250	.010, .031, .125
5610-96-*	8	.192	.312	.010, .031, .050, .062, .110, .160, .180, .260
5610-97-*	8	.192	.343	.020, .080, .110
5606-4-*	8	.192	.370	.005, .010, .015, .031, .040, .050, .062, .080, .090, .125, .150, .250
5610-98-*	8	.192	.406	.025, .031, .062
5610-99-*	8	.192	.468	.105, .135
5606-8-*	8	.192	.505	.010, .015, .031, .040, .062, .090
5610-275-*	8	.192	1.380	.062
5610-511-*	8	.192	1.500	.031
5610-100-*	8	.193	.437	.010, .020, .031, .040
5610-512-*	8	.193	.675	.125
5610-276-*	8	.194	.275	.020, .040
5610-277-*	8	.194	.625	.031, .125, .250
5610-513-*	8	.194	.940	.020
5610-101-*	10	.195	.245	.015, .040, .062, .125
5610-514-*	10	.195	.260	.050
5610-515-*	10	.195	.350	.031
5610-516-*	10	.195	.375	.031
5610-517-*	10	.195	.562	.020
5610-518-*	10	.196	.875	.020
5610-278-*	10	.197	.265	.045, .062, .125
5610-519-*	10	.197	.365	.010, .020, .031
5610-279-*	10	.198	.255	.010, .030, .060, .091
5610-102-*	10	.199	.500	.062, .125
5610-103-*	10	.199	.750	.015, .040
5610-104-*	10	.199	1.500	.040
5610-105-*	10	.200	.280	.031, .040, .062, .080, .093, .181, .250
5610-280-*	10	.200	.380	.031, .040

All **BOLD** Part Numbers Represent ANSI/ASME (Regular Series) Standard Screw Sizes & Tolerances

- Solder Lugs
- Spring Clips
- Spring Washers
- Shoulder Washers
- Stand Off Spacers
- Flat Round Washers – Metallic
- Flat Round Washers – Non-Metallic
- O-Rings
- Retaining Rings
- Lockwashers, Retention Washers & Push-on Nuts
- Clamps & Brackets
- Expansion Plugs
- Ground Straps, Bus Bars & Term. Blocks
- Tab & Notch Washers
- Misc. Washers & Tags
- Solid State Insulators
- Military Standards
- Custom Parts
- Engineering Tables
- Num. & Alpha. Index of Parts

NYLON WASHERS *(Continued)*

Custom Sizes Available . . . See Last Page of This Section



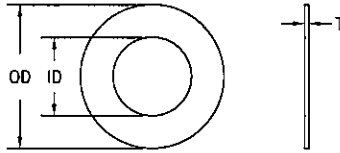
*To specify the thickness add -5 for .005 thickness, -10 for .010 thickness, etc.

PART NUMBER	SCREW SIZE	INSIDE DIA. ± .005	OUTSIDE DIA. ± .010	T* STOCKED THICKNESS
5610-281-*	10	.200	.400	.050, .062
5610-22-*	10	.200	.437	.010, .020, .025, .031, .040, .050, .062, .090, .100, .115, .125
5610-520-*	10	.200	.450	.031
5610-521-*	10	.200	.500	.031
5610-522-*	10	.200	.530	.050
5610-523-*	10	.200	.562	.031
5610-524-*	10	.200	.625	.020
5610-282-*	10	.200	.750	.062, .125
5610-283-*	10	.200	1.190	.050
5610-525-*	10	.200	1.312	.031
5610-106-*	10	.201	.460	.010, .015, .031, .050, .062
5610-526-*	10	.202	.435	.020
5610-284-*	10	.202	.553	.062
5610-285-*	10	.203	.270	.031, .040, .050
5610-63-*	10	.203	.309	.020, .031, .040, .050, .062, .080, .125
5610-107-*	10	.203	.334	.010, .031, .062
5610-527-*	10	.203	.375	.010
5610-528-*	10	.203	.443	.010, .093
5610-10R-*	10	.203	.562	.040
5610-108-*	10	.203	.470	.031, .040, .090
5610-529-*	10	.203	.615	.020
5610-530-*	10	.205	.435	.031
5610-64-*	10	.205	.500	.010, .031, .062, .090, .125
5610-65-*	10	.206	.745	.010, .031, .040, .050, .062
5610-109-*	10	.208	.281	.020, .025, .031, .062, .090, .125, .156, .187, .250
5610-110-*	10	.208	.375	.040
5610-286-*	10	.209	.250	.015
5610-531-*	10	.209	.625	.031
5610-287-*	10	.210	.312	.031
5610-532-*	10	.210	.438	.025, .031, .040
5610-533-*	10	.210	.450	.062
5610-534-*	10	.210	.500	.015, .050
5610-535-*	10	.210	.875	.031
5610-536-*	10	.212	.630	.050
5610-537-*	10	.215	.470	.031
5610-538-*	10	.218	.281	.062
5610-539-*	10	.218	.375	.020, .093
5610-540-*	12	.222	.295	.010
5610-111-*	12	.222	.320	.020, .031

All **BOLD** Part Numbers Represent ANSI/ASME (Regular Series) Standard Screw Sizes & Tolerances

NYLON WASHERS (Continued)

Custom Sizes Available . . . See Last Page of This Section



*To specify the thickness add -5 for .005 thickness, -10 for .010 thickness, etc.

PART NUMBER	SCREW SIZE	INSIDE DIA. ± .005	OUTSIDE DIA. ± .010	T* STOCKED THICKNESS
5610-112-*	12	.222	.344	.080, .090, .100, .110, .120, .140
5610-26-*	12	.222	.366	.031, .040, .062, .110
5610-113-*	12	.222	.440	.010, .015, .040
5610-114-*	12	.222	.500	.020, .031, .040, .062, .070
5610-288-*	12	.222	.562	.031
5610-115-*	12	.222	.630	.040
5610-289-*	12	.222	.680	.031
5610-116-*	12	.222	.730	.040
5610-117-*	12	.222	1.000	.040, .062
5610-118-*	12	.222	1.130	.040
5610-119-*	12	.222	1.500	.040
5610-541-*	12	.226	1.250	.031
5610-66-*	12	.227	.502	.015, .031, .040
5610-542-*	12	.228	.312	.020
5610-543-*	12	.228	.380	.031
5610-544-*	12	.228	.440	.031
5610-545-*	12	.230	.937	.020
5610-546-*	12	.234	.425	.020
5610-12R-*	12	.234	.625	.062
5610-547-*	12	.240	.465	.031
5610-548-*	12	.242	.500	.020, .031
5610-549-*	12	.245	.672	.031
5610-67-*	12	.247	.440	.040, .090
5610-550-*	12	.248	.784	.031
5610-551-*	12	.249	.550	.031
5610-290-*		.250	.610	.031, .062
5610-552-*		.250	.665	.031
5610-553-*		.250	.690	.031
5610-554-*		.250	.815	.020
5610-291-*		.250	.837	.031
5610-555-*		.250	1.250	.031
5610-556-*		.250	1.500	.031, .062
5610-557-*		.250	1.750	.062
5610-558-*		.251	.500	.020
5610-559-*		.252	.385	.015
5610-68-*		.252	.402	.015, .031, .050
5610-560-*		.252	.472	.031
5610-292-*		.252	.719	.062
5610-69-*		.252	.752	.031, .040, .062
5606-12-*		.253	.443	.010, .015, .020, .031, .040, .050, .062, .093, .125, .375

All **BOLD** Part Numbers Represent ANSI/ASME (Regular Series) Standard Screw Sizes & Tolerances

SEASTROM Manufacturing Co., Inc.

456 Seastrom Street • Twin Falls, Idaho 83301

1•800•634•2356

Fax (208) 734•7222

Solder Lugs

Spring Clips

Spring Washers

Shoulder Washers

Stand Off Spacers

Flat Round Washers - Metallic

Flat Round Washers - Non-Metallic

O-Rings

Retaining Rings

Lockwashers, Retention Washers & Push-on Nuts

Clamps & Brackets

Expansion Plugs

Ground Straps, Bus Bars & Term. Blocks

Tab & Notch Washers

Misc. Washers & Tags

Solid State Insulators

Military Standards

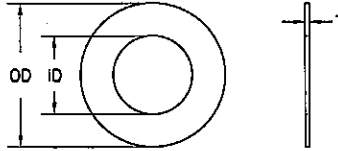
Custom Parts

Engineering Tables

Num. & Alpha. Index of Parts

NYLON WASHERS *(Continued)*

Custom Sizes Available . . . See Last Page of This Section



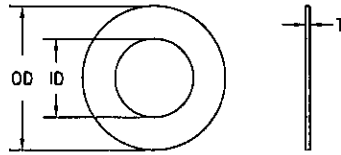
*To specify the thickness add -5 for .005 thickness, -10 for .010 thickness, etc.

PART NUMBER	SCREW SIZE	INSIDE DIA. ± .005	OUTSIDE DIA. ± .010	T* STOCKED THICKNESS
5606-16-*		.253	.506	.015, .031, .040, .050, .062, .090, .125
5610-561-*		.253	.530	.020
5606-20-*		.253	.568	.015, .031, .040, .062, .090, .115, .125
5610-70-*		.253	.878	.020, .031, .040, .062
5610-562-*		.254	.312	.031
5610-71-*		.254	.622	.010, .031, .062, .125
5610-120-*		.255	.375	.010, .020, .031, .050, .062, .093, .109, .115, .125, .187, .200, .220, .250, .280
5610-563-*		.255	.900	.031
5610-564-*		.256	.410	.015
5610-293-*		.257	.500	.031, .062, .093, .125
5610-294-*		.257	.550	.031
5610-295-*		.259	.320	.030, .060, .091, .123
5610-121-*		.260	.300	.031, .050, .120
5610-296-*		.260	.312	.040, .375
5610-122-*		.260	.344	.015, .020, .031, .040, .050, .062, .115
5610-565-*		.260	.378	.020
5610-123-*		.260	.400	.050, .165
5610-566-*		.260	.430	.031
5610-124-*		.260	.562	.062
5610-125-*		.260	.600	.020, .031, .040, .050, .062, .115, .125
5610-567-*		.260	.625	.031, .190
5610-568-*		.260	.687	.062
5610-297-*		.260	.688	.020, .031, .040, .062
5610-298-*		.260	.750	.062, .125
5610-569-*		.260	.750	.031
5610-126-*		.260	1.000	.010, .031, .040, .062, .090, .260
5610-570-*		.260	1.062	.020
5610-571-*		.260	1.437	.031
5610-572-*		.262	.800	.031
5610-72-*		.263	.432	.005, .010, .015, .031, .062, .125
5610-299-*		.265	.375	.031, .062
5610-573-*		.265	.431	.031
5610-127-*		.265	.500	.015, .031, .062, .090, .187
5610-300-*		.265	.562	.062, .187, .312
5610-128-*		.267	.523	.010, .015, .031, .050, .062, .312
5610-574-*		.270	.375	.010
5610-129-*		.270	.630	.040, .050, .062, .125
5610-130-*		.270	.750	.040, .050, .080
5610-131-*		.270	1.000	.020, .040, .062
5610-132-*		.270	1.130	.040

All **BOLD** Part Numbers Represent ANSI/ASME (Regular Series) Standard Screw Sizes & Tolerances

NYLON WASHERS *(Continued)*

Custom Sizes Available . . . See Last Page of This Section



*To specify the thickness add -5 for .005 thickness, -10 for .010 thickness, etc.

PART NUMBER	SCREW SIZE	INSIDE DIA. ± .005	OUTSIDE DIA. ± .010	T* STOCKED THICKNESS
5610-133-*		.270	1.250	.040
5610-575-*		.273	1.500	.020
5610-576-*		.275	.561	.062
5610-577-*		.275	.625	.050
5610-578-*		.275	.875	.031
5610-579-*		.280	.688	.031, .062
5610-73-*		.281	.422	.031
5610-301-*		.281	.500	.005, .031, .062
5610-134-*		.281	.562	.031, .062
5610-302-*		.281	.625	.015, .031, .093
5610-303-*	1/4	.281	.719	.062
5610-250R-*		.281	.734	.062
5610-580-*		.281	.875	.020
5610-581-*		.285	.758	.031
5610-135-*		.292	.552	.031, .040
5610-582-*		.295	.688	.031
5610-304-*		.296	.436	.031, .156
5610-305-*		.296	.625	.031
5610-583-*		.300	.500	.031
5610-136-*		.300	.750	.031
5610-584-*		.305	.490	.031
5610-585-*		.307	.563	.020
5610-586-*		.309	.375	.010, .290
5610-74-*		.310	.442	.031, .050, .170
5610-587-*		.312	.750	.031
5610-306-*		.312	.812	.010
5610-588-*		.312	1.000	.020, .040
5610-589-*		.312	1.062	.062, .093
5610-590-*		.315	.410	.010
5610-137-*		.315	.484	.031, .062
5606-24-*		.315	.507	.010, .015, .020, .031, .062, .090, .125
5610-591-*		.315	.531	.031
5610-592-*		.315	.555	.031
5610-307-*		.315	.625	.031, .062, .093, .125
5610-394-*		.315	.875	.025, .062
5610-593-*		.315	1.100	.062
5610-138-*		.315	1.156	.062
5610-594-*		.315	1.250	.031
5610-595-*		.316	1.125	.020
5610-596-*		.318	.688	.031
5610-75-*		.318	.751	.005, .020, .031, .062, .090, .125, .250

All **BOLD** Part Numbers Represent ANSI/ASME (Regular Series) Standard Screw Sizes & Tolerances

SEASTROM Manufacturing Co., Inc.

456 Seastrom Street • Twin Falls, Idaho 83301

1•800•634•2356

Fax (208) 734•7222

Solder Lugs

Spring Clips

Spring Washers

Shoulder Washers

Stand Off Spacers

Flat Round Washers – Metallic

Flat Round Washers – Non-Metallic

O-Rings

Retaining Rings

Lockwashers, Retention Washers & Push-on Nuts

Clamps & Brackets

Expansion Plugs

Ground Straps, Bus Bars & Term. Blocks

Tab & Notch Washers

Misc. Washers & Tags

Solid State Insulators

Military Standards

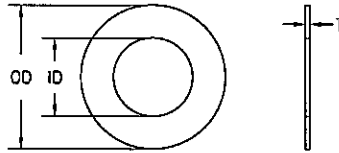
Custom Parts

Engineering Tables

Num. & Alpha. Index of Parts

NYLON WASHERS (Continued)

Custom Sizes Available . . . See Last Page of This Section



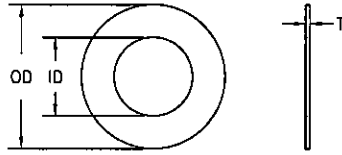
*To specify the thickness add -5 for .005 thickness, -10 for .010 thickness, etc.

PART NUMBER	SCREW SIZE	INSIDE DIA. ± .005	OUTSIDE DIA. ± .010	T* STOCKED THICKNESS
5610-139-*		.320	.370	.050, .090
5610-597-*		.320	.440	.031
5610-598-*		.320	.500	.015, .031, .093
5610-599-*		.320	.685	.020
5610-600-*		.320	.875	.062
5610-601-*		.322	.528	.015, .020
5610-602-*		.323	.625	.031
5610-308-*		.328	.468	.031
5610-309-*		.328	.562	.031, .062, .094
5610-140-*		.328	.750	.062, .120, .380
5610-603-*		.328	.875	.031, .062
5610-141-*		.330	.370	.187
5610-142-*		.330	.640	.050, .060
5610-143-*		.330	1.000	.040
5610-604-*		.331	.480	.031, .120
5610-144-*		.331	.521	.015, .031, .062
5610-310-*		.331	.559	.015
5610-605-*		.332	.500	.031
5610-606-*		.334	.595	.031, .120
5610-607-*		.336	.709	.031
5610-145-*		.340	.690	.031, .050, .062
5610-608-*		.340	.740	.031
5610-311-*		.343	.500	.031, .109
5610-312-*		.343	.625	.062
5610-609-*		.343	.750	.031
5610-146-*		.343	.875	.015, .031, .062
5610-610-*		.344	.693	.031, .050
5610-312R-*	5/16	.344	.875	.062
5610-611-*		.352	.754	.062
5610-612-*		.353	.625	.062
5610-613-*		.355	.437	.062
5610-313-*		.360	.750	.062
5610-314-*		.364	.739	.050
5610-614-*		.365	.720	.015
5610-147-*		.370	.880	.062
5610-615-*		.370	1.090	.031
5610-148-*		.375	.487	.090, .125
5610-76-*		.375	.500	.015, .031, .040, .050, .110, .250, .500
5610-616-*		.375	.525	.020
5610-77-*		.375	.750	.015, .031, .062, .090, .125
5610-315-*		.375	.875	.040

All **BOLD** Part Numbers Represent ANSI/ASME (Regular Series) Standard Screw Sizes & Tolerances

NYLON WASHERS *(Continued)*

Custom Sizes Available . . . See Last Page of This Section



*To specify the thickness add -5 for .005 thickness, -10 for .010 thickness, etc.

PART NUMBER	SCREW SIZE	INSIDE DIA. ± .005	OUTSIDE DIA. ± .010	T* STOCKED THICKNESS
5610-617-*		.375	.990	.031
5610-316-*		.375	1.000	.020, .031, .062, .125, .312
5610-78-*		.377	.562	.010, .015, .031, .062
5606-28-*		.378	.631	.010, .015, .031, .050, .062, .125, .250
5610-618-*		.380	.531	.031
5610-79-*		.380	.683	.031, .040, .062
5610-619-*		.380	.750	.031, .093, .187
5610-149-*		.380	.812	.031, .062
5610-317-*		.380	.890	.062, .187
5610-150-*		.380	.906	.062, .187
5610-318-*		.380	.921	.062
5610-620-*		.380	.937	.031
5610-319-*		.380	1.005	.015, .062
5610-151-*		.380	1.125	.062, .187
5610-320-*		.380	1.500	.062
5610-80-*		.383	.506	.031, .040, .062
5610-81-*		.383	.684	.031, .062
5610-152-*		.385	.625	.010, .031, .062, .093, .125
5610-621-*		.385	.740	.015, .125
5610-321-*		.385	.750	.031, .062, .125
5610-622-*		.385	.875	.010
5610-623-*		.385	1.000	.020, .250
5610-624-*		.385	1.370	.020
5610-153-*		.387	.654	.015, .031, .050, .062
5610-322-*		.390	.500	.031, .062, .125, .250
5610-323-*		.390	.562	.062, .125
5610-625-*		.390	.625	.031
5610-324-*		.390	.675	.031
5610-626-*		.390	.687	.062
5610-627-*		.390	.750	.062
5610-325-*		.390	.875	.031
5610-628-*		.390	1.250	.031
5610-326-*		.390	1.375	.031, .062
5610-629-*		.395	.730	.031
5610-630-*		.396	.600	.031
5610-631-*		.406	.688	.020
5610-632-*		.406	.750	.020, .040, .062
5610-633-*		.406	.817	.050
5610-154-*		.406	.890	.010, .031, .062
5610-375R-*	3/8	.406	1.000	.062
5610-634-*		.406	1.005	.031, .062

All **BOLD** Part Numbers Represent ANSI/ASME (Regular Series) Standard Screw Sizes & Tolerances

Solder Lugs

Spring Clips

Spring Washers

Shoulder Washers

Stand Off Spacers

Flat Round Washers - Metallic

Flat Round Washers - Non-Metallic

O-Rings

Retaining Rings

Lockwashers, Retention Washers & Push-on Nuts

Clamps & Brackets

Expansion Plugs

Ground Straps, Bus Bars & Term. Blocks

Tab & Notch Washers

Misc. Washers & Tags

Solid State Insulators

Military Standards

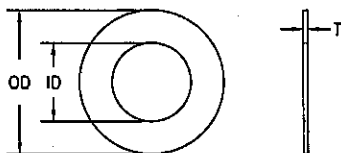
Custom Parts

Engineering Tables

Num. & Alpha. Index of Parts

NYLON WASHERS *(Continued)*

Custom Sizes Available . . . See Last Page of This Section



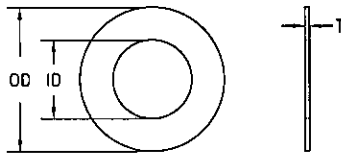
*To specify the thickness add -5 for .005 thickness, -10 for .010 thickness, etc.

PART NUMBER	SCREW SIZE	INSIDE DIA. ± .005	OUTSIDE DIA. ± .010	T* STOCKED THICKNESS
5610-327-*		.407	.998	.062, .080, .100, .125
5610-635-*		.410	.620	.031
5610-155-*		.410	.810	.031, .050, .062
5610-636-*		.421	.688	.031
5610-328-*		.421	.703	.010
5610-637-*		.422	.625	.020
5610-156-*		.425	.720	.062, .110
5610-82-*		.437	.629	.015, .031, .050, .125, .250
5610-638-*		.437	1.062	.031
5610-639-*		.437	1.500	.031
5606-32-*		.440	.692	.015, .031, .062
5610-157-*		.440	.750	.031, .050, .060, .093, .125
5610-158-*		.440	.906	.031
5610-159-*		.440	1.000	.015, .050, .062
5610-160-*		.449	.780	.015, .031, .062
5610-640-*		.450	.521	.031
5610-641-*		.450	.875	.062
5610-642-*		.450	1.250	.031
5610-161-*		.453	.810	.050, .062
5610-643-*		.453	.937	.031
5610-644-*		.454	.625	.031, .062
5610-162-*		.455	1.000	.062, .125
5610-83-*		.458	.752	.015, .031, .062, .093, .125
5610-645-*		.463	.718	.020
5610-329-*		.463	.921	.031, .050
5610-330-*	7/16	.464	.590	.031
5610-438R-*		.469	1.125	.062
5610-163-*		.470	.968	.070
5610-164-*		.470	1.000	.031
5610-331-*		.470	1.750	.031
5610-646-*		.471	.927	.050
5610-647-*		.474	.875	.020
5610-648-*		.480	.780	.031
5610-332-*		.480	.825	.062
5610-333-*		.484	.546	.031
5610-334-*		.484	.671	.031
5610-649-*		.490	.740	.062, .125
5610-165-*		.490	.812	.062
5610-650-*		.500	.620	.020
5610-166-*		.500	.750	.005, .015, .020, .025, .031, .040, .050, .062, .125

All **BOLD** Part Numbers Represent ANSI/ASME (Regular Series) Standard Screw Sizes & Tolerances

NYLON WASHERS *(Continued)*

Custom Sizes Available . . . See Last Page of This Section



*To specify the thickness add -5 for .005 thickness, -10 for .010 thickness, etc.

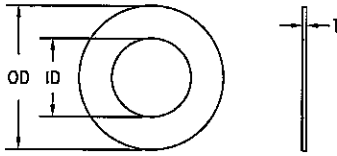
PART NUMBER	SCREW SIZE	INSIDE DIA. ± .005	OUTSIDE DIA. ± .010	T* STOCKED THICKNESS
5610-335-*		.500	1.125	.031, .062, .080, .090
5610-651-*		.500	1.375	.031
5610-652-*		.500	1.625	.031
5606-36-*		.503	.663	.015, .020, .031, .062
5606-40-*		.503	.693	.015, .031, .050, .062
5606-44-*		.503	.756	.010, .015, .025, .031, .040, .062, .093, .125, .177
5610-84-*		.503	1.002	.005, .020, .031, .062, .093
5610-167-*		.505	.605	.050, .062, .109
5610-168-*		.505	.625	.020, .090, .120
5610-169-*		.505	.812	.010, .031, .070, .090
5610-170-*		.505	.875	.020, .031, .062, .090
5610-171-*		.505	1.250	.062, .093
5610-653-*		.505	1.375	.062
5610-336-*		.505	1.500	.031, .062, .125
5610-337-*		.507	.797	.100
5610-172-*		.510	.570	.125
5610-655-*		.510	.820	.062
5610-656-*		.510	.890	.062
5610-657-*		.510	1.062	.020
5610-173-*		.511	.906	.015, .031, .062, .125
5610-174-*		.513	.718	.015, .031, .062
5610-658-*		.515	.775	.031
5610-659-*		.515	.812	.031
5610-660-*		.515	.828	.020, .025
5610-338-*		.515	.880	.031, .062, .093
5610-661-*		.515	.890	.062
5610-339-*		.515	1.000	.031, .093
5610-340-*		.515	1.468	.050
5610-175-*		.516	.656	.010
5610-341-*		.516	1.093	.031
5610-662-*		.516	1.250	.031
5610-663-*		.520	1.005	.031, .093
5610-342-*		.525	1.375	.062
5610-176-*		.528	.940	.031
5610-177-*		.530	.750	.025, .031, .050, .062, .093
5610-343-*		.530	1.620	.015
5610-664-*		.531	.812	.031
5610-344-*		.531	1.062	.031, .050
5610-665-*		.531	1.125	.031
5610-345-*		.531	1.218	.062
5610-500R-*	1/2	.531	1.250	.100

All **BOLD** Part Numbers Represent ANSI/ASME (Regular Series) Standard Screw Sizes & Tolerances

- Solder Lugs
- Spring Clips
- Spring Washers
- Shoulder Washers
- Stand Off Spacers
- Flat Round Washers - Metallic
- Flat Round Washers - Non-Metallic
- O-Rings
- Retaining Rings
- Lockwashers, Retention Washers & Push-on Nuts
- Clamps & Brackets
- Expansion Plugs
- Ground Straps, Bus Bars & Term. Blocks
- Tab & Notch Washers
- Misc. Washers & Tags
- Solid State Insulators
- Military Standards
- Custom Parts
- Engineering Tables
- Num. & Alpha. Index of Parts

NYLON WASHERS (Continued)

Custom Sizes Available . . . See Last Page of This Section



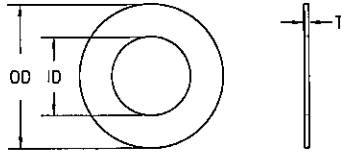
*To specify the thickness add -5 for .005 thickness, -10 for .010 thickness, etc.

PART NUMBER	SCREW SIZE	INSIDE DIA. ± .005	OUTSIDE DIA. ± .010	T* STOCKED THICKNESS
5610-666-*		.532	1.500	.020
5610-178-*		.535	.720	.062
5610-179-*		.535	.890	.031
5610-180-*		.535	1.000	.062
5610-181-*		.535	1.281	.031, .062
5610-182-*		.540	1.060	.050, .080
5610-667-*		.540	1.125	.031
5610-183-*		.550	.875	.062
5610-184-*		.560	1.380	.050, .080
5610-346-*		.562	.700	.062
5610-347-*		.562	.718	.031
5610-668-*		.562	.730	.031
5610-348-*		.562	.781	.093
5610-669-*		.562	.875	.020
5610-349-*		.562	.950	.015, .031
5610-350-*		.562	1.000	.062, .090
5610-670-*		.562	1.125	.062
5610-351-*		.562	1.250	.062, .093
5610-185-*		.565	.750	.015, .031, .080, .090, .110, .125
5606-48-*		.565	.818	.015, .031, .062
5610-671-*		.572	1.250	.031
5610-672-*		.575	1.720	.062
5610-352-*		.578	1.067	.015, .031, .062, .093, .125
5610-186-*		.580	.750	.062
5610-673-*		.580	.940	.020
5610-674-*		.580	1.390	.031
5610-353-*		.593	.812	.031
5610-354-*		.593	.875	.031, .218
5610-562R-*	9/16	.594	1.469	.100
5610-187-*		.600	.812	.031
5610-188-*		.600	.875	.031, .218
5610-355-*		.609	.765	.075
5610-356-*		.609	1.000	.031
5610-675-*		.610	.815	.020, .080
5610-676-*		.625	1.125	.062
5610-357-*		.625	1.250	.031, .062, .093
5610-677-*		.628	.828	.025
5606-52-*		.628	.882	.015, .031, .062, .090
5610-678-*		.628	1.062	.031
5610-358-*		.628	1.718	.050
5610-189-*		.630	.750	.031

All **BOLD** Part Numbers Represent ANSI/ASME (Regular Series) Standard Screw Sizes & Tolerances

NYLON WASHERS (Continued)

Custom Sizes Available . . . See Last Page of This Section



*To specify the thickness add -5 for .005 thickness, -10 for .010 thickness, etc.

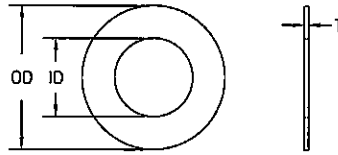
PART NUMBER	SCREW SIZE	INSIDE DIA. ± .005	OUTSIDE DIA. ± .010	T* STOCKED THICKNESS
5610-190-*		.630	.812	.015, .020, .031, .062
5610-191-*		.630	.938	.031
5610-192-*		.630	1.000	.031, .062, .090
5610-359-*		.630	1.062	.090
5610-193-*		.630	1.125	.040, .045
5610-194-*		.630	1.187	.080, .090
5610-360-*		.640	.812	.020, .031
5610-361-*		.640	1.000	.031, .062
5610-679-*		.640	1.125	.031
5610-362-*		.640	1.193	.031, .062, .093
5610-363-*		.641	.780	.031
5610-195-*		.641	.904	.015, .031, .062
5610-680-*		.641	1.175	.031
5610-85-*		.643	1.122	.031
5610-196-*		.645	.844	.025, .062
5610-197-*		.645	.938	.020, .031, .062
5610-198-*		.645	1.062	.040
5610-364-*		.645	1.310	.062
5610-365-*		.656	.843	.025, .062
5610-681-*		.656	1.312	.031, .062
5610-682-*		.656	1.375	.031
5610-683-*		.656	1.515	.062
5610-625R-*	5/8	.656	1.750	.100
5606-56-*		.659	.882	.015, .031, .062, .070
5610-366-*		.665	1.500	.020, .062
5610-367-*		.671	.937	.020, .031, .062
5610-684-*		.680	.875	.040
5610-685-*		.680	1.630	.031
5610-686-*		.688	1.125	.020
5610-199-*		.690	.812	.031
5610-200-*		.690	.875	.031
5606-60-*		.690	.943	.015, .031, .062
5610-687-*		.703	1.188	.062
5610-688-*		.707	.875	.020
5610-201-*		.707	1.035	.015, .031, .062
5610-689-*		.734	1.125	.020
5610-368-*		.734	1.500	.031
5610-369-*		.750	1.063	.063
5610-370-*		.750	1.125	.031, .093
5610-690-*		.750	1.375	.062
5606-64-*		.753	1.006	.015, .031, .062

All **BOLD** Part Numbers Represent ANSI/ASME (Regular Series) Standard Screw Sizes & Tolerances

Solder Lugs
Spring Clips
Spring Washers
Shoulder Washers
Stand Off Spacers
Flat Round Washers - Metallic
Flat Round Washers - Non-Metallic
O-Rings
Retaining Rings
Lockwashers, Retention Washers & Push-on Nuts
Clamps & Brackets
Expansion Plugs
Ground Straps, Bus Bars & Term. Blocks
Tab & Notch Washers
Misc. Washers & Tags
Solid State Insulators
Military Standards
Custom Parts
Engineering Tables
Num. & Alpha. Index of Parts

NYLON WASHERS (Continued)

Custom Sizes Available . . . See Last Page of This Section



*To specify the thickness add -5 for .005 thickness, -10 for .010 thickness, etc.

PART NUMBER	SCREW SIZE	INSIDE DIA. ± .005	OUTSIDE DIA. ± .010	T* STOCKED THICKNESS
5610-202-*		.755	.875	.031, .090, .125
5610-371-*		.755	1.250	.015, .090
5610-203-*		.755	1.500	.031, .125
5610-691-*		.760	1.630	.025
5610-692-*		.765	.937	.020
5610-372-*		.765	1.317	.010, .031, .062, .093
5610-204-*		.767	1.077	.015, .031, .062
5610-693-*		.771	.990	.031
5610-373-*		.784	.935	.020
5610-374-*		.790	1.000	.093
5610-694-*		.805	1.250	.031, .062
5610-375-*		.812	1.031	.031
5610-695-*		.812	1.375	.015
5610-696-*		.812	1.469	.031, .062
5610-697-*		.812	1.500	.020
5610-698-*	3/4	.812	1.750	.025
5610-750R-*		.812	2.000	.100
5610-699-*		.815	1.000	.020
5606-68-*		.815	1.068	.015, .031, .062, .140
5610-700-*		.839	1.438	.062
5610-376-*		.845	1.031	.005, .040
5610-205-*		.845	1.125	.031, .062
5610-701-*		.845	1.312	.031
5610-377-*		.859	1.125	.010, .031
5610-702-*		.875	1.000	.031
5610-703-*		.875	1.250	.031
5610-378-*		.875	2.125	.090
5610-704-*		.877	1.375	.015, .031
5606-72-*		.878	1.132	.015, .031, .062
5610-705-*		.880	1.630	.025
5610-706-*		.890	1.250	.031
5610-379-*		.890	1.505	.031, .062, .093
5610-206-*		.893	1.136	.015, .031, .062
5610-208-*		.895	1.218	.010, .090, .250
5610-707-*		.906	1.000	.020
5610-708-*	7/8	.935	1.125	.031
5610-875R-*		.938	2.250	.160
5610-209-*		.940	1.187	.020, .031, .093
5610-380-*		.960	1.800	.050
5610-381-*		.984	1.203	.050
5610-709-*		.984	1.240	.031

All **BOLD** Part Numbers Represent ANSI/ASME (Regular Series) Standard Screw Sizes & Tolerances

SEASTROM Manufacturing Co., Inc.

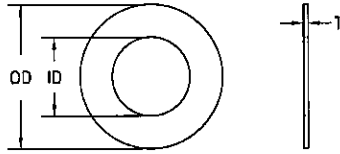
456 Seastrom Street • Twin Falls, Idaho 83301

1•800•634•2356

Fax (208) 734•7222

NYLON WASHERS (Continued)

Custom Sizes Available . . . See Last Page of This Section



*To specify the thickness add -5 for .005 thickness, -10 for .010 thickness, etc.

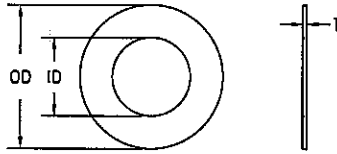
PART NUMBER	SCREW SIZE	INSIDE DIA. ± .005	OUTSIDE DIA. ± .010	T* STOCKED THICKNESS
5610-382-*		.984	1.250	.031
5610-382-*		.984	1.250	.031
5610-710-*		.984	1.375	.020
5610-383-*		1.000	1.125	.062
5610-210-*		1.000	1.250	.005, .010, .015, .020, .031, .062
5610-384-*		1.000	1.375	.062, .125
5610-385-*		1.000	1.437	.062
5610-711-*		1.000	1.500	.015, .020
5610-712-*		1.000	1.625	.015, .031, .062
5610-713-*		1.015	1.500	.031
5610-386-*		1.015	1.755	.031, .062, .093, .125
5610-211-*		1.020	1.330	.015, .031, .062, .090
5610-387-*		1.031	1.218	.040
5610-714-*		1.031	1.500	.020
5610-715-*		1.031	1.565	.025
5610-716-*	1.000	1.062	1.250	.020
5610-1000R-*		1.062	2.500	.160
5610-717-*		1.065	1.375	.020
5610-718-*		1.066	1.750	.031
5610-719-*		1.125	1.530	.031, .125
5610-720-*		1.125	1.565	.031
5610-721-*		1.134	1.500	.020
5610-388-*		1.150	1.250	.050
5610-722-*		1.188	1.500	.020
5610-723-*		1.218	1.718	.062, .093
5610-389-*		1.250	1.415	.090
5610-390-*		1.250	1.500	.010
5610-391-*		1.250	2.062	.090
5610-724-*		1.255	1.565	.025
5610-213-*		1.281	1.750	.015, .031, .062
5610-392-*		1.281	2.000	.031
5610-725-*		1.375	1.750	.031
5610-726-*		1.385	1.500	.015
5610-727-*		1.400	1.750	.062
5610-728-*		1.440	1.750	.015
5610-393-*		1.500	1.725	.031
5610-729-*		1.812	2.125	.062

All **BOLD** Part Numbers Represent ANSI/ASME (Regular Series) Standard Screw Sizes & Tolerances

Solder Lugs
Spring Clips
Spring Washers
Shoulder Washers
Stand Off Spacers
Flat Round Washers - Metallic
Flat Round Washers - Non-Metallic
D-Rings
Retaining Rings
Lockwashers, Retention Washers & Push-on Nuts
Clamps & Brackets
Expansion Plugs
Ground Straps, Bus Bars & Term. Blocks
Tab & Notch Washers
Misc. Washers & Tags
Solid State Insulators
Military Standards
Custom Parts
Engineering Tables
Num. & Alpha. Index of Parts

PHENOLIC WASHERS

Custom Sizes Available . . . See Last Page of This Section

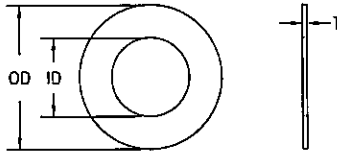


*To specify the thickness add -5 for .005 thickness, -10 for .010 thickness, etc.

PART NUMBER	SCREW SIZE	INSIDE DIA. ± .005	OUTSIDE DIA. ± .010	T* STOCKED THICKNESS
5620-20-*	0	.073	.125	.016, .031
5620-21-*	1	.078	.154	.016
5620-1-*	1	.078	.210	.016
5620-151-*	1	.080	.187	.016
5620-152-*	2	.090	.187	.016
5620-22-*	2	.092	.158	.031, .063, .094
5620-153-*	2	.095	.460	.031
5620-23-*	2	.096	.219	.016, .031, .045, .063, .094, .125
5620-2-*	2	.099	.250	.031
5620-154-*	2	.100	.270	.015
5620-24-*	2	.101	.314	.016, .031
5620-3-*	3	.105	.260	.031, .063
5620-25-*	3	.109	.245	.031, .063
5620-4-*	3	.113	.250	.031, .125
5620-26-*	3	.115	.500	.031, .063
5620-155-*	4	.120	.265	.031
5620-156-*	4	.120	.281	.031
5620-27-*	4	.122	.228	.016, .031, .063
5620-143-*	4	.125	.250	.016, .031
5620-28-*	4	.125	.312	.016, .031, .045, .063
5620-29-*	4	.125	.312	.031, .063
5620-30-*	4	.125	.312	.031, .045, .063
5620-157-*	4	.125	.500	.031
5620-158-*	5	.128	.748	.031
5620-159-*	5	.129	.375	.031
5620-160-*	5	.133	.500	.031
5620-31-*	5	.137	.707	.031
5620-32-*	5	.140	.250	.031, .063
5620-161-*	5	.140	.380	.031
5620-5-*	5	.141	.312	.031, .063, .125
5620-33-*	5	.142	.375	.031, .063, .094
5620-162-*	6	.145	.440	.031
5620-34-*	6	.145	.625	.031, .063
5620-6-*	6	.149	.380	.031, .063
5620-163-*	6	.150	.315	.031
5620-35-*	6	.152	.500	.031, .063, .125
5620-36-*	6	.152	.500	.063, .094
5620-37-*	6	.152	1.250	.031
5620-38-*	6	.153	.375	.031, .045, .063

PHENOLIC WASHERS *(Continued)*

Custom Sizes Available . . . See Last Page of This Section

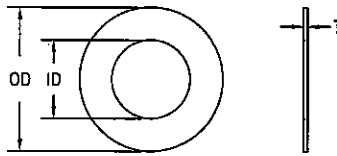


*To specify the thickness add -5 for .005 thickness, -10 for .010 thickness, etc.

PART NUMBER	SCREW SIZE	INSIDE DIA. ± .005	OUTSIDE DIA. ± .010	T* STOCKED THICKNESS
5620-164-*	6	.155	.250	.016
5620-165-*	6	.160	.560	.031, .063
5620-7-*	6	.161	.438	.031
5620-166-*	8	.170	.312	.031
5620-8-*	8	.172	.735	.063
5620-39-*	8	.174	.375	.031, .063, .094, .125
5620-40-*	8	.174	.375	.031, .063
5620-9-*	8	.177	.500	.031, .045
5620-41-*	8	.177	1.438	.031
5620-167-*	8	.180	.625	.063
5620-42-*	8	.180	.990	.031, .063
5620-10-*	8	.187	.312	.031, .063
5620-144-*	8	.187	.505	.031
5620-43-*	8	.187	1.791	.063
5620-44-*	8	.188	1.400	.063
5620-45-*	8	.190	.640	.031, .063
5620-46-*	8	.191	.522	.031, .063
5620-145-*	8	.193	.620	.031
5620-168-*	10	.196	.500	.031, .063
5620-47-*	10	.202	.632	.063
5620-48-*	10	.203	.380	.031
5620-49-*	10	.203	.437	.031, .063, .094
5620-50-*	10	.203	.437	.031, .063, .094
5620-51-*	10	.207	.500	.031
5620-52-*	10	.210	.560	.063
5620-53-*	12	.220	.635	.063
5620-54-*	12	.223	.365	.031
5620-55-*	12	.230	.500	.031, .063, .094
5620-169-*	12	.235	.550	.016
5620-56-*	12	.238	.450	.045
5620-57-*		.250	.438	.031
5620-11-*		.250	.500	.031, .045, .125
5620-170-*		.250	.625	.031
5620-58-*		.254	.400	.031, .094
5620-59-*		.254	.750	.031
5620-60-*		.254	1.063	.016, .031, .063
5620-61-*		.255	.442	.020, .031
5620-62-*		.255	.481	.031
5620-63-*		.256	.621	.063
5620-64-*		.256	.695	.063

PHENOLIC WASHERS (Continued)

Custom Sizes Available . . . See Last Page of This Section

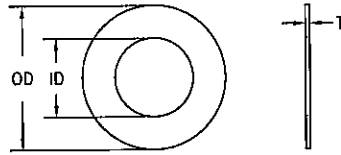


*To specify the thickness add -5 for .005 thickness, -10 for .010 thickness, etc.

PART NUMBER	SCREW SIZE	INSIDE DIA. ± .005	OUTSIDE DIA. ± .010	T* STOCKED THICKNESS
5620-12-*		.261	.500	.031, .063
5620-13-*		.261	.750	.031, .063
5620-66-*		.261	1.500	.031, .125
5620-67-*		.263	.510	.031, .063, .094
5620-68-*		.263	.510	.031, .063, .094
5620-69-*		.265	.430	.031
5620-171-*		.265	.562	.031
5620-70-*		.282	.495	.031, .063
5620-146-*		.282	.625	.063
5620-14-*		.282	.751	.031
5620-71-*		.282	.751	.031
5620-72-*		.283	.421	.031, .063
5620-73-*		.284	.543	.063
5620-74-*		.300	1.997	.063
5620-75-*		.312	.440	.031, .063
5620-15-*		.312	.562	.031
5620-172-*		.312	.750	.031
5620-173-*		.312	1.000	.063
5620-76-*		.312	1.250	.016, .063
5620-77-*		.314	.512	.031
5620-174-*		.315	.500	.063
5620-78-*		.316	.600	.016, .045
5620-79-*		.320	.750	.031
5620-175-*		.320	.750	.063
5620-80-*		.328	.569	.031, .063, .094
5620-81-*		.328	.569	.031, .063, .094
5620-82-*		.337	.993	.125
5620-176-*		.340	.875	.031
5620-177-*		.375	.490	.031
5620-83-*		.375	.500	.031
5620-16-*		.375	.656	.045
5620-84-*		.375	.750	.031, .063
5620-178-*		.375	.812	.031, .063
5620-85-*		.375	.876	.031
5620-86-*		.375	1.005	.063
5620-87-*		.375	1.632	.063
5620-179-*		.380	.875	.031, .063
5620-88-*		.385	.505	.031, .063
5620-89-*		.385	.625	.031, .063, .094
5620-90-*		.385	.625	.031, .063, .094

PHENOLIC WASHERS *(Continued)*

Custom Sizes Available . . . See Last Page of This Section



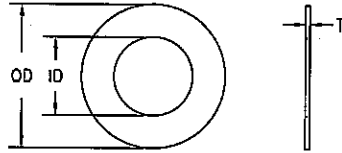
*To specify the thickness add -5 for .005 thickness, -10 for .010 thickness, etc.

PART NUMBER	SCREW SIZE	INSIDE DIA. ± .005	OUTSIDE DIA. ± .010	T* STOCKED THICKNESS
5620-180-*		.385	1.000	.031
5620-181-*		.400	.728	.031
5620-182-*		.405	1.000	.031
5620-91-*		.415	.750	.031
5620-92-*		.432	.797	.031
5620-93-*		.437	.628	.016
5620-94-*		.440	.784	.125
5620-95-*		.441	.722	.045
5620-96-*		.442	.620	.031
5620-97-*		.443	.875	.016, .031
5620-98-*		.458	.750	.031, .063, .094
5620-99-*		.458	.750	.031, .063, .094
5620-100-*		.480	.915	.031, .063
5620-17-*		.500	.750	.016, .031, .063, .094
5620-183-*		.500	.875	.016, .031
5620-18-*		.500	1.500	.125
5620-101-*		.504	1.000	.031, .063
5620-19-*		.505	.812	.016, .031
5620-184-*		.505	1.250	.063
5620-102-*		.510	.688	.031, .063
5620-132-*		.510	.688	.031, .063
5620-103-*		.515	.875	.031, .063, .094
5620-104-*		.515	.875	.031, .063, .094
5620-185-*		.520	.875	.063
5620-105-*		.520	1.063	.063
5620-106-*		.538	1.385	.063
5620-107-*		.541	.723	.063
5620-133-*		.545	.875	.063
5620-186-*		.562	1.250	.031
5620-108-*		.566	.875	.045
5620-109-*		.573	.985	.031
5620-110-*		.578	1.063	.031, .063, .094
5620-134-*		.578	1.063	.031, .063, .094
5620-111-*		.629	1.260	.063
5620-112-*		.630	.870	.031, .063, .125
5620-113-*		.631	1.132	.063
5620-114-*		.640	1.188	.031, .063, .094
5620-135-*		.640	1.188	.031, .063, .094
5620-115-*		.644	1.121	.031
5620-187-*		.657	.875	.031

Solder Lugs
Spring Clips
Spring Washers
Shoulder Washers
Stand Off Spacers
Flat Round Washers - Metallic
Flat Round Washers - Non-Metallic
O-Rings
Retaining Rings
Lockwashers, Retention Washers & Push-on Nuts
Clamps & Brackets
Expansion Plugs
Ground Straps, Bus Bars & Term. Blocks
Tab & Notch Washers
Misc. Washers & Tags
Solid State Insulators
Military Standards
Custom Parts
Engineering Tables
Num. & Alpha. Index of Parts

PHENOLIC WASHERS *(Continued)*

Custom Sizes Available . . . See Last Page of This Section

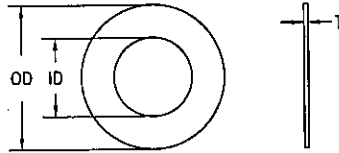


*To specify the thickness add -5 for .005 thickness, -10 for .010 thickness, etc.

PART NUMBER	SCREW SIZE	INSIDE DIA. ± .005	OUTSIDE DIA. ± .010	T* STOCKED THICKNESS
5620-116-*		.707	1.138	.045
5620-188-*		.715	2.135	.016
5620-117-*		.765	1.312	.031, .063, .094
5620-136-*		.765	1.312	.031, .063, .094
5620-189-*		.773	2.000	.031
5620-118-*		.781	1.244	.031
5620-147-*		.781	1.687	.063
5620-119-*		.820	.961	.063
5620-120-*		.839	1.384	.045
5620-121-*		.839	1.438	.063
5620-122-*		.890	1.500	.031, .063, .094, .125
5620-137-*		.890	1.500	.031, .063, .094
5620-190-*		.935	1.500	.031
5620-123-*		.946	1.196	.063, .094
5620-124-*		1.009	1.245	.063
5620-138-*		1.015	1.750	.031, .063, .094
5620-139-*		1.015	1.755	.031, .063, .094
5620-125-*		1.073	1.312	.063
5620-126-*		1.081	1.639	.016, .045, .125
5620-127-*		1.135	1.370	.031, .063
5620-128-*		1.195	1.436	.031, .063
5620-129-*		1.258	1.507	.063
5620-148-*		1.270	2.500	.063
5620-130-*		1.347	1.888	.045
5620-149-*		1.390	1.750	.031
5620-150-*		1.443	1.625	.031
5620-131-*		1.505	2.000	.063
5620-140-*		1.597	2.137	.016, .045
5620-141-*		1.863	2.645	.045
5620-142-*		1.950	3.000	.063

POLYETHYLENE WASHERS (HIGH DENSITY)

Custom Sizes Available . . . See Last Page of This Section



*To specify the thickness add -5 for .005 thickness, -10 for .010 thickness, etc.

PART NUMBER	SCREW SIZE	INSIDE DIA. ± .005	OUTSIDE DIA. ± .010	T* STOCKED THICKNESS
5617-1-*	000	.038	.092	.010
5617-2-*	00	.060	.156	.010, .015
5617-3-*	0	.065	.188	.015
5617-4-*	0	.068	.125	.010
5617-5-*	1	.080	.188	.015
5617-6-*	1	.084	.156	.015
5617-7-*	2	.090	.188	.015
5617-8-*	2	.090	.250	.015, .030
5617-9-*	2	.094	.187	.015, .030
5617-10-*	2	.099	.188	.015
5617-11-*	3	.105	.250	.020
5617-12-*	4	.120	.281	.030, .040
5617-13-*	4	.125	.250	.030
5617-14-*	5	.130	.375	.010
5617-15-*	6	.144	.400	.010, .030
5617-16-*	6	.150	.312	.030, .040
5617-17-*	6	.156	.312	.030
5617-18-*	6	.156	1.375	.030
5617-19-*	8	.170	.282	.030
5617-20-*	8	.170	.375	.030, .040, .060
5617-21-*	8	.182	.312	.015
5617-22-*	8	.187	.343	.030
5617-23-*	8	.187	.375	.030
5617-24-*	8	.190	.438	.030
5617-25-*	8	.191	1.725	.030
5617-26-*	8	.191	1.750	.030
5617-27-*	10	.195	.438	.030, .040, .060
5617-28-*	10	.195	.500	.015
5617-29-*	10	.205	.750	.015
5617-30-*	10	.218	.438	.030, .040, .060
5617-31-*	12	.222	.630	.020
5617-32-*	12	.227	.500	.030
5617-33-*		.250	.375	.030
5617-34-*		.250	.438	.015
5617-35-*		.250	.500	.030
5617-36-*		.250	.562	.030
5617-37-*		.250	.600	.030
5617-38-*		.250	.625	.030
5617-39-*		.250	.750	.030
5617-40-*		.265	.500	.030, .040, .060

Solder Lugs

Spring Clips

Spring Washers

Shoulder Washers

Stand Off Spacers

Flat Round Washers - Metallic

Flat Round Washers - Non-Metallic

O-Rings

Retaining Rings

Lockwashers, Retention Washers & Push-on Nuts

Clamps & Brackets

Expansion Plugs

Ground Straps, Bus Bars & Term. Blocks

Tab & Notch Washers

Misc. Washers & Tags

Solid State Insulators

Military Standards

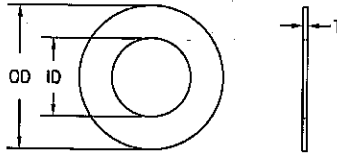
Custom Parts

Engineering Tables

Num. & Alpha. Index of Parts

POLYETHYLENE WASHERS (HIGH DENSITY) (Continued)

Custom Sizes Available . . . See Last Page of This Section

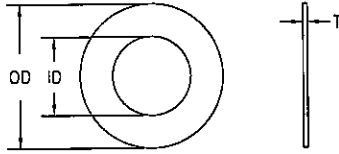


*To specify the thickness add -5 for .005 thickness, -10 for .010 thickness, etc.

PART NUMBER	SCREW SIZE	INSIDE DIA. ± .005	OUTSIDE DIA. ± .010	T* STOCKED THICKNESS
5617-41-*		.265	.562	.030, .040, .060
5617-42-*		.265	.625	.030, .040
5617-43-*		.265	.745	.015, .030, .060
5617-44-*		.275	.625	.030, .060
5617-45-*		.281	.500	.030, .060
5617-46-*		.281	.562	.030
5617-47-*		.281	.750	.030
5617-48-*		.290	.562	.030
5617-49-*		.312	.438	.015
5617-50-*		.312	.500	.010
5617-51-*		.312	.625	.030
5617-52-*		.312	.750	.030, .060
5617-53-*		.315	.507	.030
5617-54-*		.318	.750	.030, .060
5617-55-*		.320	.875	.030, .060
5617-56-*		.340	.875	.030
5617-57-*		.344	.688	.030, .040
5617-58-*		.345	.875	.030, .060
5617-59-*		.375	.500	.030
5617-60-*		.375	.625	.015
5617-61-*		.375	.750	.030
5617-62-*		.380	.875	.030, .060
5617-63-*		.385	1.000	.030
5617-64-*		.395	1.000	.030, .060
5617-65-*		.406	.812	.030, .060
5617-66-*		.406	1.000	.030, .060
5617-67-*		.440	.750	.030
5617-68-*		.440	.875	.030
5617-69-*		.440	1.000	.015, .060
5617-70-*		.469	.922	.040, .060
5617-71-*		.500	.625	.030
5617-72-*		.500	1.125	.030
5617-73-*		.510	.750	.030
5617-74-*		.510	1.250	.030, .060
5617-75-*		.510	1.375	.030, .060
5617-76-*		.515	1.250	.030
5617-77-*		.515	1.380	.030
5617-78-*		.531	1.062	.030, .060
5617-79-*		.538	.812	.015
5617-80-*		.562	1.000	.030

POLYETHYLENE WASHERS (HIGH DENSITY) *(Continued)*

Custom Sizes Available . . . See Last Page of This Section

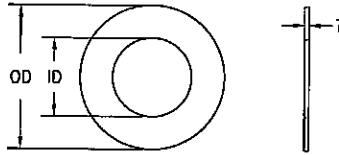


*To specify the thickness add -5 for .005 thickness, -10 for .010 thickness, etc.

PART NUMBER	SCREW SIZE	INSIDE DIA. ± .005	OUTSIDE DIA. ± .010	T* STOCKED THICKNESS
5617-81-*		.562	1.250	.015
5617-82-*		.562	1.312	.030, .060
5617-83-*		.562	1.375	.030, .060
5617-84-*		.625	.812	.030
5617-85-*		.630	.750	.030
5617-86-*		.635	.875	.030
5617-87-*		.635	1.312	.030, .060
5617-88-*		.635	1.500	.030, .060
5617-89-*		.640	1.312	.030
5617-90-*		.640	1.500	.030
5617-91-*		.656	1.312	.030, .060
5617-92-*		.675	1.750	.030, .060
5617-93-*		.688	1.750	.030
5617-94-*		.700	2.000	.015, .030, .060
5617-95-*		.750	.875	.015
5617-96-*		.750	1.000	.030
5617-97-*		.760	1.500	.030, .060
5617-98-*		.765	1.750	.030, .060
5617-99-*		.812	1.062	.030
5617-100-*		.812	1.469	.030, .060
5617-101-*		.817	2.000	.015, .030
5617-102-*		.875	1.000	.015, .030
5617-103-*		.875	1.125	.030
5617-104-*		.880	2.000	.030, .060
5617-105-*		.890	1.250	.030
5617-106-*		.890	1.500	.030
5617-107-*		.890	1.750	.030
5617-108-*		.940	1.125	.015
5617-109-*		1.005	1.250	.030
5617-110-*		1.005	1.500	.030
5617-111-*		1.005	2.000	.030, .060
5617-112-*		1.065	1.430	.020
5617-113-*		1.067	2.500	.030
5617-114-*		1.125	1.625	.030
5617-115-*		1.260	2.500	.030
5617-116-*		1.875	2.594	.030

PVC (POLYVINYL CHLORIDE) WASHERS

Custom Sizes Available . . . See Last Page of This Section

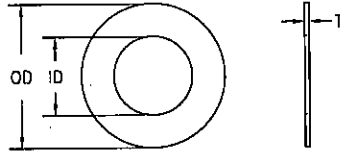


*To specify the thickness add -5 for .005 thickness, -10 for .010 thickness, etc.

PART NUMBER	SCREW SIZE	INSIDE DIA. ± .005	OUTSIDE DIA. ± .010	T* STOCKED THICKNESS
5619-1-*	000	.038	.092	.010
5619-2-*	00	.060	.156	.010
5619-3-*	0	.065	.188	.015
5619-4-*	0	.068	.125	.010
5619-5-*	1	.080	.188	.015
5619-6-*	1	.084	.156	.015
5619-7-*	2	.090	.188	.015
5619-8-*	2	.090	.250	.015, .030
5619-9-*	2	.094	.187	.015
5619-10-*	2	.099	.188	.015
5619-11-*	3	.105	.250	.020
5619-12-*	4	.120	.281	.030
5619-13-*	4	.125	.250	.030
5619-14-*	5	.130	.375	.010
5619-15-*	6	.144	.400	.010, .030
5619-16-*	6	.150	.312	.030
5619-17-*	6	.156	.312	.030
5619-18-*	6	.156	1.375	.030
5619-19-*	8	.170	.282	.030
5619-20-*	8	.170	.375	.030
5619-21-*	8	.187	.343	.030
5619-22-*	8	.187	.375	.030
5619-23-*	8	.190	.438	.030
5619-24-*	8	.191	1.725	.030
5619-25-*	8	.191	1.750	.030
5619-26-*	10	.195	.438	.030, .062
5619-27-*	10	.195	.500	.015
5619-28-*	10	.205	.750	.015
5619-29-*	10	.218	.438	.030
5619-30-*	12	.222	.630	.020
5619-31-*	12	.227	.500	.030
5619-32-*		.250	.375	.030
5619-33-*		.250	.438	.015
5619-34-*		.250	.500	.030
5619-35-*		.250	.562	.030
5619-36-*		.250	.600	.030
5619-37-*		.250	.625	.030
5619-38-*		.250	.750	.030
5619-39-*		.265	.500	.030
5619-40-*		.265	.562	.030, .062

PVC (POLYVINYL CHLORIDE) WASHERS *(Continued)*

Custom Sizes Available . . . See Last Page of This Section



*To specify the thickness add -5 for .005 thickness, -10 for .010 thickness, etc.

PART NUMBER	SCREW SIZE	INSIDE DIA. ± .005	OUTSIDE DIA. ± .010	T* STOCKED THICKNESS	
5619-41-*		.265	.625	.030, .062	
5619-42-*		.265	.745	.015, .030	
5619-43-*		.281	.500	.030, .062	
5619-44-*		.281	.562	.030	
5619-45-*		.281	.750	.030	
5619-46-*		.312	.438	.015	
5619-47-*		.312	.500	.010	
5619-48-*		.312	.625	.030	
5619-49-*		.312	.750	.030	
5619-50-*		.315	.507	.030	
5619-51-*		.320	.875	.030, .062	
5619-52-*		.340	.875	.030	
5619-53-*		.345	.875	.030, .062	
5619-54-*		.375	.500	.030	
5619-55-*		.375	.625	.015	
5619-56-*		.375	.750	.030	
5619-57-*		.380	.875	.030	
5619-58-*		.385	1.000	.030, .062	
5619-59-*		.395	1.000	.030	
5619-60-*		.406	1.000	.030, .062	
5619-61-*		.440	.750	.030	
5619-62-*		.440	.875	.030	
5619-63-*		.440	1.000	.015	
5619-64-*		.500	.625	.030	
5619-65-*		.500	1.125	.030	
5619-66-*		.510	.750	.030	
5619-67-*		.510	1.250	.030, .062	
5619-68-*		.510	1.375	.030, .062	
5619-69-*		.515	1.250	.030	
5619-70-*		.515	1.380	.030	
5619-72-*		.538	.812	.015	
5619-73-*		.562	1.000	.030	
5619-74-*		.562	1.250	.015	
5619-75-*		.562	1.312	.030, .062	
5619-76-*		.562	1.375	.030	
5619-77-*		.625	.812	.030	
5619-78-*		.630	.750	.030	
5619-79-*		.635	.875	.030	
5619-80-*		.635	1.312	.030, .062	
5619-81-*		.635	1.500	.030, .062	

Solder Lugs

Spring Clips

Spring Washers

Shoulder Washers

Stand Off Spacers

Flat Round Washers - Metallic

Flat Round Washers - Non-Metallic

O-Rings

Retaining Rings

Lockwashers, Retention Washers & Push-on Nuts

Clamps & Brackets

Expansion Plugs

Ground Straps, Bus Bars & Term. Blocks

Tab & Notch Washers

Misc. Washers & Tags

Solid State Insulators

Military Standards

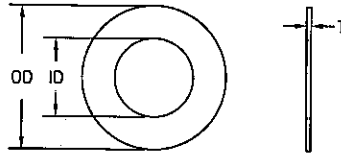
Custom Parts

Engineering Tables

Num. & Alpha. Index of Parts

PVC (POLYVINYL CHLORIDE) WASHERS *(Continued)*

Custom Sizes Available . . . See Last Page of This Section

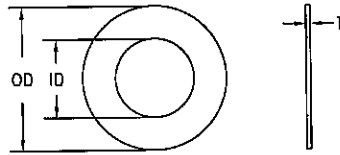


*To specify the thickness add -5 for .005 thickness, -10 for .010 thickness, etc.

PART NUMBER	SCREW SIZE	INSIDE DIA. ± .005	OUTSIDE DIA. ± .010	T* STOCKED THICKNESS
5619-82-*		.640	1.312	.030
5619-83-*		.640	1.500	.030
5619-84-*		.656	1.312	.030, .062
5619-85-*		.688	1.750	.030
5619-86-*		.750	.875	.015
5619-87-*		.750	1.000	.030
5619-88-*		.760	1.500	.030, .062
5619-89-*		.765	1.750	.030, .062
5619-90-*		.812	1.062	.030, .062
5619-91-*		.812	1.469	.030, .062
5619-92-*		.817	2.000	.015, .030
5619-93-*		.875	1.000	.015, .030
5619-94-*		.875	1.125	.030
5619-95-*		.880	2.000	.030
5619-96-*		.890	1.250	.030
5619-97-*		.890	1.500	.030
5619-98-*		.890	1.750	.030
5619-99-*		.940	1.125	.015
5619-100-*		1.005	1.250	.030
5619-101-*		1.005	1.500	.030
5619-102-*		1.005	2.000	.030
5619-103-*		1.065	1.430	.020
5619-104-*		1.067	2.500	.030
5619-105-*		1.125	1.625	.030
5619-106-*		1.260	2.500	.030
5619-107-*		1.875	2.594	.030

SANTOPRENE WASHERS

Custom Sizes Available . . . See Last Page of This Section



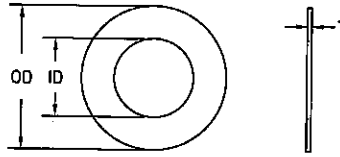
*To specify the thickness add -5 for .005 thickness, -10 for .010 thickness, etc.

PART NUMBER	SCREW SIZE	INSIDE DIA. ± .005	OUTSIDE DIA. ± .010	T* STOCKED THICKNESS
5623-1-*	0	.070	.242	.015, .030
5623-2-*	0	.070	.329	.015, .030
5623-3-*	1	.086	.242	.015, .030
5623-4-*	1	.086	.329	.015, .030
5623-5-*	2	.095	.283	.015, .030
5623-6-*	2	.095	.390	.015, .030
5623-7-*	3	.105	.250	.015, .030
5623-8-*	3	.108	.390	.015, .030
5623-9-*	4	.119	.317	.015, .030
5623-10-*	4	.125	.250	.015, .030
5623-11-*	4	.125	.317	.015, .030
5623-12-*	4	.125	.375	.015, .030
5623-13-*	6	.149	.380	.015, .030
5623-14-*	6	.156	.375	.015, .030
5623-15-*	6	.156	.406	.015, .030
5623-16-*	8	.174	.380	.015, .030
5623-17-*	8	.174	.430	.015, .030
5623-18-*	8	.187	.312	.015, .030
5623-19-*	8	.187	.500	.015, .030
5623-20-*	8	.187	1.375	.015, .030
5623-21-*	10	.200	.562	.015, .030
5623-22-*	10	.203	.380	.015, .030
5623-23-*	10	.203	.443	.015, .030
5623-24-*	10	.203	.500	.015, .030
5623-25-*	10	.218	.375	.015, .030
5623-26-*	12	.220	.530	.015, .030
5623-27-*		.250	.375	.015, .030
5623-28-*		.250	.562	.015, .030
5623-29-*		.265	.505	.015, .030
5623-30-*		.265	.619	.015, .030
5623-31-*		.265	.745	.015, .030
5623-32-*		.281	.500	.015, .030
5623-33-*		.312	.750	.015, .030
5623-34-*		.312	.875	.015, .030
5623-35-*		.328	.567	.015, .030
5623-36-*		.328	.687	.015, .030
5623-37-*		.328	.812	.015, .030
5623-38-*		.328	1.000	.015, .030
5623-39-*		.375	.500	.015, .030
5623-40-*		.375	.625	.015, .030

Solder Lugs
Spring Clips
Spring Washers
Shoulder Washers
Stand Off Spacers
Flat Round Washers - Metallic
Flat Round Washers - Non-Metallic
O-Rings
Retaining Rings
Lockwashers Retention Washers & Push-on Nuts
Clamps & Brackets
Expansion Plugs
Ground Straps, Bus Bars & Term. Blocks
Tab & Notch Washers
Misc. Washers & Tags
Solid State Insulators
Military Standards
Custom Parts
Engineering Tables
Num. & Alpha. Index of Parts

SANTOPRENE WASHERS *(Continued)*

Custom Sizes Available . . . See Last Page of This Section

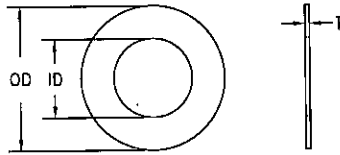


*To specify the thickness add -5 for .005 thickness, -10 for .010 thickness, etc.

PART NUMBER	SCREW SIZE	INSIDE DIA. ± .005	OUTSIDE DIA. ± .010	T* STOCKED THICKNESS
5623-41-*		.375	.750	.015, .030
5623-42-*		.375	.875	.015, .030
5623-43-*		.390	.630	.015, .030
5623-44-*		.390	.745	.015, .030
5623-45-*		.438	.625	.015, .030
5623-46-*		.438	.812	.015, .030
5623-47-*		.453	.755	.015, .030
5623-48-*		.453	1.000	.015, .030
5623-49-*		.490	.675	.015, .030
5623-50-*		.515	.750	.015, .030
5623-51-*		.515	.880	.015, .030
5623-52-*		.515	1.000	.015, .030
5623-53-*		.562	1.062	.015, .030
5623-54-*		.640	.875	.015, .030
5623-55-*		.640	.937	.015, .030
5623-56-*		.640	1.000	.015, .030
5623-57-*		.688	.938	.015, .030
5623-58-*		.765	1.000	.015, .030
5623-59-*		.765	1.187	.015, .030
5623-60-*		.765	1.317	.015, .030
5623-61-*		.890	1.250	.015, .030
5623-62-*		.890	1.505	.015, .030
5623-63-*		1.015	1.250	.015, .030
5623-64-*		1.015	1.500	.015, .030
5623-65-*		1.015	1.755	.015, .030
5623-66-*		1.125	1.375	.015, .030
5623-67-*		1.250	2.230	.015, .030
5623-68-*		1.500	1.688	.015, .030

TEFLON WASHERS

Custom Sizes Available . . . See Last Page of This Section



*To specify the thickness add -5 for .005 thickness, -10 for .010 thickness, etc.

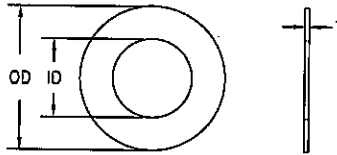
PART NUMBER	SCREW SIZE	INSIDE DIA. ± .005	OUTSIDE DIA. ± .010	T* STOCKED THICKNESS
5612-170-*		.024	.100	.010, .020
5612-171-*		.028	.250	.015
5612-1-*		.036	.125	.010, .020
5612-3-*	000	.040	.180	.005, .010, .015, .062
5612-172-*	000	.040	.250	.010
5612-173-*	000	.045	.125	.015
5612-174-*	000	.045	.132	.010, .015
5612-119-*	000	.045	.156	.010, .015
5612-175-*	000	.045	.220	.015
5612-120-*	000	.047	.100	.015
5612-176-*	00	.052	.187	.020
5612-177-*	00	.052	.375	.005
5612-178-*	00	.055	.130	.015
5612-179-*	00	.055	.200	.020
5612-180-*	00	.056	.440	.020
5612-121-*	00	.060	.310	.010, .031
5612-181-*	0	.062	.125	.010, .015
5612-182-*	0	.062	.160	.010, .015
5612-30-*	0	.062	.180	.010, .015, .020, .031, .040, .062, .100
5612-5-*	0	.062	.201	.010, .031, .062
5612-183-*	0	.065	.250	.015, .030
5612-122-*	0	.066	.261	.005, .010, .025
5612-184-*	0	.067	.145	.010
5612-0R-*	0	.068	.188	.025
5612-2-*	0	.073	.125	.010, .015, .031, .062
5612-185-*	0	.073	.258	.005, .030
5612-4-*	1	.077	.156	.015, .031
5612-186-*	1	.080	.188	.015
5612-1R-*	1	.084	.219	.025
5612-187-*	1	.085	.218	.015
5612-188-*	2	.089	.156	.025
5612-7-*	2	.090	.250	.003, .005, .010, .015, .020, .031, .093
5612-6-*	2	.091	.220	.010, .015, .025, .031
5612-189-*	2	.091	.312	.020
5612-123-*	2	.093	.137	.010
5612-190-*	2	.093	.281	.020
5612-191-*	2	.093	.312	.010
5612-9-*	2	.093	.625	.005, .015, .062
5612-11-*	2	.094	.188	.015, .031, .062, .125
5612-2R-*	2	.094	.250	.031

All **BOLD** Part Numbers Represent ANSI/ASME (Regular Series) Standard Screw Sizes & Tolerances

- Solder Lugs
- Spring Clips
- Spring Washers
- Shoulder Washers
- Stand Off Spacers
- Flat Round Washers - Metallic
- Flat Round Washers - Non-Metallic
- O-Rings
- Retaining Rings
- Lockwashers, Retention Washers & Push-on Nuts
- Clamps & Brackets
- Expansion Plugs
- Ground Straps, Bus Bars & Term. Blocks
- Tab & Notch Washers
- Misc. Washers & Tags
- Solid State Insulators
- Military Standards
- Custom Parts
- Engineering Tables
- Num. & Alpha. Index of Parts

TEFLON WASHERS (Continued)

Custom Sizes Available . . . See Last Page of This Section



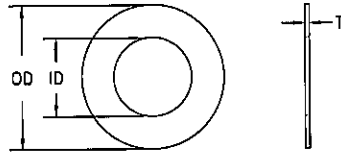
*To specify the thickness add -5 for .005 thickness, -10 for .010 thickness, etc.

PART NUMBER	SCREW SIZE	INSIDE DIA. ± .005	OUTSIDE DIA. ± .010	T* STOCKED THICKNESS
5612-192-*	2	.094	.865	.010
5612-193-*	2	.095	.365	.020
5612-194-*	2	.095	.375	.020
5612-195-*	2	.097	.250	.010, .030
5612-196-*	2	.097	.312	.010
5612-197-*	2	.099	.218	.005, .015
5612-198-*	2	.099	.268	.020
5612-124-*	3	.105	.255	.005, .031, .062
5612-199-*	3	.106	.312	.020
5612-200-*	3	.109	.170	.010, .015
5612-3R-*	3	.109	.312	.031
5612-8-*	3	.110	.248	.010, .031, .062
5612-201-*	3	.112	.187	.020
5612-13-*	4	.116	.250	.031, .062
5612-125-*	4	.117	.270	.031
5612-202-*	4	.117	.437	.020
5612-15-*	4	.118	.150	.020, .062
5612-31-*	4	.119	.230	.005, .010, .020, .031, .050
5612-126-*	4	.120	.175	.031
5612-16-*	4	.120	.187	.010, .015, .020, .045
5612-203-*	4	.120	.218	.015
5612-204-*	4	.120	.250	.020
5612-127-*	4	.120	.281	.020, .025, .031
5612-10-*	4	.120	.314	.003, .005, .010, .015, .031, .062, .090, .125, .188, .312
5612-17-*	4	.125	.250	.002, .003, .010, .015, .020, .031, .062
5612-19-*	4	.125	.317	.015, .031, .062
5612-205-*	4	.125	.328	.020
5612-4R-*	4	.124	.375	.040
5612-206-*	4	.125	.375	.010, .015
5612-128-*	4	.125	.500	.050
5612-207-*	4	.125	.688	.020
5612-208-*	4	.125	.875	.005, .010
5612-209-*	5	.128	.218	.015
5612-210-*	5	.128	.230	.010
5612-211-*	5	.128	.260	.020
5612-212-*	5	.128	.437	.020
5612-213-*	5	.128	.750	.020
5612-214-*	5	.129	.270	.031
5612-215-*	5	.130	.440	.031, .062
5612-20-*	5	.132	.312	.031

All **BOLD** Part Numbers Represent ANSI/ASME (Regular Series) Standard Screw Sizes & Tolerances

TEFLON WASHERS *(Continued)*

Custom Sizes Available . . . See Last Page of This Section



*To specify the thickness add -5 for .005 thickness, -10 for .010 thickness, etc.

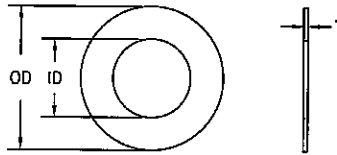
PART NUMBER	SCREW SIZE	INSIDE DIA. ± .005	OUTSIDE DIA. ± .010	T*	
				STOCKED THICKNESS	
5612-12-*	5	.132	.375	.002, .003, .005, .010, .015, .031, .062	
5612-216-*	5	.133	.220	.020	
5612-217-*	5	.133	.340	.031	
5612-21-*	5	.135	.175	.062	
5612-218-*	5	.135	.233	.020	
5612-32-*	5	.137	.250	.005, .010, .015, .020, .031	
5612-129-*	5	.140	.170	.090	
5612-130-*	5	.141	.218	.031	
5612-219-*	5	.141	.250	.020	
5612-23-*	5	.141	.270	.020, .031	
5612-220-*	5	.141	.343	.020, .250	
5612-221-*	5	.141	.375	.031	
5612-5R-*	5	.141	.406	.040	
5612-222-*	5	.141	.437	.031	
5612-24-*	6	.142	.312	.005, .016, .031, .062, .250	
5612-25-*	6	.145	.185	.050	
5612-27-*	6	.145	.230	.005, .020, .040, .050, .100, .125	
5612-131-*	6	.145	.281	.020, .031	
5612-132-*	6	.145	.500	.010, .031	
5612-33-*	6	.145	.640	.005, .031, .062	
5612-223-*	6	.145	.875	.020	
5612-224-*	6	.150	.250	.010, .015, .020	
5612-225-*	6	.150	.275	.020	
5612-133-*	6	.150	.312	.020, .031, .050	
5612-14-*	6	.151	.377	.005, .010, .015, .020, .031, .050, .062, .093	
5612-226-*	6	.156	.312	.031	
5612-6R-*	6	.156	.438	.040	
5612-28-*	6	.156	.500	.020, .062	
5612-227-*	6	.157	.250	.020	
5612-228-*	6	.157	.575	.025	
5612-229-*	6	.160	.232	.010	
5612-230-*	6	.160	.280	.020	
5612-134-*	6	.161	.375	.062	
5612-231-*	6	.166	.250	.015	
5612-135-*	6	.166	.562	.005	
5612-232-*	6	.168	.285	.020	
5612-29-*	6	.168	.448	.015	
5612-233-*	8	.170	.268	.015	
5612-136-*	8	.170	.375	.025, .031, .050	
5612-137-*	8	.171	.209	.020	

All **BOLD** Part Numbers Represent ANSI/ASME (Regular Series) Standard Screw Sizes & Tolerances

- Solder Lugs
- Spring Clips
- Spring Washers
- Shoulder Washers
- Stand Off Spacers
- Flat Round Washers – Metallic
- Flat Round Washers – Non-Metallic
- O-Rings
- Retaining Rings
- Lockwashers, Retention Washers & Push-on Nuts
- Clamps & Brackets
- Expansion Plugs
- Ground Straps, Bus Bars & Term. Blocks
- Tab & Notch Washers
- Misc. Washers & Tags
- Solid State Insulators
- Military Standards
- Custom Parts
- Engineering Tables
- Num. & Alpha. Index of Parts

TEFLON WASHERS (Continued)

Custom Sizes Available . . . See Last Page of This Section



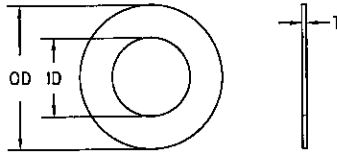
*To specify the thickness add -5 for .005 thickness, -10 for .010 thickness, etc.

PART NUMBER	SCREW SIZE	INSIDE DIA. ± .005	OUTSIDE DIA. ± .010	T* STOCKED THICKNESS
5612-56-*	8	.172	.515	.015, .062
5612-18-*	8	.175	.375	.010, .020, .031, .062
5612-57-*	8	.177	.275	.031, .070
5612-138-*	8	.180	.500	.100
5612-234-*	8	.182	.375	.005
5612-58-*	8	.187	.281	.040, .062
5612-235-*	8	.187	.452	.031
5612-139-*	8	.187	.500	.040, .050
5612-59-*	8	.188	.312	.005
5612-8R-*	8	.188	.500	.040
5612-236-*	8	.188	.562	.010
5612-237-*	8	.188	.750	.031
5612-238-*	8	.189	.394	.020
5612-239-*	8	.190	.865	.015
5612-240-*	8	.191	.578	.005
5612-60-*	8	.192	.317	.005, .015, .062, .080
5612-34-*	8	.192	.370	.005, .010, .015, .031, .062
5612-61-*	8	.195	.295	.010, .015, .020, .040, .076, .091, .095, .099
5612-140-*	8	.195	.437	.025, .031, .050, .062
5612-241-*	8	.195	.500	.031
5612-62-*	8	.197	.280	.005, .015, .040, .045, .050, .062, .093, .125
5612-242-*	8	.197	.750	.031
5612-63-*	8	.198	.255	.031, .040, .060, .091
5612-64-*	10	.200	.303	.025
5612-22-*	10	.201	.438	.005, .010, .020, .031, .040, .062, .093
5612-141-*	10	.201	.750	.031
5612-65-*	10	.203	.270	.031, .040, .050, .062, .093
5612-243-*	10	.203	.312	.015, .031
5612-142-*	10	.203	.375	.010, .015
5612-10R-*	10	.203	.562	.040
5612-35-*	10	.204	.505	.005, .010, .015, .031
5612-244-*	10	.210	.875	.020
5612-66-*	12	.218	.375	.187
5612-245-*	12	.218	.437	.031
5612-26-*	12	.220	.366	.010, .015, .031
5612-246-*	12	.221	.330	.031
5612-247-*	12	.221	.500	.031
5612-67-*	12	.225	.380	.010, .062
5612-248-*	12	.227	.500	.031
5612-12R-*	12	.234	.625	.062
5612-249-*	12	.236	.394	.020

All **BOLD** Part Numbers Represent ANSI/ASME (Regular Series) Standard Screw Sizes & Tolerances

TEFLON WASHERS (Continued)

Custom Sizes Available . . . See Last Page of This Section



*To specify the thickness add -5 for .005 thickness, -10 for .010 thickness, etc.

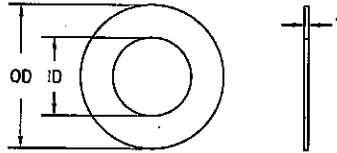
PART NUMBER	SCREW SIZE	INSIDE DIA. ± .005	OUTSIDE DIA. ± .010	T*
				STOCKED THICKNESS
5612-68-*	12	.240	.375	.002, .005, .010, .015, .031, .040, .062
5612-250-*	12	.242	.495	.020
5612-251-*	12	.245	.672	.031
5612-36-*	12	.247	.440	.031
5612-252-*	12	.248	.354	.020
5612-253-*	12	.248	.784	.031
5612-143-*		.250	.281	.050
5612-69-*		.250	.343	.010, .100
5612-70-*		.250	.380	.010, .031, .250
5612-254-*		.250	.437	.031
5612-255-*		.250	.450	.010
5612-144-*		.250	.500	.010, .025, .040, .050, .062, .187
5612-145-*		.250	.562	.062, .125
5612-256-*		.250	.665	.031
5612-257-*		.250	.765	.031
5612-258-*		.250	.815	.031
5612-259-*		.250	1.000	.040
5612-71-*		.250	1.250	.005, .010, .040, .062, .125
5612-37-*		.251	.404	.002, .005, .010, .015, .031, .040, .062, .080
5612-260-*		.252	.375	.010
5612-261-*		.253	.400	.031
5612-262-*		.253	.530	.031
5612-72-*		.254	.312	.010, .031, .062, .093, .100
5612-73-*		.254	.500	.010, .031, .125
5612-38-*		.254	.623	.005, .015, .031, .062
5612-146-*		.255	.329	.010
5612-147-*		.255	.425	.025, .031
5612-263-*		.255	.875	.020
5612-264-*		.258	.380	.032
5612-74-*		.259	.320	.030, .060, .091, .123
5612-265-*		.259	.394	.020
5612-75-*		.260	.300	.050, .100
5612-76-*		.260	.315	.050, .062
5612-77-*		.260	.337	.025
5612-78-*		.260	.368	.020, .031, .045, .062, .076, .091, .099
5612-266-*		.260	.500	.031
5612-267-*		.260	.688	.031
5612-268-*		.260	.750	.031
5612-269-*		.260	1.000	.031
5612-270-*		.260	1.437	.020
5612-39-*		.263	.433	.005, .015, .031, .050, .062

All **BOLD** Part Numbers Represent ANSI/ASME (Regular Series) Standard Screw Sizes & Tolerances

- Solder Lugs
- Spring Clips
- Spring Washers
- Shoulder Washers
- Stand Off Spacers
- Flat Round Washers – Metallic
- Flat Round Washers – Non-Metallic
- O-Rings
- Retaining Rings
- Lockwashers, Retention Washers & Push-on Nuts
- Clamps & Brackets
- Expansion Plugs
- Ground Straps, Bus Bars & Term. Blocks
- Tab & Notch Washers
- Misc. Washers & Tags
- Solid State Insulators
- Military Standards
- Custom Parts
- Engineering Tables
- Num. & Alpha. Index of Parts

TEFLON WASHERS (Continued)

Custom Sizes Available . . . See Last Page of This Section



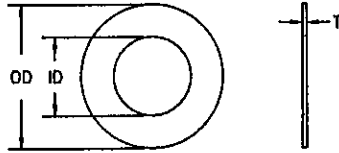
*To specify the thickness add -5 for .005 thickness, -10 for .010 thickness, etc.

PART NUMBER	SCREW SIZE	INSIDE DIA. ± .005	OUTSIDE DIA. ± .010	T* STOCKED THICKNESS
5612-79-*		.263	.800	.050, .093
5612-80-*		.265	.366	.031, .050, .062
5612-81-*		.265	.505	.031, .062, .093
5612-271-*		.265	.562	.025, .031, .062
5612-272-*		.265	.750	.031
5612-273-*		.265	1.000	.062
5612-82-*		.266	.408	.040, .050, .062, .125
5612-274-*		.270	.375	.010
5612-40-*		.280	.423	.031, .050
5612-148-*		.280	.600	.005
5612-275-*	1/4	.280	.875	.020
5612-276-*		.281	.500	.031
5612-250R-*		.281	.735	.062
5612-277-*		.285	.400	.031
5612-41-*		.289	.555	.031
5612-278-*		.300	.500	.031
5612-42-*		.308	.440	.031, .040, .050, .062
5612-83-*		.310	.625	.003, .050, .062
5612-43-*		.312	.515	.010, .020, .031
5612-149-*		.312	.750	.010, .031, .050, .125
5612-279-*		.312	1.000	.020
5612-280-*		.313	.875	.031
5612-84-*		.315	.370	.005, .031, .050, .165
5612-281-*		.317	.990	.015
5612-85-*		.318	.437	.046, .076, .099
5612-282-*		.318	.688	.031
5612-86-*		.320	.420	.040, .080, .093, .120
5612-283-*		.320	.500	.005
5612-87-*		.323	.360	.050
5612-88-*		.325	.383	.030, .060, .091, .123
5612-284-*		.325	.400	.010
5612-89-*		.325	.625	.031
5612-150-*		.325	.750	.005, .010, .020
5612-90-*		.327	.355	.025, .062
5612-91-*		.328	.567	.031, .062, .093
5612-92-*		.330	.370	.187
5612-93-*		.332	.360	.010, .062
5612-285-*		.332	.500	.031
5612-286-*		.332	.845	.062
5612-94-*		.335	.390	.031
5612-151-*		.340	.688	.015, .062

All **BOLD** Part Numbers Represent ANSI/ASME (Regular Series) Standard Screw Sizes & Tolerances

TEFLON WASHERS (Continued)

Custom Sizes Available . . . See Last Page of This Section



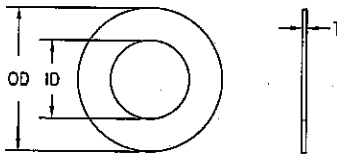
*To specify the thickness add -5 for .005 thickness, -10 for .010 thickness, etc.

PART NUMBER	SCREW SIZE	INSIDE DIA. ± .005	OUTSIDE DIA. ± .010	T* STOCKED THICKNESS
5612-287-*	5/16	.340	.750	.020
5612-321R-*		.344	.875	.082
5612-288-*		.370	1.090	.031
5612-44-*		.372	.753	.010, .015, .031, .190
5612-45-*		.373	.503	.005, .010, .031, .062
5612-95-*		.375	.487	.125
5612-289-*		.375	.562	.031, .062
5612-290-*		.375	.688	.031
5612-291-*		.375	1.000	.015
5612-152-*		.375	1.500	.031, .040, .062
5612-46-*		.376	.625	.005, .010, .015, .020, .031, .062
5612-292-*		.380	.812	.031
5612-293-*		.380	.937	.031
5612-153-*		.381	.690	.062, .125
5612-47-*		.382	.507	.005, .010, .020, .031, .062
5612-294-*		.385	.625	.031
5612-96-*		.385	1.000	.031, .250
5612-295-*		.385	1.370	.020
5612-97-*		.388	.508	.030, .060, .091, .123, .185
5612-98-*		.390	.630	.031, .062, .093
5612-296-*		.390	.750	.031
5612-154-*		.390	.875	.062
5612-155-*		.405	.812	.062
5612-297-*		.406	.688	.020
5612-298-*		.406	.750	.020
5612-299-*	3/8	.406	.875	.020
5612-375R-*		.406	1.000	.062
5612-300-*		.406	1.000	.020
5612-48-*		.435	.630	.031, .062
5612-301-*		.437	1.062	.031
5612-99-*		.443	.750	.031
5612-49-*		.450	.815	.005
5612-156-*		.450	1.100	.010
5612-302-*		.452	.745	.015
5612-50-*		.455	.755	.031, .062, .091, .123
5612-438R-*	7/16	.469	1.125	.062
5612-100-*		.500	.688	.031, .062
5612-303-*		.500	.812	.031
5612-51-*		.500	1.003	.005, .010, .031, .062
5612-101-*		.505	.605	.050
5612-102-*		.505	.750	.010, .015, .031, .050, .062

All BOLD Part Numbers Represent ANSI/ASME (Regular Series) Standard Screw Sizes & Tolerances

TEFLON WASHERS (Continued)

Custom Sizes Available . . . See Last Page of This Section



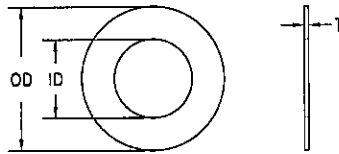
*To specify the thickness add -5 for .005 thickness, -10 for .010 thickness, etc.

PART NUMBER	SCREW SIZE	INSIDE DIA. ± .005	OUTSIDE DIA. ± .010	T* STOCKED THICKNESS
5612-304-*		.505	1.500	.020
5612-157-*		.508	.625	.093
5612-103-*		.510	.570	.125
5612-305-*		.510	1.250	.031, .062, .125
5612-306-*		.515	.812	.031
5612-104-*		.515	.875	.031, .062, .093
5612-105-*		.518	.635	.004, .005, .030, .060, .091, .123, .185, .248
5612-307-*		.530	.750	.031
5612-308-*		.530	.812	.031
5612-158-*		.531	.750	.031, .062, .125
5612-159-*		.531	1.000	.062, .093
5612-309-*		.531	1.062	.031
5612-310-*		.531	1.125	.031
5612-500R-*	1/2	.531	1.250	.100
5612-311-*		.531	1.250	.031
5612-312-*		.532	1.500	.020
5612-313-*		.550	.860	.015
5612-52-*		.562	.688	.010, .031
5612-314-*		.562	.720	.010
5612-315-*		.562	.750	.031
5612-316-*		.562	1.000	.031
5612-317-*		.562	1.062	.062
5612-318-*		.562	1.375	.031, .125
5612-160-*		.562	1.500	.125
5612-106-*		.578	1.067	.015, .031, .062, .093
5612-319-*		.580	1.390	.031
5612-562R-*	9/16	.594	1.469	.100
5612-53-*		.622	.845	.031
5612-320-*		.625	1.000	.062
5612-321-*		.625	1.062	.031
5612-54-*		.640	.786	.010, .015, .020, .062
5612-118-*		.640	1.193	.031, .062, .093
5612-161-*		.640	1.500	.020
5612-322-*		.641	.875	.015
5612-55-*		.641	1.123	.010, .031
5612-625R-*	5/8	.656	1.750	.100
5612-162-*		.657	.875	.010, .031, .062, .125
5612-323-*		.688	.812	.020
5612-324-*		.688	.875	.020
5612-325-*		.690	1.410	.031
5612-326-*		.712	1.125	.010

All **BOLD** Part Numbers Represent ANSI/ASME (Regular Series) Standard Screw Sizes & Tolerances

TEFLON WASHERS (Continued)

Custom Sizes Available . . . See Last Page of This Section



*To specify the thickness add -5 for .005 thickness, -10 for .010 thickness, etc.

PART NUMBER	SCREW SIZE	INSIDE DIA. ± .005	OUTSIDE DIA. ± .010	T* STOCKED THICKNESS
5612-163-*		.725	.895	.025
5612-327-*		.730	1.370	.020
5612-107-*		.750	1.000	.010, .062, .156, .188
5612-328-*		.750	1.125	.031
5612-108-*		.750	1.250	.031, .050, .062
5612-109-*		.750	1.500	.010, .062
5612-110-*		.765	1.317	.005, .010, .031, .062, .093
5612-164-*		.765	1.500	.020
5612-111-*		.768	.890	.030, .060, .091, .123, .185, .248, .373, .498
5612-165-*		.768	1.750	.031, .185
5612-329-*		.780	1.630	.031
5612-166-*		.812	1.125	.031, .062, .125
5612-750R-*	3/4	.812	2.000	.100
5612-330-*		.816	1.250	.010
5612-167-*		.875	1.000	.031
5612-112-*		.875	1.125	.062, .140
5612-113-*		.875	1.250	.062
5612-331-*		.875	1.312	.031
5612-332-*		.875	1.375	.031
5612-333-*		.875	2.125	.031
5612-334-*		.890	1.250	.031
5612-114-*		.890	1.505	.031, .062, .093
5612-335-*		.937	1.125	.031
5612-875R-*	7/8	.938	2.250	.160
5612-168-*		1.000	1.345	.090
5612-115-*		1.000	1.375	.062
5612-116-*		1.000	1.500	.062
5612-169-*		1.000	1.625	.015
5612-117-*		1.015	1.755	.015, .031, .062, .093
5612-336-*		1.060	1.990	.031
5612-337-*		1.062	1.370	.020
5612-1000R-*	1.000	1.062	2.500	.160
5612-338-*		1.130	1.370	.020
5612-339-*		1.188	1.370	.020
5612-340-*		1.250	1.500	.010
5612-341-*		1.250	2.062	.031
5612-342-*		1.380	1.531	.020
5612-343-*		1.500	2.585	.031
5612-344-*		1.562	2.500	.062
5612-345-*		1.625	2.500	.031, .093

All **BOLD** Part Numbers Represent ANSI/ASME (Regular Series) Standard Screw Sizes & Tolerances

- Solder Lugs
- Spring Clips
- Spring Washers
- Shoulder Washers
- Stand Off Spacers
- Flat Round Washers - Metallic
- Flat Round Washers - Non-Metallic
- O-Rings
- Retaining Rings
- Lockwashers, Retention Washers & Push-on Nuts
- Clamps & Brackets
- Expansion Plugs
- Ground Straps, Bus Bars & Term. Blocks
- Tab & Notch Washers
- Misc. Washers & Tags
- Solid State Insulators
- Military Standards
- Custom Parts
- Engineering Tables
- Num. & Alpha. Index of Parts

HOW TO REQUEST A FAX QUOTE:

CUSTOM FLAT ROUND NON-METALLIC WASHERS

If your application requires a custom flat round non-metallic washer with dimensions not listed in this catalog, simply photocopy the adjoining page, fill in all necessary dimensions, and fax it to us at 208-734-7222. It's that simple!

Seastrom Manufacturing can custom manufacture virtually any I.D./O.D., thickness combination you require without engineering costs.*

At Seastrom Manufacturing, custom washers are one of our specialties. Utilizing Seastrom's universal die sets, we can manufacture virtually any I.D./O.D. combination.

*Seastrom does not charge a NRESC on custom size washers with standard tolerance (I.D. \pm .005 O.D. \pm .005) on washers with O.D.'s under 1-1/2 inches. If tighter tolerances or larger sizes are required, a minimum engineering charge may be applicable.

EXAMPLE

I.D.: <u>.187</u>	O.D.: <u>.440</u>	T.: <u>.031</u>
-------------------	-------------------	-----------------

If the configuration you require is different than shown on the adjoining page, please refer to the Custom Parts section for a fax quote cover sheet and a blank print to sketch your own design.

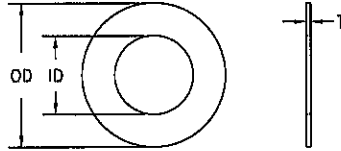
If we can answer any questions concerning your custom washer needs, please feel free to call us today at 1-800-634-2356.

FAX QUOTE

CUSTOM FLAT ROUND NON-METALLIC WASHERS

PLEASE FAX TO:

SEASTROM MANUFACTURING COMPANY, INC. 208•734•7222
ATTENTION: Inside Sales



DATE _____

I.D.: _____	O.D.: _____	T.: _____
--------------------	--------------------	------------------

UNLESS OTHERWISE SPECIFIED ALL DIMENSIONS WILL BE TO CATALOG TOLERANCES.*

Material: _____

Other Requirements: _____

From: _____ Title: _____

Company: _____

Address: _____ City: _____ State: _____ Zip: _____

Phone: _____ Fax: _____

***See Pages 551 and 552 for commercial thickness, tolerances.**

Please Quote the following:	<i>For Seastrom Use</i>	
QUANTITY	PRICE	DELIVERY
Estimated Yearly Usage:		

- Solder Lugs
- Spring Clips
- Spring Washers
- Shoulder Washers
- Stand Off Spacers
- Flat Round Washers – Metallic
- Flat Round Washers – Non-Metallic
- O-Rings
- Retaining Rings
- Lockwashers, Retention Washers & Push-on Nuts
- Clamps & Brackets
- Expansion Plugs
- Ground Straps, Bus Bars & Term. Blocks
- Tab & Notch Washers
- Misc. Washers & Tags
- Solid State Insulators
- Military Standards
- Custom Parts
- Engineering Tables
- Num. & Alpha. Index of Parts

DO NOT TEAR OUT ... PLEASE PHOTOCOPY